

**ANNEXURE 6-A ARCHITECT'S CERTIFICATE****On the letter head of the architect firm****To whom so ever it may concern****REPORT FOR QUARTER ENDING****JANUARY 2020 - MARCH 2020****Subject: Certificate of progress of construction work:**

Sr. No.	Particulars	Information
i.	Project/Phase of the project	La- Regencia Phase-II
ii.	Location	Sec.-19 Sushant City Panipat
iii.	Area in acres	4.367
vi.	HARERA Registration No.	HRERA-PKL-PNP-46-2018
v.	Name of Licensee	Stanza Developers And Infrastructure Pvt. Ltd.
vi.	Name of Collaborator	
vii.	Name of Developer	M/s Astrum Value homes Pvt. Ltd.

Sir,

1. I/ We have undertaken assignment as architect for certifying progress of construction work in the above mentioned project as per the approved plans.

i.	Date of certifying of percentage of construction work/ site inspection	15.04.2020
ii.	Name of Architect/Architect's firm	Nitin Chauhan / URBAN ATELIER
iii.	Date of site inspection	04.04.2020

2. Following technical professionals are appointed by Promoter: - (as applicable)

Sr.No.	Consultants	Name
i.	Site Engineer	Mr. Rajkumar Pandey
ii.	Structural Consultant	M/s N.M. Roof Designers Ltd.
iii.	Proof Consultant	M/s. Roark Consulting Engineers
vi.	MEP Consultant	M/s Acrobat Engineers Pvt. Ltd.
v.	Site supervisor/incharge	Mr. Ashwani Kumar Sinha

3. I certify that as on the date, the percentage of work done in the project for each of the building/tower of the real estate project/phase of the project under HARERA is as per table A and table B given herein below. The percentage of the work executed with respect to each of the activity of the entire project/phase is detailed in table A and B.

Yours Faithfully,

Signature &amp; Name (IN BLOCK LETTERS) with stamp of Architect : NITIN CHAUHAN

Council of Architects (CoA) Registration No. CA/ 2012/ 55425 Council of Architects (CoA) Registration valid till - 31/12/2028



Table – A

Building/Tower no. \_\_\_\_\_ E \_\_\_\_\_ (to be prepared separately for each building/tower in the project/phase of the project) Cumulative progress of the project/phase at the end of the quarter.

Sr. No.	Tasks/Activity	Description of work done	Percentage of total proposed work Upto Mar 2020	
<b>A1</b>	<b>SUB- STRUCTURE STATUS</b>			
1.	Excavation		100%	
2.	Laying of foundation			
i.	Raft		100%	
ii.	Pile		NA	
3.	Number of basement(s) .....			
i.	Basement level 1		NA	
ii.	Basement level 2*		NA	
4.	Waterproofing of the above sub- structure (wherever applicable)		100%	
<b>A2</b>	<b>SUPER- STRUCTURE STATUS</b>			
5.	Total floors in the tower/building		S+9	
6.	Total area on each floor	SQ. Ft.	7244	
7.	Slit Floor/ Ground Floor		7244	
8.	Status of laying of slabs floor wise Cumulative number of slabs in the building/tower laid by end of quarter		100%	
9.	Status of construction			
i.	Walls on floors		100%	
ii.	Staircase		100%	
iii.	Lift wells along with water proofing		100%	
iv.	Lift lobbies /common areas floor wise		91%	
10.	Fixing of door and window frames in flats/units		97%	
11.	Status of MEP		Internal (within Flat)	External works
i.	Mechanical works		NA	NA
ii.	Electrical works including wiring		44%	0%
iii.	Plumbing works		64%	45%
12.	Status of wall finishing ( plaster/paint/ whitewashing/coating)			
i.	External		NA	5%
ii.	Internal		93%	NA
13.	Status of wall tiling			
i.	In bathroom		100%	NA
ii.	In Kitchen		100%	NA
14.	Status of flooring			
i.	Common areas		NA	96%
ii.	Units/flats		100%	NA
15.	Status of other civil works			
i.	Staircase with railing		NA	96%
ii.	Lift wells		NA	100%
iii.	Lift lobbies /common areas floor wise		NA	88%
16.	Status of Installation			
(Within flat/unit)				
i.	Doors and windows panels		80%	NA
ii.	Sanitary Fixtures		2%	NA
iii.	Modular Kitchen		NA	NA
iv.	Electrical fittings/Lighting		NA	0%
v.	Gas piping (if any)		NA	NA
(Other than flat/units)				
vi.	Lifts installation		NA	70%
vii.	Overhead tanks		NA	97%
viii.	Underground water tank		NA	3%
ix.	Firefighting fittings and equipment's as per CPO NOC		NA	0%
x.	Electrical fittings in common areas		NA	0%
xi.	Compliance to conditions of environment /CRZ NOC			
17.	Waterproofing of terraces		NA	100%
18.	Entrance lobby finishing		NA	48%
19.	Status of construction of Compound wall		NA	5%

Note.— (\*) Extend rows as per requirement





Table – A

Building/Tower no. \_\_\_\_\_ F \_\_\_\_\_ (to be prepared separately for each building/tower in the project/phase of the project)  
Cumulative progress of the project/phase at the end of the quarter.

Sr. No.	Tasks/Activity	Description of work done	Percentage of total proposed work Upto Mar 2020	
<b>A1</b>	<b>SUB- STRUCTURE STATUS</b>			
1.	Excavation			100%
2.	Laying of foundation			
i.	Raft			100%
ii.	Pile			NA
3.	Number of basement(s) .....			
i.	Basement level 1			NA
ii.	Basement level 2*			NA
4.	Waterproofing of the above sub- structure (wherever applicable)			100%
<b>A2</b>	<b>SUPER- STRUCTURE STATUS</b>			
5.	Total floors in the tower/building			S+9
6.	Total area on each floor	SQ. Ft.		7980
7.	Slit Floor/ Ground Floor			7980
8.	Status of laying of slabs floor wise Cumulative number of slabs in the building/tower laid by end of quarter			100%
9.	Status of construction			
i.	Walls on floors			100%
ii.	Staircase			100%
iii.	Lift wells along with water proofing			100%
iv.	Lift lobbies /common areas floor wise			92%
10.	Fixing of door and window frames in flats/units			97%
11.	Status of MEP		Internal (within Flat)	External works
i.	Mechanical works		NA	NA
ii.	Electrical works including wiring		44%	44%
iii.	Plumbing works		64%	44%
12.	Status of wall finishing ( plaster/paint/ whitewashing/coating)			
i.	External		NA	15%
ii.	Internal		92%	NA
13.	Status of wall tiling			
i.	In bathroom		100%	NA
ii.	In Kitchen		100%	NA
14.	Status of flooring			
i.	Common areas		NA	96%
ii.	Units/flats		100%	NA
15.	Status of other civil works			
i.	Staircase with railing		NA	97%
ii.	Lift wells		NA	97%
iii.	Lift lobbies /common areas floor wise		NA	87%
16.	Status of Installation (Within flat/unit)			
i.	Doors and windows panels		92%	NA
ii.	Sanitary Fixtures		NA	2%
iii.	Modular Kitchen		NA	NA
iv.	Electrical fittings/Lighting		NA	2%
v.	Gas piping (if any)		NA	NA
	(Other than flat/units)			
vi.	Lifts installation		NA	70%
vii.	Overhead tanks		NA	97%
viii.	Underground water tank		NA	3%
ix.	Firefighting fittings and equipment's as per CFO NOC		NA	5%
x.	Electrical fittings in common areas		NA	0%
xi.	Compliance to conditions of environment /CRZ NOC			
17.	Waterproofing of terraces		NA	100%
18.	Entrance lobby finishing		NA	60%
19.	Status of construction of Compound wall		NA	

Note.— (\*) Extend rows as per requirement




Table – A

Building/Tower no. \_\_\_\_\_ G \_\_\_\_\_ (to be prepared separately for each building/tower in the project/phase of the project)  
Cumulative progress of the project/phase at the end of the quarter.

Sr. No.	Tasks/Activity	Description of work done	Percentage of total proposed work Upto Mar 2020	
<b>A1</b>	<b>SUB- STRUCTURE STATUS</b>			
1.	Excavation		99%	
2.	Laying of foundation			
	i. Raft		100%	
	ii. Pile		NA	
3.	Number of basement(s) .....			
	i. Basement level 1		NA	
	ii. Basement level 2*		NA	
4.	Waterproofing of the above sub- structure (wherever applicable)		100%	
<b>A2</b>	<b>SUPER- STRUCTURE STATUS</b>			
5.	Total floors in the tower/building		S+9	
6.	Total area on each floor	SQ. Ft.	7244	
7.	Slit Floor/ Ground Floor		7244	
8.	Status of laying of slabs floor wise Cumulative number of slabs in the building/tower laid by end of quarter		100%	
9.	Status of construction			
	i. Walls on floors		100%	
	ii. Staircase		100%	
	iii. Lift wells along with water proofing		91%	
	iv. Lift lobbies /common areas floor wise		100%	
10.	Fixing of door and window frames in flats/units		48%	
11.	Status of MEP		Internal (within Flat)	External works
	i. Mechanical works		NA	NA
	ii. Electrical works including wiring		45%	45%
	iii. Plumbing works		83%	28%
12.	Status of wall finishing ( plaster/paint/ whitewashing/coating)			
	i. External		NA	82%
	ii. Internal		83%	NA
13.	Status of wall tiling			
	i. In bathroom		96%	NA
	ii. In Kitchen		95%	NA
14.	Status of flooring			
	i. Common areas		NA	62%
	ii. Units/flats		92%	NA
15.	Status of other civil works			
	i. Staircase with railing		NA	96%
	ii. Lift wells		NA	100%
	iii. Lift lobbies /common areas floor wise		NA	64%
16.	Status of Installation (Within flat/unit)			
	i. Doors and windows panels		0%	NA
	ii. Sanitary Fixtures		0%	NA
	iii. Modular Kitchen		NA	NA
	iv. Electrical fittings/Lighting		NA	0%
	v. Gas piping (if any)		NA	NA
	(Other than flat/units)			
	vi. Lifts installation		NA	0%
	vii. Overhead tanks		NA	97%
	viii. Underground water tank		NA	3%
	ix. Firefighting fittings and equipment's as per CFO NOC		NA	3%
	x. Electrical fittings in common areas		NA	0%
	xi. Compliance to conditions of environment /CRZ NOC			
17.	Waterproofing of terraces		NA	94%
18.	Entrance lobby finishing		NA	5%
19.	Status of construction of Compound wall		NA	* 5%

Note.— (\*) Extend rows as per requirement






Table – A

Building/Tower no. \_\_\_\_\_ H \_\_\_\_\_ (to be prepared separately for each building/tower in the project/phase of the project) Cumulative progress of the project/phase at the end of the quarter.

Sr. No.	Tasks/Activity	Description of work done	Percentage of total proposed work Upto Mar 2020	
<b>A1</b>	<b>SUB- STRUCTURE STATUS</b>			
1.	Excavation		99%	
2.	Laying of foundation			
	i. Raft		100%	
	ii. Pile		NA	
3.	Number of basement(s) .....			
	i. Basement level 1		NA	
	ii. Basement level 2*		NA	
4.	Waterproofing of the above sub- structure (wherever applicable)		100%	
<b>A2</b>	<b>SUPER- STRUCTURE STATUS</b>			
5.	Total floors in the tower/building		S+9	
6.	Total area on each floor	SQ. Ft.	7244	
7.	Slit Floor/ Ground Floor		7244	
8.	Status of laying of slabs floor wise			
	Cumulative number of slabs in the building/tower laid by end of quarter		100%	
9.	Status of construction			
	i. Walls on floors		100%	
	ii. Staircase		100%	
	iii. Lift wells along with water proofing		90%	
	iv. Lift lobbies /common areas floor wise		100%	
10.	Fixing of door and window frames in flats/units		30%	
11.	Status of MEP		Internal (within Flat)	External works
	i. Mechanical works		NA	NA
	ii. Electrical works including wiring		42%	42%
	iii. Plumbing works		42%	8%
12.	Status of wall finishing ( plaster/paint/ whitewashing/coating)			
	i. External		NA	73%
	ii. Internal		83%	NA
13.	Status of wall tiling			
	i. In bathroom		0%	NA
	ii. In Kitchen		0%	NA
14.	Status of flooring			
	i. Common areas		NA	0%
	ii. Units/flats		NA	0%
15.	Status of other civil works			
	i. Staircase with railing		NA	82%
	ii. Lift wells		NA	82%
	iii. Lift lobbies /common areas floor wise		NA	60%
16.	Status of Installation (Within flat/unit)			
	i. Doors and windows panels		0%	NA
	ii. Sanitary Fixtures		0%	NA
	iii. Modular Kitchen		NA	NA
	iv. Electrical fittings/Lighting		NA	0%
	v. Gas piping (if any)		NA	NA
	(Other than flat/units)			
	vi. Lifts installation		NA	0%
	vii. Overhead tanks		NA	45%
	viii. Underground water tank		NA	5%
	ix. Firefighting fittings and equipment's as per CFO NOC		NA	0%
	x. Electrical fittings in common areas		NA	0%
	xi. Compliance to conditions of environment /CRZ NOC			
17.	Waterproofing of terraces		NA	0%
18.	Entrance lobby finishing		NA	0%
19.	Status of construction of Compound wall		NA	5%

Note.— (\*) Extend rows as per requirement



Table – A

Building/Tower no. \_\_\_\_\_ I \_\_\_\_\_ (to be prepared separately for each building/tower in the project/phase of the project)  
Cumulative progress of the project/phase at the end of the quarter.

Sr. No.	Tasks/Activity	Description of work done	Percentage of total proposed work Upto Mar 2020	
<b>A1</b>	<b>SUB- STRUCTURE STATUS</b>			
1.	Excavation			99%
2.	Laying of foundation			
	i. Raft			100%
	ii. Pile			NA
3.	Number of basement(s) .....			
	i. Basement level 1			NA
	ii. Basement level 2*			NA
4.	Waterproofing of the above sub- structure (wherever applicable)			100%
<b>A2</b>	<b>SUPER- STRUCTURE STATUS</b>			
5.	Total floors in the tower/building			S+10
6.	Total area on each floor	SQ. Ft.		9752
7.	Slit Floor/ Ground Floor			9752
8.	Status of laying of slabs floor wise			
	Cumulative number of slabs in the building/tower laid by end of quarter			66%
9.	Status of construction			
	i. Walls on floors			25%
	ii. Staircase			62%
	iii. Lift wells along with water proofing			25%
	iv. Lift lobbies /common areas floor wise			35%
10.	Fixing of door and window frames in flats/units			0%
11.	Status of MEP		Internal (within Flat)	External works
	i. Mechanical works		NA	NA
	ii. Electrical works including wiring		6%	6%
	iii. Plumbing works		0%	0%
12.	Status of wall finishing ( plaster/paint/ whitewashing/coating)			
	i. External		NA	0%
	ii. Internal		28%	NA
13.	Status of wall tiling			
	i. In bathroom		0%	NA
	ii. In Kitchen		0%	NA
14.	Status of flooring			
	i. Common areas		NA	0%
	ii. Units/flats		0%	NA
15.	Status of other civil works			
	i. Staircase with railing		NA	30%
	ii. Lift wells		NA	15%
	iii. Lift lobbies /common areas floor wise		NA	38%
16.	Status of Installation (Within flat/unit)			
	i. Doors and windows panels		0%	NA
	ii. Sanitary Fixtures		0%	NA
	iii. Modular Kitchen		NA	NA
	iv. Electrical fittings/Lighting		NA	0%
	v. Gas piping (if any)		NA	NA
	(Other than flat/units)			
	vi. Lifts installation		NA	0%
	vii. Overhead tanks		NA	0%
	viii. Underground water tank		NA	0%
	ix. Firefighting fittings and equipment's as per CFO NOC		NA	NIL
	x. Electrical fittings in common areas		NA	0%
	xi. Compliance to conditions of environment /CRZ NOC			
17.	Waterproofing of terraces		NA	0%
18.	Entrance lobby finishing		NA	0%
19.	Status of construction of Compound wall		NA	50%

Note.— (\*) Extend rows as per requirement






Table – B

Sr. No.	Common areas and Facilities Amenities	Proposed (Yes/No)	Percentage of Work Done upto Mar 20
<b>B-1 Services</b>			
1.	Internal roads & pavements	YES	4%
2.	Parking		
	Covered no _____	YES	96%
	Open no _____	YES	5%
3.	Water supply	YES	45%
4.	Sewerage (Chamber, Lines, Septic Tank, STP)	YES	86%
5.	Storm water drains	YES	58%
6.	Landscaping & tree plantation	YES	NIL
7.	Parks and playgrounds	YES	NIL
	Fixing of children play equipment's	YES	NIL
	Benches	YES	NIL
8.	Shopping Area	YES	100%
9.	Street Lighting/Electrification	YES	NIL
10.	Treatment and disposal of sewage and sullage water/STP	YES	100%
11.	Solid Waste Management & disposal	YES	40%
12.	Water Conservation, Rain Water Harvesting, Percolating Well/Pit	YES	5%
13.	Energy management (Solar)	YES	NIL
14.	Fire Protection and Fire Safety Requirements	YES	70%
15.	Electrical meter room, Sub-Station, Receiving station	YES	NIL
16.	Other (option to add more)		
<b>B-2</b>	<b>Community building to be transferred to RWA</b>		
17.	Community centre	YES	44%
18.	Others		
<b>B-3</b>	<b>Community buildings not to be transferred to RWA/Competent Authority</b>		
19.	Schools	NA	
20.	Dispensary	NA	
21.	Club	YES	44%
22.	Others	YES	6%
<b>B-4</b>	<b>Services /facilities to be transferred to the Competent Authority</b>		
23.	*	YES	0%

Note.— (\*) Extend as per requirement

