

ARCHITECT'S CERTIFICATE

To whom so ever it may concern

Report for quarter ending 01.10.2021 to 31.12.2021

Subject: Certificate of progress of construction work:

Sr. No.	Particulars	Information
1.	Project/Phase of the project	SMART HOMES, KARNAL
2.	Location	Village-Budhakhera ,Sec-32 A,KARNAL, Haryana
3.	Area in acres	5.6534 Acre
4.	HARERA Registration No.	265 of 2017 dated 09.10.2017
5.	Name of Licensee	Aegis Value Homes Ltd.
6.	Name of Collaborator	N/A
7.	Name of Developer	Aegis Value Homes Ltd.

Sir,

I/ We have undertaken assignment as architect for certifying progress of construction work in the above mentioned project as per the approved plans.

1.	Date of certifying of percentage of construction work/ site inspection	31/12/2021
2.	Name of Architect/Architect's firm	R.K. & ASSOCIATES
3.	Date of site inspection	31/12/2021

Following technical professionals are appointed by Promoter: - (as applicable)

Sr.No.	Consultants	Name
1.	Site Engineer	Mr. Rajeev Sharma
2.	Structural Consultant	Global Design Engineers
3.	Proof Consultant	




4.	MEP Consultant	Acrobat Engineers Pvt. Ltd
5.	Site Supervisor/in charge	Mr. Rajinder Kumar

I certify that the work has been executed as per approved drawings, statutory/ mandatory approvals, Haryana Building Code, 2017/ National Building Code (wherever applicable) and the material used in the construction, infrastructure works and internal development works are as per the projected standard as envisaged in the registration and brochure, publication material and other documents shared with the buyers in this regard.

I also certify that as on the date, the percentage of work done in the project for each of the building/ tower of the real estate project/phase of the project under HARERA is as per table A and table B given herein below. The percentage of the work executed with respect to each of the activity of the entire project/ phase is detailed in table A and table B.

DATE : 31.12.2021

PLACE : NEW DELHI

Yours Faithfully

**Council of Architects
(COA) Regn No.**

: CA/ 94/ 17868

**Council of Architects
(COA) Regn Valid Till**

: 31. 12.2025

ROHIT GARG
CA/94/17868

Rohit Garg
ROHIT GARG
CA 94/ 17868



R.K. & ASSOCIATES
ARCHITECTS, ENGINEERS & PLANNERS
E-31, GREEN PARK MAIN
NEW DELHI - 110 016
PH: 26963158, 26516751, FAX: 26862540
e-mail : rka.architects@gmail.com

Table - A


Building/Tower no. **Tower-A-1** (to be prepared separately for each building/tower in the project/phase of the project)

Cumulative progress of the project/phase at the end of the quarter.

Sr. No.	Tasks / Activity	Description of work done		Percentage of total proposed work	
A1	SUB- STRUCTURE STATUS				
1.	Excavation	Completed			
2.	Laying of foundation				
	i. Raft	Completed			
	ii. Pile	NA			
3.	Number of basement(s) Nil				
	i. Basement level 1	NA			
	ii. Basement level 2*	NA			
4.	Waterproofing of the above sub-structure (wherever applicable)	NA			
A1	SUPER- STRUCTURE STATUS				
5.	Total floors in the tower/building	G+14			
6.	Total area on each floor	558.072Sqm			
7.	Stilt Floor/ Ground Floor	To be started			
8.	Status of laying of slabs floor wise	G+14			
	Cumulative number of slabs in the building/tower A-1 laid by end of quarter	15			
9.	Status of construction				
	i. Walls on floors	14 floors			
	ii. Staircase	14 floors			
	iii. Lift wells along with water proofing	To be started			
	iv. Lift lobbies /common areas floor wise	To be started			
10.	Fixing of door and window frames in flats/units	14 Floor		Completed	
11.	Status of MEP	Internal (within Flat)	External works	Internal (within Flat)	External works
	i. Mechanical works	To be started	To be started	To be started	To be started




	ii. Electrical works conduiting and Box Fixing	Completed	To be started	Completed	To be started
	iii. Plumbing works	Completed	Completed	Completed	Completed
12.	Status of wall Finishing (Plaster/Paint/White washing Coating)				
	i. External	Complete Plaster Work Only			
	ii. Internal	Complete Plaster Work Only			
13.	Status of wall tiling				
	i. In bathroom	To be started			
	ii. In Kitchen	To be started			
14.	Status of flooring				
	i. Common areas	To be started			
	ii. Units/flats	14 th Floor Complete only			
15.	Status of finishing				
	i. Staircase with railing	Only Railing Fixing Completed.			
	ii. Lift wells	To be started			
	iii. Lift lobbies / common area floor wise	To be started			
16.	Status of Installation (Within flat/unit)				
	i. Doors and windows panels	To be started			
	ii. Sanitary Fixtures	To be started			
	iii. Modular Kitchen	NA			
	iv. Electrical fittings/Lighting	To be started			
	v. Gas piping (if any)	NA			
	(Other than flat/units)				
	vi. Lifts installation	To be started			
	vii. Overhead tanks	To be started			
	viii. Underground water tank	To be started			
	ix. Firefighting fittings and equipment's as per CFO NOC	To be started			
	x. Electrical fittings in common areas	To be started			
	xi. Compliance to conditions of environment /CRZ NOC	To be started			
17.	Waterproofing of terraces	To be started			




18.	Entrance lobby finishing	To be started	
19.	Status of construction of Compound wall	Completed	

Note: (*) Extend rows as per requirement

Building/Tower no. **Tower-A-2** (to be prepared separately for each building/tower in the project/phase of the project)

Cumulative progress of the project/phase at the end of the quarter.

Sr. No.	Tasks / Activity	Description of work done	Percentage of total proposed work
A1	SUB- STRUCTURE STATUS		
1.	Excavation	Completed	
2.	Laying of foundation		
	i. Raft	Completed	
	ii. Pile	NA	
3.	Number of basement(s) <u>Nil</u>		
	i. Basement level 1	NA	
	ii. Basement level 2*	NA	
4.	Waterproofing of the above sub- structure (wherever applicable)	NA	
A2	SUPER- STRUCTURE STATUS		
5.	Total floors in the tower/building	G+14	
6.	Total area on each floor	558.072 sqm	
7.	Stilt Floor/ Ground Floor	To be started	
8.	Status of laying of slabs floor wise	G+14	
	Cumulative number of slabs in the building/tower <u>A-2</u> laid by end of quarter	15	
9.	Status of construction		
	i. Walls on floors	14 floors	
	ii. Staircase	14 floors	
	iii. Lift wells along with water proofing	To be started	
	iv. Lift lobbies /common areas floor wise	To be started	
10.	Fixing of door and window frames in flats/units	14 Floors	



	Status of MEP	Internal (within Flat)	External works	Internal (within Flat)	External works
11.	i. Mechanical works	To be started	To be started	To be started	To be started
	ii. Electrical works conduiting and Box Fixing	14 floor	To be started	14 Floor	To be started
	iii. Plumbing works	14 floor	To be started	14 floor	To be started
12.	Status of wall Finishing (Plaster/Paint/White washing Coating)				
	i. External			80% Plaster Completed.	
	ii. Internal	14 Floor		Plaster work	
13.	Status of wall tiling				
	i. In bathroom	In Progress			
	ii. In Kitchen	In Progress			
14.	Status of flooring				
	i. Common areas	To be started			
	ii. Units/flats	To be started			
15.	Status of finishing				
	i. Staircase with railing	Only Railing Fixing Completed.			
	ii. Lift wells	To be started			
	iii. Lift lobbies / common area floor wise	To be started			
16.	Status of Installation (Within flat/unit)				
	i. Doors and windows panels	To be started			
	ii. Sanitary Fixtures	To be started			
	iii. Modular Kitchen	NA			
	iv. Electrical fittings/Lighting	To be started			
	v. Gas piping (if any)	NA			
	(Other than flat/units)				
	vi. Lifts installation	To be started			
	vii. Overhead tanks	To be started			
	viii. Underground water tank	To be started			
	ix. Firefighting fittings and equipment's as per CFO NOC	To be started			
	x. Electrical fittings in common areas	To be started			



	xi. Compliance to conditions of environment /CRZ NOC	To be started	
17.	Waterproofing of terraces	To be started	
18.	Entrance lobby finishing	To be started	
19.	Status of construction of Compound wall	Completed	

Note: (*) Extend rows as per requirement


Building/Tower no. **Tower-A-3** (to be prepared separately for each building/tower in the project/phase of the project)

Cumulative progress of the project/phase at the end of the quarter.

Sr. No.	Tasks / Activity	Description of work done	Percentage of total proposed work
A1	SUB- STRUCTURE STATUS		
1.	Excavation	Completed	
2.	Laying of foundation		
	i. Raft	Completed	
	ii. Pile	NA	
3.	Number of basement(s) Nil		
	i. Basement level 1	NA	
	ii. Basement level 2*	NA	
4.	Waterproofing of the above sub- structure (wherever applicable)	NA	
A3	SUPER- STRUCTURE STATUS		
5.	Total floors in the tower/building	G+14	
6.	Total area on each floor	558.072 sqm	
7.	Stilt Floor/ Ground Floor	To be started	
8.	Status of laying of slabs floor wise	G+14	
	Cumulative number of slabs in the building/tower A-3 laid by end of quarter	15	
9.	Status of construction		
	i. Walls on floors	14 floors	
	ii. Staircase	14 floors	
	iii. Lift wells along with water proofing	To be started	
	iv. Lift lobbies /common areas floor wise	To be started	
10.	Fixing of door and window frames in flats/units	14 Floors	



	Status of MEP	Internal (within Flat)	External works	Internal (within Flat)	External works
11.	i. Mechanical works	To be started	To be started	To be started	To be started
	ii. Electrical works conduiting and Box Fixing	14 floors	To be started	14 floors	To be started
	iii. Plumbing works	14 floors	To be started	14 floors	To be started
12.	Status of wall Finishing (Plaster/Paint/White washing Coating)				
	i. External	60% Plaster Done			
	ii. Internal	14 Floors		Plaster work	
13.	Status of wall tiling				
	i. In bathroom	To be started			
	ii. In Kitchen	To be started			
14.	Status of flooring				
	i. Common areas	To be started			
	ii. Units/flats	To be started			
15.	Status of finishing				
	i. Staircase with railing	Only Railing Fixing Completed.			
	ii. Lift wells	To be started			
	iii. Lift lobbies / common area floor wise	To be started			
16.	Status of Installation (Within flat/unit)				
	i. Doors and windows panels	To be started			
	ii. Sanitary Fixtures	To be started			
	iii. Modular Kitchen	NA			
	iv. Electrical fittings/Lighting	To be started			
	v. Gas piping (if any)	NA			
	(Other than flat/units)				
	vi. Lifts installation	To be started			
	vii. Overhead tanks	To be started			
	viii. Underground water tank	To be started			
	ix. Firefighting fittings and equipment's as per CFO NOC	To be started			
	x. Electrical fittings in common areas	To be started			
	xi. Compliance to conditions of environment /CRZ NOC	To be started			




17.	Waterproofing of terraces	To be started	
18.	Entrance lobby finishing	To be started	
19.	Status of construction of Compound wall	Completed	

Note: (*) Extend rows as per requirement


Building/Tower no. **Tower-A-4** (to be prepared separately for each building/tower in the project/phase of the project)

Cumulative progress of the project/phase at the end of the quarter.

Sr. No.	Tasks / Activity	Description of work done		Percentage of total proposed work	
A1	SUB- STRUCTURE STATUS				
1.	Excavation	Completed			
2.	Laying of foundation				
	i. Raft	Completed			
	ii. Pile	NA			
3.	Number of basement(s) <u>Nil</u>				
	i. Basement level 1	NA			
	ii. Basement level 2*	NA			
4.	Waterproofing of the above sub- structure (wherever applicable)	NA			
A4	SUPER- STRUCTURE STATUS				
5.	Total floors in the tower/building	G+14			
6.	Total area on each floor	558.072 sqm			
7.	Stilt Floor/ Ground Floor	To be started			
8.	Status of laying of slabs floor wise	G+14			
	Cumulative number of slabs in the building/tower <u>A-4</u> laid by end of quarter	15			
9.	Status of construction				
	i. Walls on floors	14 Floor			
	ii. Staircase	14 floors			
	iii. Lift wells along with water proofing	To be started			
	iv. Lift lobbies /common areas floor wise	To be started			
10.	Fixing of door and window frames in flats/units	14 Floors			
11.	Status of MEP	Internal (within Flat)	External works	Internal (within Flat)	External works



	i. Mechanical works	To be started	To be started	To be started	To be started
	ii. Electrical works conduiting and Box Fixing	14 Floors	To be started	14 Floors	To be started
	iii. Plumbing works	14 Floors	To be started	14 Floors	To be started
12.	Status of wall Finishing (Plaster/Paint/White washing Coating)	To be started		To be started	
	i. External	To be started			
	ii. Internal	14 floors		plaster	
13.	Status of wall tiling				
	i. In bathroom	To be started			
	ii. In Kitchen	To be started			
14.	Status of flooring				
	i. Common areas	To be started			
	ii. Units/flats	To be started			
15.	Status of finishing				
	i. Staircase with railing	Only Railing Fixing Completed.			
	ii. Lift wells	To be started			
	iii. Lift lobbies / common area floor wise	To be started			
16.	Status of Installation (Within flat/unit)				
	i. Doors and windows panels	To be started			
	ii. Sanitary Fixtures	To be started			
	iii. Modular Kitchen	NA			
	iv. Electrical fittings/Lighting	To be started			
	v. Gas piping (if any)	NA			
	(Other than flat/units)				
	vi. Lifts installation	To be started			
	vii. Overhead tanks	To be started			
	viii. Underground water tank	To be started			
	ix. Firefighting fittings and equipment's as per CFO NOC	To be started			
	x. Electrical fittings in common areas	To be started			
	xi. Compliance to conditions of environment /CRZ NOC	To be started			
17.	Waterproofing of terraces	To be started			
18.	Entrance lobby finishing	To be started			



19.	Status of construction of Compound wall	Completed	
-----	---	-----------	--

Note: (*) Extend rows as per requirement

Building/Tower no. **Tower-A-5** (to be prepared separately for each building/tower in the project/phase of the project)


Cumulative progress of the project/phase at the end of the quarter.

Sr. No.	Tasks / Activity	Description of work done		Percentage of total proposed work	
A1	SUB- STRUCTURE STATUS				
1.	Excavation	Completed			
2.	Laying of foundation				
	i. Raft	Completed			
	ii. Pile	NA			
3.	Number of basement(s) <u>Nil</u>				
	i. Basement level 1	NA			
	ii. Basement level 2*	NA			
4.	Waterproofing of the above sub- structure (wherever applicable)	NA			
A5	SUPER- STRUCTURE STATUS				
5.	Total floors in the tower/building	G+14			
6.	Total area on each floor	558.072 sqm			
7.	Stilt Floor/ Ground Floor	To be Started			
8.	Status of laying of slabs floor wise	G+14			
	Cumulative number of slabs in the building/tower <u>A-5</u> laid by end of quarter	15			
9.	Status of construction				
	i. Walls on floors	14 Floors			
	ii. Staircase	14 floors			
	iii. Lift wells along with water proofing	To be Started			
	iv. Lift lobbies /common areas floor wise	To be Started			
10.	Fixing of door and window frames in flats/units	14 Floors			
11.	Status of MEP	Internal (within Flat)	External works	Internal (within Flat)	External works
	i. Mechanical works	To be Started	To be Started	To be Started	To be Started



	ii. Electrical works conduiting and Box Fixing	14 Floors	To be Started	14 Floors	To be Started
	iii. Plumbing works	8 Floors	To be Started	8 Floors	To be Started
12.	Status of wall Finishing (Plaster/Paint/White washing Coating)				
	i. External	Only Plaster 70% Completed			
	ii. Internal	14 Floors		Plaster	
13.	Status of wall tiling				
	i. In bathroom	To be started			
	ii. In Kitchen	To be started			
14.	Status of flooring				
	i. Common areas	To be started			
	ii. Units/flats	To be started			
15.	Status of finishing				
	i. Staircase with railing	Only Railing Fixing Completed.			
	ii. Lift wells	To be started			
	iii. Lift lobbies / common area floor wise	To be started			
16.	Status of Installation (Within flat/unit)				
	i. Doors and windows panels	To be started			
	ii. Sanitary Fixtures	To be started			
	iii. Modular Kitchen	NA			
	iv. Electrical fittings/Lighting	To be started			
	v. Gas piping (if any)	NA			
	(Other than flat/units)				
	vi. Lifts installation	To be started			
	vii. Overhead tanks	To be started			
	viii. Underground water tank	To be started			
	ix. Firefighting fittings and equipment's as per CFO NOC	To be started			
	x. Electrical fittings in common areas	To be started			
	xi. Compliance to conditions of environment /CRZ NOC	To be started			
17.	Waterproofing of terraces	To be started			
18.	Entrance lobby finishing	To be started			
19.	Status of construction of Compound wall	Completed			

Note: (*) Extend rows as per requirement



Building/Tower no. **Tower-A-6** (to be prepared separately for each building/tower in the project/phase of the project)


Cumulative progress of the project/phase at the end of the quarter.

Sr. No.	Tasks / Activity	Description of work done		Percentage of total proposed work	
A1	SUB- STRUCTURE STATUS				
1.	Excavation	Completed			
2.	Laying of foundation				
	i. Raft	Completed			
	ii. Pile	NA			
3.	Number of basement(s) Nil				
	i. Basement level 1	NA			
	ii. Basement level 2*	NA			
4.	Waterproofing of the above sub- structure (wherever applicable)	NA			
A6	SUPER- STRUCTURE STATUS				
5.	Total floors in the tower/building	G+14			
6.	Total area on each floor	558.072 sqm			
7.	Stilt Floor/ Ground Floor	To be started			
8.	Status of laying of slabs floor wise	G+14			
	Cumulative number of slabs in the building/tower A-6 laid by end of quarter	15			
9.	Status of construction				
	i. Walls on floors	14 floors			
	ii. Staircase	14 floors			
	iii. Lift wells along with water proofing	To be started			
	iv. Lift lobbies /common areas floor wise	To be started			
10.	Fixing of door and window frames in flats/units	13 floor			
11.	Status of MEP	Internal (within Flat)	External works	Internal (within Flat)	External works
	i. Mechanical works	To be started	To be started	To be started	To be started
	ii. Electrical works conduiting and Box Fixing	14 Floors	To be started	14 Floors	To be started
	iii. Plumbing works	14 Floors	To be	14 Floors	To be



		started	started
12.	Status of wall Finishing (Plaster/Paint/White washing Coating)		
	i. External	95% Plaster Completed.	
	ii. Internal	14 Floors	Plaster work
13.	Status of wall tiling		
	i. In bathroom	13 th & 14 th Floors	
	ii. In Kitchen	To be started	
14.	Status of flooring		
	i. Common areas	To be started	
	ii. Units/flats	13 th & 14 th Floors	
15.	Status of finishing		
	i. Staircase with railing	Only Railing Fixing Completed.	
	ii. Lift wells	To be started	
	iii. Lift lobbies / common area floor wise	To be started	
16.	Status of Installation (Within flat/unit)		
	i. Doors and windows panels	To be started	
	ii. Sanitary Fixtures	To be started	
	iii. Modular Kitchen	NA	
	iv. Electrical fittings/Lighting	To be started	
	v. Gas piping (if any)	NA	
	(Other than flat/units)		
	vi. Lifts installation	To be started	
	vii. Overhead tanks	In Progress	
	viii. Underground water tank	To be started	
	ix. Firefighting fittings and equipment's as per CFO NOC	To be started	
	x. Electrical fittings in common areas	To be started	
	xi. Compliance to conditions of environment /CRZ NOC	To be started	
17.	Waterproofing of terraces	To be started	
18.	Entrance lobby finishing	To be started	
19.	Status of construction of Compound wall	Completed	

Note: (*) Extend rows as per requirement




Building/Tower no. **Tower-A-7** (to be prepared separately for each building/tower in the project/phase of the project)

Cumulative progress of the project/phase at the end of the quarter.

Sr. No.	Tasks / Activity	Description of work done		Percentage of total proposed work	
A1	SUB- STRUCTURE STATUS				
1.	Excavation	Completed			
2.	Laying of foundation				
	i. Raft	Completed			
	ii. Pile	NA			
3.	Number of basement(s) Nil				
	i. Basement level 1	NA			
	ii. Basement level 2*	NA			
4.	Waterproofing of the above sub- structure (wherever applicable)	NA			
A7	SUPER- STRUCTURE STATUS				
5.	Total floors in the tower/building	G+11			
6.	Total area on each floor	558.072 sqm			
7.	Stilt Floor/ Ground Floor	To be started			
8.	Status of laying of slabs floor wise	G+11			
	Cumulative number of slabs in the building/tower A-7 laid by end of quarter	12			
9.	Status of construction				
	i. Walls on floors	12floors			
	ii. Staircase	12 floors			
	iii. Lift wells along with water proofing	To be started			
	iv. Lift lobbies /common areas floor wise	To be started			
10.	Fixing of door and window frames in flats/units	11 floors			
11.	Status of MEP	Internal (within Flat)	External works	Internal (within Flat)	External works
	i. Mechanical works	To be started	To be started	To be started	To be started
	ii. Electrical works conduiting and Box Fixing	11Floors	To be started	11 Floors	To be started
	iii. Plumbing works	11 floors	To be started	11 floors	To be started


Handwritten signature



12.	Status of wall Finishing (Plaster/Paint/White washing Coating)		
	i. External	95%	Plaster work
	ii. Internal	11 Floors	Plaster work
13.	Status of wall tiling		
	i. In bathroom	80% Completed	
	ii. In Kitchen	To be started	
14.	Status of flooring		
	i. Common areas	To be started	
	ii. Units/flats	80% Completed	
15.	Status of finishing		
	i. Staircase with railing	Only Railing Fixing Completed.	
	ii. Lift wells	To be started	
	iii. Lift lobbies / common area floor wise	To be started	
16.	Status of Installation (Within flat/unit)		
	i. Doors and windows panels	To be started	
	ii. Sanitary Fixtures	To be started	
	iii. Modular Kitchen	NA	
	iv. Electrical fittings/Lighting	To be started	
	v. Gas piping (if any)	NA	
	(Other than flat/units)		
	vi. Lifts installation	To be started	
	vii. Overhead tanks	In Progress	
	viii. Underground water tank	To be started	
	ix. Firefighting fittings and equipment's as per CFO NOC	To be started	
	x. Electrical fittings in common areas	To be started	
	xi. Compliance to conditions of environment /CRZ NOC	To be started	
17.	Waterproofing of terraces	To be started	
18.	Entrance lobby finishing	To be started	
19.	Status of construction of Compound wall	Completed	



Note: (*) Extend rows as per requirement

Building/Tower no. **Tower-B-1** (to be prepared separately for each building/tower in the project/phase of the project)



Cumulative progress of the project/phase at the end of the quarter.

Sr. No.	Tasks / Activity	Description of work done		Percentage of total proposed work	
A1	SUB- STRUCTURE STATUS				
1.	Excavation	Completed			
2.	Laying of foundation				
	i. Raft	Completed			
	ii. Pile	NA			
3.	Number of basement				
	i. Basement level 1	NA			
	ii. Basement level 2*	NA			
4.	Waterproofing of the above sub- structure (wherever applicable)	NA			
B1	SUPER- STRUCTURE STATUS				
5.	Total floors in the tower/building	G+9			
6.	Total area on each floor	356.201Sqm			
7.	Stilt Floor/ Ground Floor	To be started			
8.	Status of laying of slabs floor wise	G+9			
	Cumulative number of slabs in the building/tower B-1 laid by end of quarter	10			
9.	Status of construction				
	i. Walls on floors	9 floors			
	ii. Staircase	10 floors			
	iii. Lift wells along with water proofing	To be started			
	iv. Lift lobbies /common areas floor wise	To be started			
10.	Fixing of door and window frames in flats/units	9 floors			
11.	Status of MEP	Internal (within Flat)	External works	Internal (within Flat)	External works
	i. Mechanical works	To be started	To be started	To be started	To be started
	ii. Electrical works conduiting and Box Fixing	9 Floors	To be started	9 Floors	To be started
	iii. Plumbing works	9 Floors	To be started	9 Floors	To be started
12.	Status of wall Finishing (Plaster/Paint/White washing Coating)				





	i. External	95%	Plaster work
	ii. Internal	10 Floors	Plaster work
13.	Status of wall tiling		
	i. In bathroom	80% Completed	
	ii. In Kitchen	To be started	
14.	Status of flooring		
	i. Common areas	To be started	
	ii. Units/flats	80% Completed	
15.	Status of finishing		
	i. Staircase with railing	Only Railing Fixing Completed.	
	ii. Lift wells	To be started	
	iii. Lift lobbies / common area floor wise	To be started	
16.	Status of Installation (Within flat/unit)		
	i. Doors and windows panels	To be started	
	ii. Sanitary Fixtures	To be started	
	iii. Modular Kitchen	NA	
	iv. Electrical fittings/Lighting	To be started	
	v. Gas piping (if any)	NA	
	(Other than flat/units)		
	vi. Lifts installation	To be started	
	vii. Overhead tanks	To be started	
	viii. Underground water tank	To be started	
	ix. Firefighting fittings and equipment's as per CFO NOC	To be started	
	x. Electrical fittings in common areas	To be started	
	xi. Compliance to conditions of environment /CRZ NOC	To be started	
17.	Waterproofing of terraces	To be started	
18.	Entrance lobby finishing	To be Started	
19.	Status of construction of Compound wall	Completed	



Building/Tower no. **Commercial** (to be prepared separately for each building/tower in the project/phase of the project)

Cumulative progress of the project/phase at the end of the quarter.



Sr. No.	Tasks/Activity	Description of work	Percentage of total
---------	----------------	---------------------	---------------------



		done	proposed work
	SUB- STRUCTURE STATUS		
1.	Excavation	To be started	
2.	Laying of foundation	To be Started	
	i. Raft	N/A	
	ii. Pile	N/A	
	iii. Isolate footing	To be Started	
3.	Number of basement(s)	N/A	
	i. Basement level 1	N/A	
	ii. Basement level 2*	N/A	
4.	Waterproofing of the above sub- structure (wherever applicable)	N/A	
	SUPER- STRUCTURE STATUS		
5.	Total floors in the tower/building	G+1	
6.	Total area on each floor	2158.708 Sqm (Covered Area).	
7.	Stilt Floor/ Ground Floor	To be started	
8.	Status of laying of slabs floor wise		
	Cumulative number of slabs in the building/tower 1 laid by end of quarter	To be started	
9.	Status of construction		
	i. Walls on floors	To be started	
	ii. Staircase	To be started	
	iii. Lift wells along with water proofing	N/A	
	iv. Lift lobbies /common areas floor wise	N/A	
10.	Fixing of door and window	To be started	

	frames in flats/units				
11.	Status of MEP	Internal (within Flat)	External works	Internal (within Flat)	External works
	i. Mechanical works	N/A	N/A		
	ii. Electrical works including wiring	To be started	To be started		
	iii. Plumbing works	To be started	To be started		
12.	Status of wall Finishing (Plaster/Paint/White washing Coating)				
	i. External	To be started			
	ii. Internal	To be started			
13.	Status of wall tiling	To be started			
	i. In bathroom	To be started			
	ii. In Kitchen	N/A			
14.	Status of flooring				
	i. Common areas	To be started			
	ii. Units/flats				
15.	Status of finishing				
	i. Staircase with railing	N/A			
	ii. Lift wells	N/A			
	iii. Lift lobbies /common areas floor wise	N/A			
16.	Status of Installation				
	(Within flat/unit)				
	i. Doors and windows panels	To be started			
	ii. Sanitary Fixtures	To be started			
	iii. Modular Kitchen	N/A			
	iv. Electrical fittings/Lighting	To be started			

	v. Gas piping (if any) (Other than flat/units)	N/A	
	vi. Lifts installation	N/A	
	vii. Overhead tanks	N/A	
	viii. Underground water tank	N/A.	
	ix. Firefighting fittings and equipment's as per CFO NOC		
	x. Electrical fittings in common areas	To be started	
	xi. Compliance to conditions of environment /CRZ NOC		
17.	Waterproofing of terraces	To be started	
18.	Entrance lobby finishing	N/A	
19.	Status of construction of Compound wall	To be started	

Note: (*) Extend rows as per requirement

Table - B

Sr. No.	Common areas and Facilities Amenities	Proposed (Yes/No)	Percentage of Work Done	Remarks
	B-1 Services			
1.	Internal roads & pavements	Yes	22.32%	
2.	Parking			
	Covered no	Yes	80%	Scooter Parking.
	Open no	Yes	25%	Scooter Parking.
3.	Water supply	Yes		
4.	Sewerage (Chamber, Lines, Septic Tank, STP)	Yes		
5.	Storm water drains	Yes		




6.	Landscaping & tree plantation	Yes		
7.	Parks and playgrounds	Yes	8.33%	
	Fixing of children play equipment's	Yes		
	Benches			
8.	Shopping Area	Yes		
9.	Street Lighting/Electrification	Yes	2%	
10.	Treatment and disposal of sewage and sullage water/STP	Yes		
11.	Solid Waste Management & disposal	Yes		
12.	Water Conservation, Rainwater Harvesting, Percolating Well/Pit	Yes		
13.	Energy management (Solar)	Yes		
14.	Fire Protection and Fire Safety Requirements	Yes		
15.	Electrical meter room, Sub-Station, Receiving station	Yes		
16.	Other (Security System)	Yes	15%	
B-2	Community building to be transferred to RWA			
17.	Community centre	Yes		
18.	Creche.	Yes		
B-3	Community buildings not to be transferred to RWA/Competent Authority			
19.	Schools	No		N/A
20.	Dispensary	No		N/A
21.	Club	No		N/A
22.	Commercial	Yes		
B-4	Services /facilities to be transferred to Competent Authority			
23.	*	N/A		

Note : (*)Extend as per requirement

