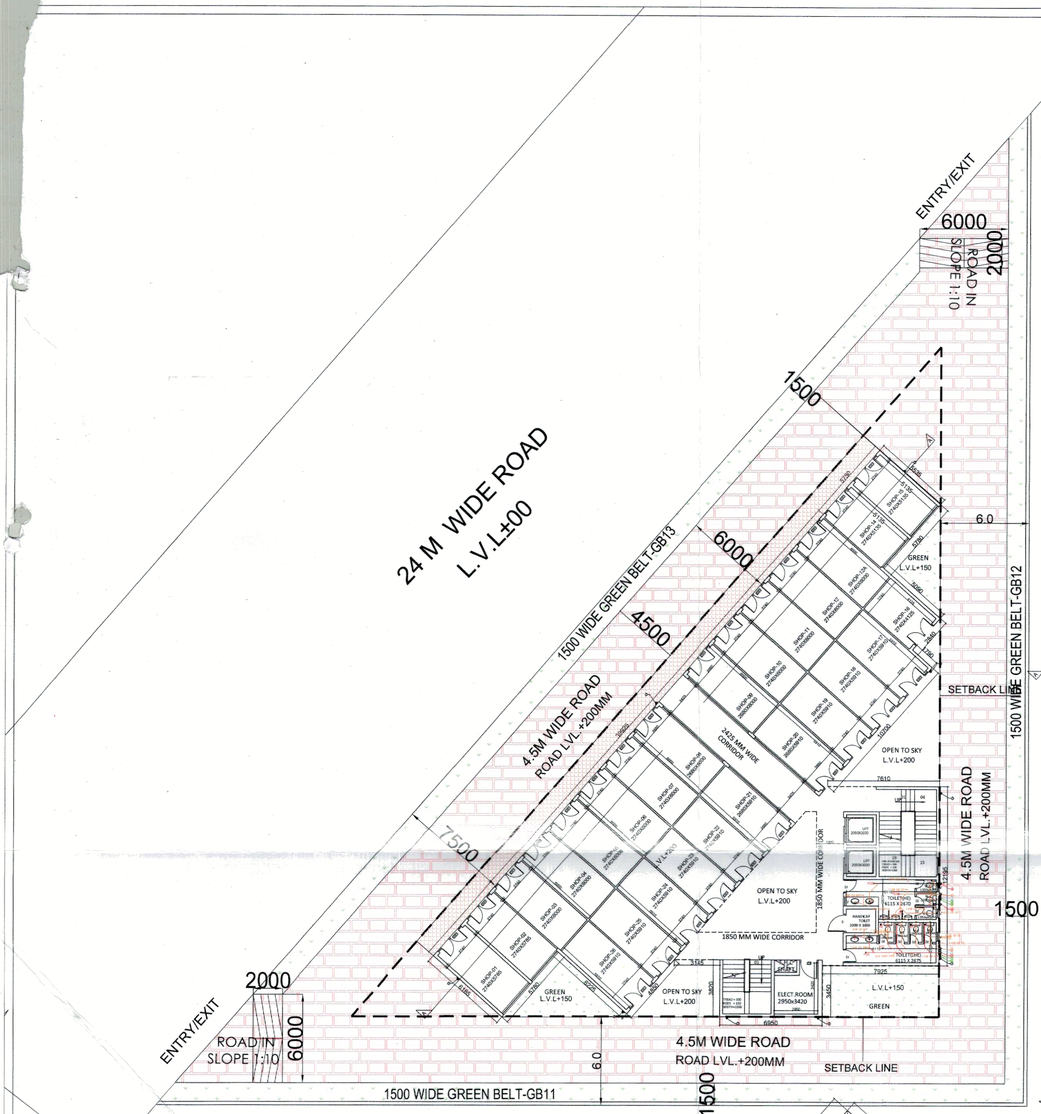

GROUND FLOOR PLAN

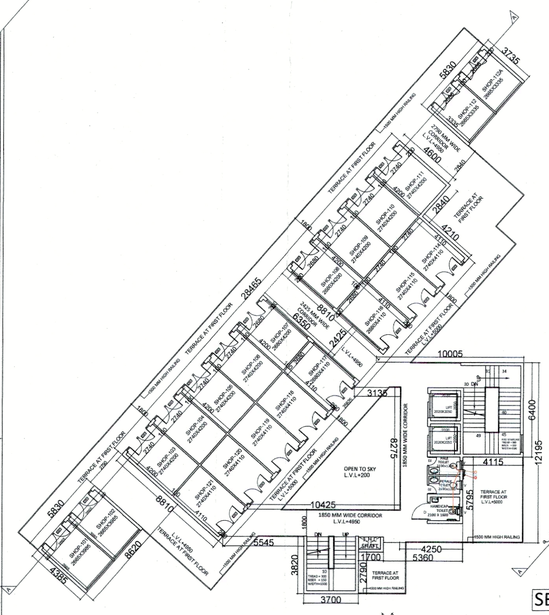

FIRST FLOOR PLAN

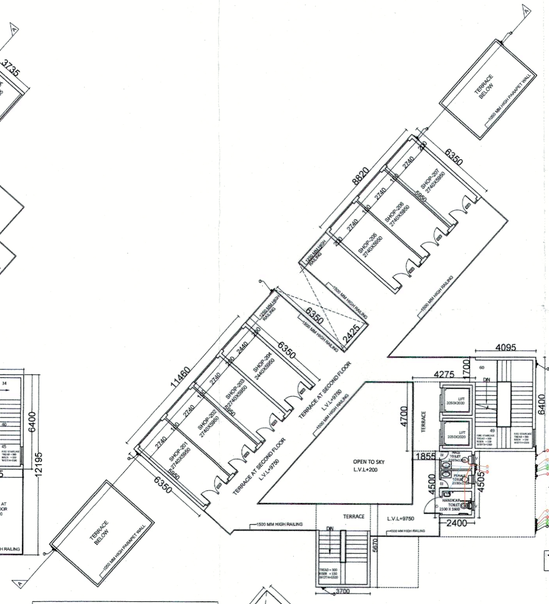

SECOND FLOOR PLAN

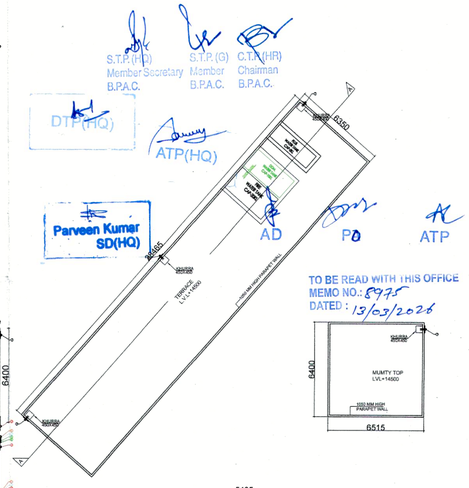

TERRACE PLAN

SECOND FLOOR FAR AREA CHART							
1	1	X	6.350	X	8.820	=	56.01
2	1	X	4.095	X	6.400	=	26.21
3	1	X	4.275	X	4.700	=	20.09
4	1	X	2.400	X	4.505	=	10.81
5	1	X	6.350	X	11.460	=	72.77
TOTAL AREA						=	185.89
DEDUCTIONS							
A	1	X	3.895	X	6.000	=	23.37
B	1	X	2.020	X	2.050	=	4.14
TOTAL AREA						=	27.51
NET FAR AREA	185.89	-	27.51	=	158.38		
SECOND FLOOR BUILT UP AREA						=	185.89

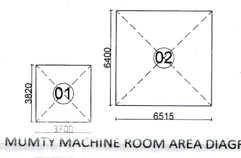

MUMTY MACHINE ROOM AREA DIAGRAM

MUMTY MACHINE ROOM NON FAR AREA							
1	1	X	6.400	X	6.515	=	41.70
2	1	X	1.700	X	1.030	=	1.75
3	1	X	3.700	X	3.820	=	14.13
BUILT UP AREA						=	57.58

MUMTY MACHINE ROOM NON FAR AREA							
1	1	X	3.700	X	3.820	=	14.13
2	1	X	6.515	X	6.400	=	41.70
NET AREA						=	55.83

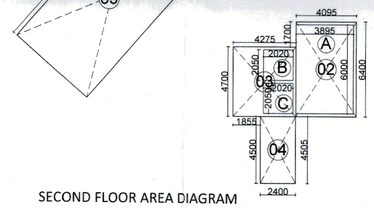

SECOND FLOOR AREA DIAGRAM

COMMERCIAL-1 BUILTUP AREA		
GROUND FLOOR BUILTUP AREA	=	631.08
FIRST FLOOR BUILTUP AREA	=	402.93
SECOND FLOOR BUILTUP AREA	=	185.89
MUMTY MACHINE ROOM BUILTUP AREA	=	55.83
TOTAL BUILTUP AREA	=	**1275.73**
COMMERCIAL-1-TOTAL FAR AREA		
GROUND FLOOR FAR AREA	=	631.08
FIRST FLOOR FAR AREA	=	342.53
SECOND FLOOR FAR AREA	=	158.38
TOTAL FAR AREA	=	**1131.99**

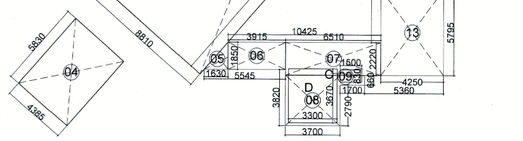

FIRST FLOOR AREA DIAGRAM

DOOR WINDOW SCHEDULE			
	SIZE	CILL LEVEL	LINTEL LEVEL
DW1	2400 X 3000		3000MM
DW2	10875 X 3000		3000MM
D1	1000 X 2400		2400MM
D2	750 X 2400		2400MM
D3	1200 X 2400		2400MM
W1	1500 X 2000	400MM	2400MM
V	600 X 1200	1200MM	2400MM

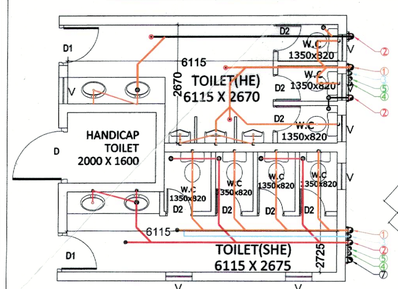

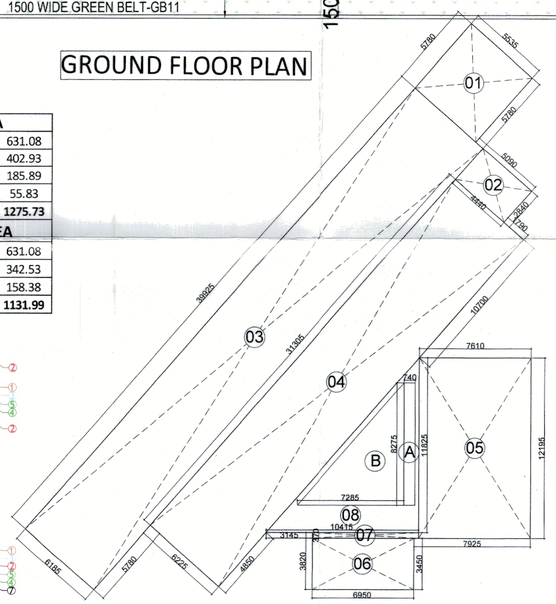

GROUND FLOOR AREA DIAGRAM

GROUND FLOOR FAR AREA CHART							
1	1	X	5.535	X	5.780	=	31.99
2	1	X	4.440	X	2.840	=	12.61
3	1	X	6.185	X	39.925	=	246.94
4	1	X	6.225	X	31.305	=	194.87
5	1	X	7.610	X	12.195	=	92.80
6	1	X	6.950	X	3.450	=	23.98
7	1	X	0.370	X	6.950	=	2.57
8	0.5	X	10.415	X	11.825	=	61.58
FAR AREA						=	667.34
DEDUCTIONS							
A	1	X	0.740	X	8.275	=	6.12
B	0.5	X	7.285	X	8.275	=	30.14
TOTAL AREA						=	36.27
NET FAR AREA	667.34	-	36.27	=	631.08		
GROUND FLOOR BUILT UP AREA						=	631.08

FIRST FLOOR FAR AREA CHART							
1	1	X	5.830	X	3.735	=	21.78
2	1	X	4.600	X	2.840	=	13.06
3	1	X	25.625	X	8.810	=	225.76
4	1	X	5.830	X	4.385	=	25.56
5	0.5	X	1.630	X	1.850	=	1.51
6	1	X	3.915	X	1.850	=	7.24
7	1	X	6.510	X	2.200	=	14.32
8	1	X	3.700	X	2.790	=	10.32
9	1	X	1.700	X	0.660	=	1.12
10	1	X	8.370	X	6.400	=	53.57
11	1	X	1.640	X	1.700	=	2.79
12	0.5	X	1.495	X	1.700	=	1.27
13	1	X	4.250	X	5.795	=	24.63
TOTAL AREA						=	402.93
DEDUCTIONS							
A	2	X	2.020	X	2.050	=	8.28
B	1	X	3.895	X	6.000	=	23.37
C	1	X	1.500	X	0.830	=	1.25
D	1	X	3.300	X	3.670	=	12.11
E	1	X	2.425	X	6.350	=	15.40
TOTAL AREA						=	60.41
NET FAR AREA	402.93	-	60.41	=	342.53		
FIRST FLOOR BUILT UP AREA						=	402.93

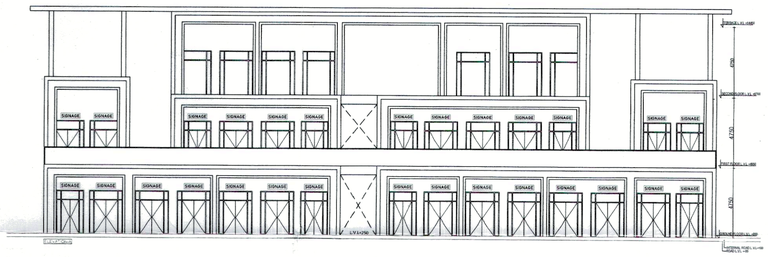

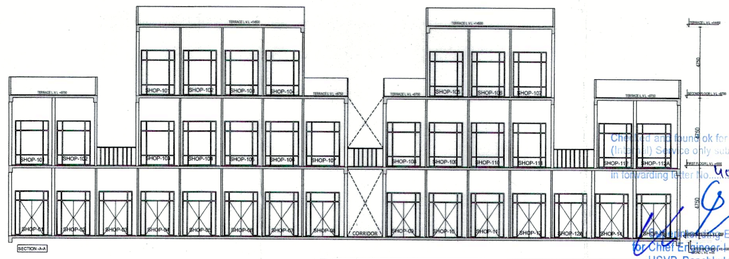

S.T.P.(HE) Member Secretary B.P.A.C. S.T.P.(G) Member B.P.A.C. C.T.P.(HR) Chairman B.P.A.C.

DTP(HQ) ATP(HQ) Parveen Kumar SD(HQ) AD PO ATP

FSO, (HQ) Member BPAC

Checked and found ok for Public Health (Internal) Services only subject to comments in in forwarding letter No. 403514 Dt. 20/11/25

Superintending Engineer (HQ) for Chief Engineer-1 HSVP, Panchkula

ARCHITECTS
Pinnacle Architects Pvt.Ltd
958 , SECTOR 14 , GURGAON
HARYANA

SCALE : 1:100

DRAWING NAME-2BHK TOWER COMMERCIAL -1

FLOOR PLANS, SECTION ELEVATIONS & AREA DIAGRAM

DRAWING N0. SUB-15

CLIENT:-

PROJECT : -
PROPOSED BUILDING PLAN OF AFFORDABLE GROUP HOUSING COLONY FOR AN AREA MEASURING.13.275 ACRE OF (LICENCE NO.193 DATED.09.10.2025) IN THE REVENUE ESTATE OF VILLAGE PATAUDI,SECTOR-3,PATAUDI,GURUGRAM BEING DEVELOPED BY SH.RAMESH KUMAR YADAV AND OTHERS IN COLLABORATION WITH Y.CON INFRA

For Y CON INFRA
Authorised Signatory
APPLICANT'S SIGN.

ARCHITECT'S SIGN