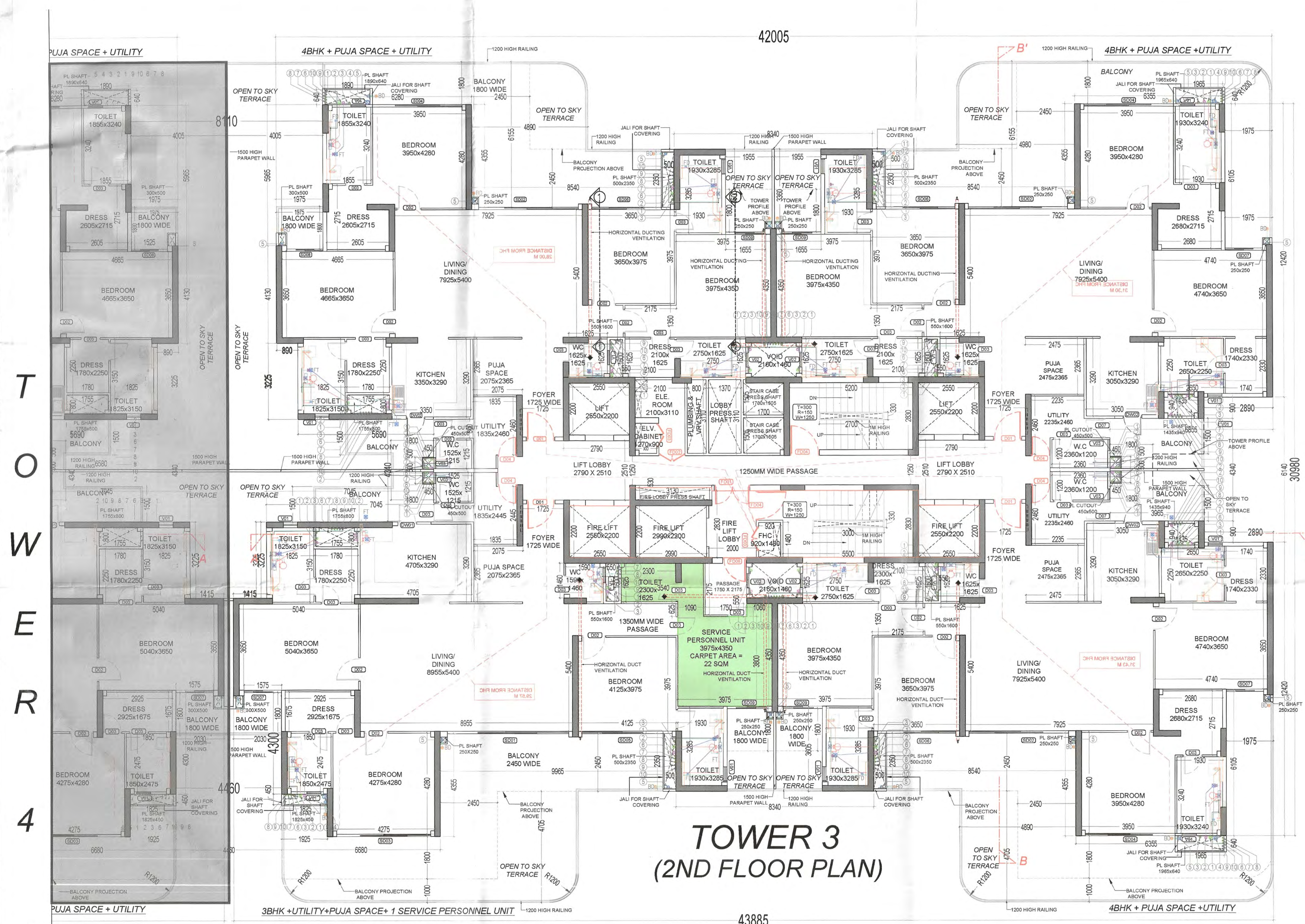
42005
4BHK + PUJA SPACE + UTILITY
4BHK + PUJA SPACE +UTILITY
PUJA SPACE + UTILITY
OPEN TO SKY TERRACE
BALCONY 1800 WIDE
BEDROOM 3950x4280
TOILET 1855x3240
DRESS 2605x2715
BEDROOM 4665x3650
LIVING/ DINING 7925x5400
KITCHEN 3350x3290
PUJA SPACE 2075x2365
UTILITY 1835x2460
FOYER 1725 WIDE
LIFT 2550x2200
FIRE LIFT 2550x2200
FIRE LIFT 2990x2300
LIFT LOBBY 2790 X 2510
FIRE LIFT LOBBY
1250MM WIDE PASSAGE
1350MM WIDE PASSAGE
ELE. ROOM 2100x3110
LOBBY PRESS. SHAFT
PLUMBING & HVAC SHAFT
SERVICE PERSONNEL UNIT 3975x4350 CARPET AREA = 22 SQM
TOILET 2300x3540
BEDROOM 3650x3975
BEDROOM 3975x4350
BEDROOM 4125x3975
BEDROOM 5040x3650
BEDROOM 4275x4280
BEDROOM 4740x3650
BEDROOM 3950x4280
DRESS 2925x1675
DRESS 2680x2715
KITCHEN 4705x3290
LIVING/ DINING 8955x5400
BALCONY 2450 WIDE
3BHK +UTILITY+PUJA SPACE+ 1 SERVICE PERSONNEL UNIT
4BHK + PUJA SPACE +UTILITY
43885
30980
T
O
W
E
R
4

TOWER 3
(2ND FLOOR PLAN)

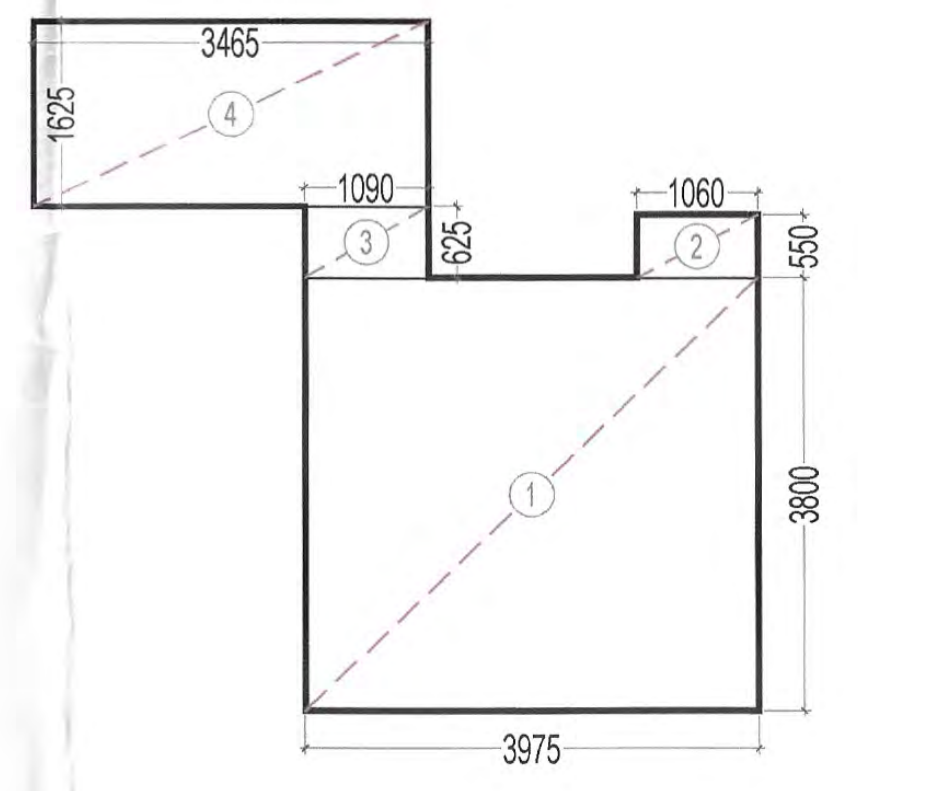
3465
1625
1090
625
1060
550
3800
3975
1
2
3
4

TOWER 3
SERVICE PERSONNEL UNIT
CARPET AREA DIAGRAM

SERVICE PERSONNEL UNIT CARPET AREA				
TAG	LENGTH (L) in Mts	WIDTH (W) in Mts	NO.S (N)	AREA (L x W x N)
1	3.975	3.800	1	15.105
2	1.060	0.550	1	0.583
3	1.090	0.625	1	0.681
4	3.465	1.625	1	5.631
TOTAL (B)				22.000

FAR AREA OF TOWER- 3 & 5 AT SECOND FLOOR / TYPICAL FLOOR LEVEL				
TAG	LENGTH (L) in Mts	WIDTH (W) in Mts	NO.S (N)	AREA (L x W x N)
A	43.885	30.98	1	1359.557
TOTAL (A)				1359.557
DEDUCTIONS				
TAG	LENGTH (L) in Mts	WIDTH (W) in Mts	NO.S (N)	AREA (L x W x N)
1	1.800	4.305	2	15.498
2	0.140	1.575	3	0.662
3	7.890	3.705	3	87.697
4	0.500	0.510	4	1.020
5	0.340	0.140	4	0.190
6	2.165	1.905	4	16.497
7	4.010	5.265	2	42.225
8	1.655	0.140	4	0.927
9	1.880	17.660	1	33.201
10A	0.890	3.225	1	2.870
11	6.855	4.340	1	29.751
11A	6.580	4.340	1	28.557
12	1.975	5.965	1	11.781
13	1.415	3.225	1	4.563
14	2.030	5.965	1	12.109
15	1.800	1.355	1	2.439
16	1.825	0.450	1	0.821
17	9.315	3.705	1	34.512
18	1.975	1.660	2	6.557
19	1.525	0.140	1	0.214
20	2.890	0.900	2	5.202
TOTAL (D)				337.294
LIFT & SERVICES SHAFTS				
TAG	LENGTH (L) in Mts	WIDTH (W) in Mts	NO.S (N)	AREA (L x W x N)
S1	2.550	2.200	4	22.440
S5	1.435	0.660	2	1.894
S6	1.115	0.140	4	0.624
S7	0.550	1.600	4	3.520
S8	1.880	1.460	2	5.490
S9	0.140	1.140	4	0.638
S10	1.755	0.640	2	2.246
S12	1.700	1.365	2	4.641
S12A	0.105	0.140	1	0.015
S13	1.540	0.140	1	0.216
S14	3.110	1.370	1	4.261
S15	2.970	0.800	1	2.376
S15A	0.615	0.140	1	0.086
S17	1.940	2.970	1	5.762
S17A	1.585	0.140	1	0.222
S17B	2.830	0.160	1	0.453
TOTAL (S)				54.884
FIRE STAIRCASE & NON FAR AREA				
TAG	LENGTH (L) in Mts	WIDTH (W) in Mts	NO.S (N)	AREA (L x W x N)
N1	8.720	2.950	1	25.724
N2	2.440	0.140	1	0.342
N3	0.510	0.100	1	0.051
N4	5.200	2.830	1	14.716
N5	1.880	0.240	1	0.451
N6	3.330	2.440	1	8.125
N7	3.130	0.580	1	1.815
TOTAL (N)				51.224
FIRE STAIRCASE WELL				
O1	3.000	0.330	1	0.990
O2	2.700	0.330	1	0.891
TOTAL (W)				1.881
TOTAL NON FAR AREA (NF) = (N - W)				49.343
TOTAL FAR AREA (F) = (A - D - S - N)				916.156
TOTAL COVERED AREA = (F + NF)				965.499

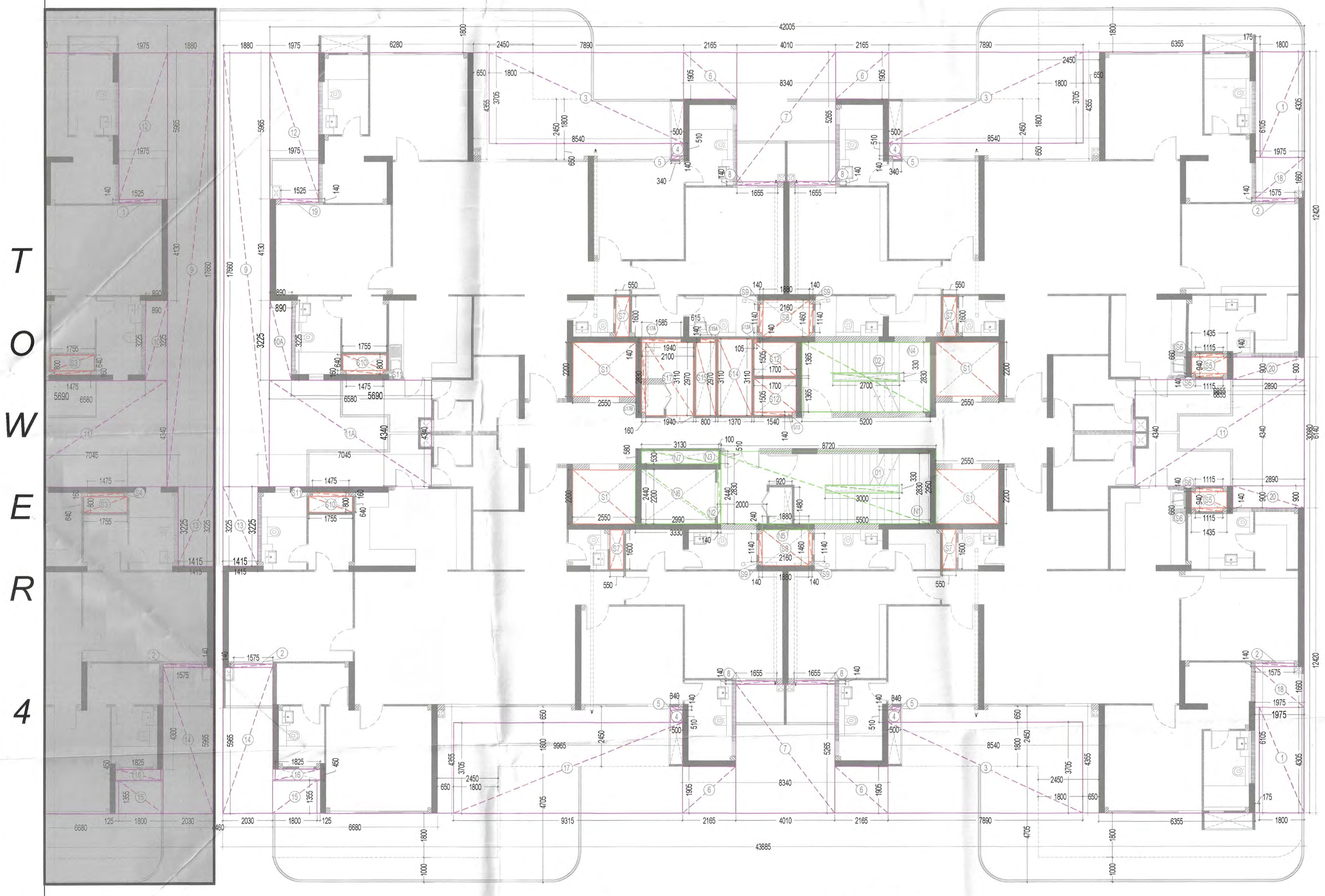
42005
43885
17660
8340
4010
2165
1880
1975
T
O
W
E
R
4

TOWER 3 AREA DIAGRAM
2ND FLOOR PLAN

LEGEND:- PLUMBING

1		100Ø SOIL PIPE
2		100Ø WASTE PIPE
3		75Ø VENT PIPE
4		150Ø RAIN WATER PIPE FROM TERRACE
5		100Ø RAIN WATER PIPE FROM BALCONY
6		DOMESTIC WATER DOWN TAKE TOP 3-FLOOR HYDRO SUPPLY
7		DOMESTIC WATER DOWN TAKE (LEFT 25TH FLOOR TO 15TH FLOOR)
8		DOMESTIC WATER DOWN TAKE (LEFT 14 FLOOR TO GROUND/STILT FLOOR)
9		FLUSHING WATER DOWN TAKE (TOP 28TH FLOOR TO 16TH FLOOR)
10		FLUSHING WATER DOWN TAKE (LEFT 15TH FLOOR TO GROUND/STILT FLOOR)
11		DOMESTIC WATER RISER PIPE
12		FLUSHING WATER RISER PIPE

⌐	PIPE SUPPORT
▭	W.C CISTERN
	HEALTH FAUCET
○	GEYSER
☒	BUTTERFLY VALVE
	PIPE DROP
▨	FLOOR TRAP
▪	FLOOR DRAIN
☒	FLOOR TRAP CUTOUT 150X150MM
☒	WC CUTOUT 150X150MM
	HOT WATER SUPPLY PIPE
▤	KHURRA SIZE 450X450
SUNKEN FOR TOILET 100MM	
SUNKEN FOR BALCONY 75 MM	

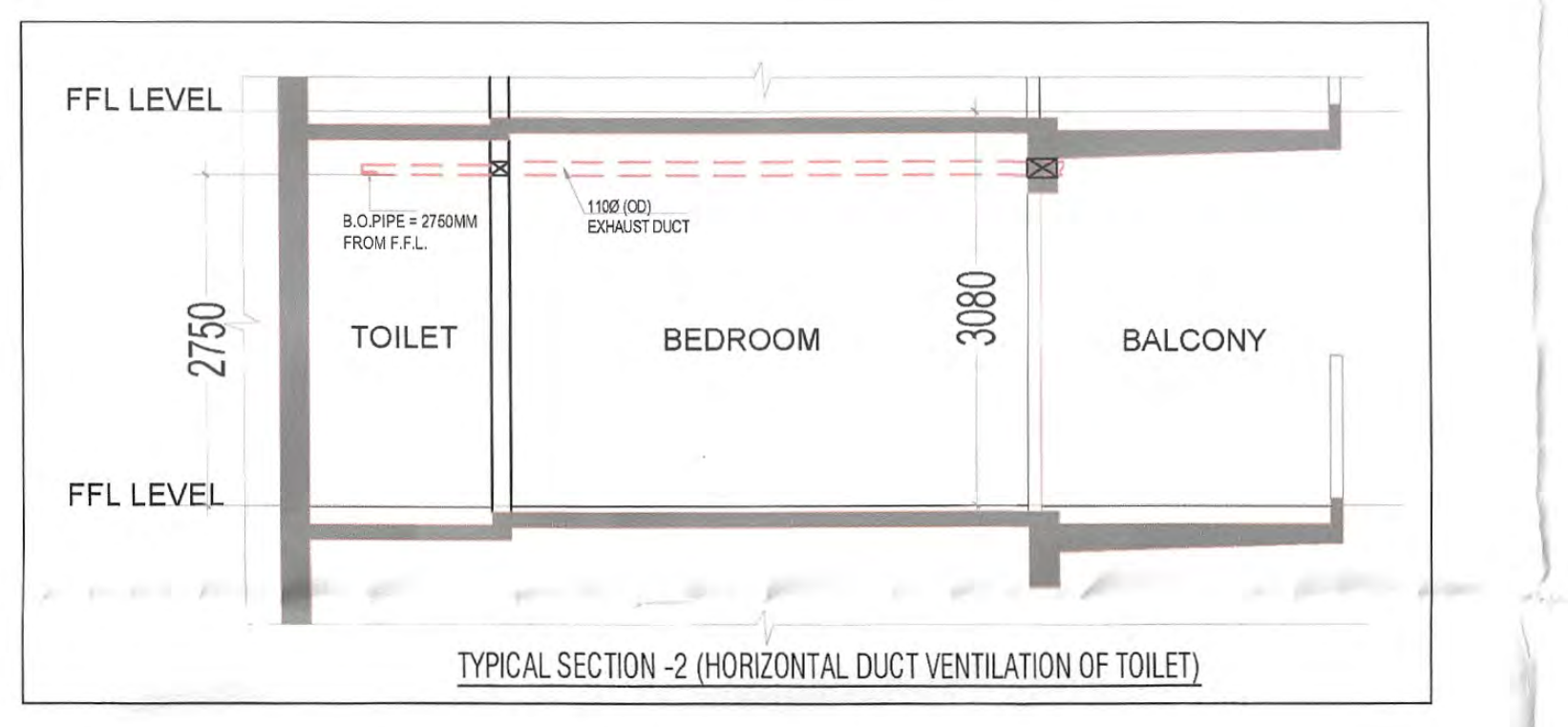
FFL LEVEL
FFL LEVEL
2750
B.O.PIPE = 2750MM FROM F.F.L.
110Ø (OD) EXHAUST DUCT
TOILET
BEDROOM
3080
BALCONY

TYPICAL SECTION -2 (HORIZONTAL DUCT VENTILATION OF TOILET)

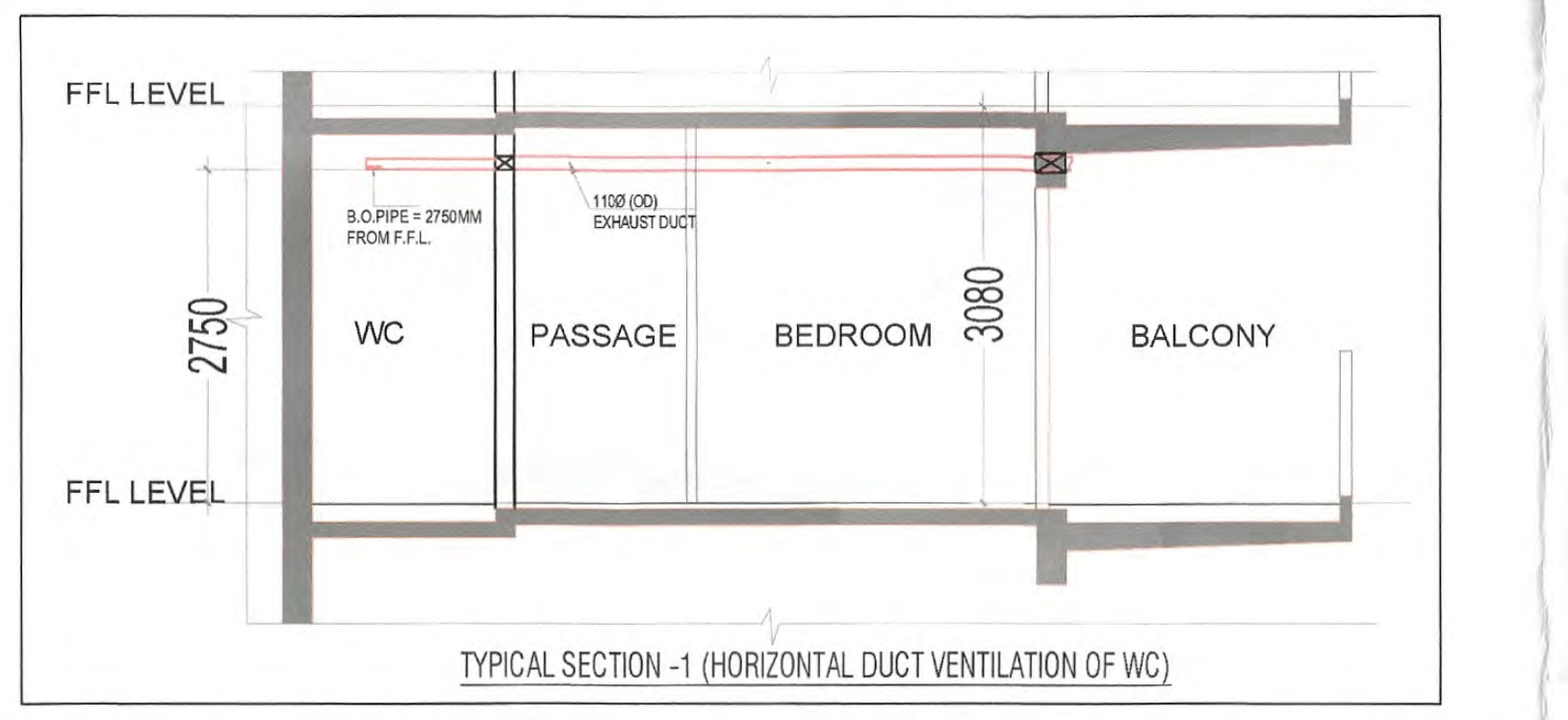
FFL LEVEL
FFL LEVEL
2750
B.O.PIPE = 2750MM FROM F.F.L.
110Ø (OD) EXHAUST DUCT
WC
PASSAGE
BEDROOM
3080
BALCONY

TYPICAL SECTION -1 (HORIZONTAL DUCT VENTILATION OF WC)

SUMMARY OF MECHANICAL VENTILATION											
S/N	Floor	Area SFT	Effective HT FT	Volume CFT	Air Change Per Hour	Calculated CFM	Installed CFM	Application	Nos. of Fan & Fan Capacity CFM	Type of Fan	Remark
	General Ventilation										
1	Toilet For Bedroom - Typical	47	9	423	6	42	100	Exhaust	1x100 CFM	Inline Fan	Normal Mode
2	Toilet For Bedroom - Typical	28	9	252	6	25	100	Exhaust	1x100 CFM	Inline Fan	Normal Mode

LEGEND:-

1. COLUMN / STRUCTURAL WALL	■
2. 240 MM THK NON STRUCTURAL WALL	▨
3. 160MM THK NON STRUCTURAL WALL	▨
4. 100MM THK NON STRUCTURAL WALL	▨
5. 75MM THK NON STRUCTURAL WALL	▨
6. 200MM THK BLOCKWORK	▨

LEGEND	
🟪	FAR AREA
🟩	NON FAR AREA
🟥	SERVICE AREA
🟥	SHAFT AREA UNDER DEDUCTION
☐	FIRE TENDER PATH
- - - - - -	TOWER LINE

DOOR & WINDOW SCHEDULE					
S.NO.	SYMBOL	SIZE	CILL LVL	LINTEL LVL	REMARKS
1	SD01	5140X2430	-	2430	UPVC/SD
2	SD02	4190X2430	-	2430	UPVC/SD
3	SD03	3955X2430	-	2430	UPVC/SD
4	SD04	3790X2430	-	2430	UPVC/SD
5	SD05	3415X2430	-	2430	UPVC/SD
6	SD06	2940X2430	-	2430	UPVC/SD
7	SD07	1575X2430	-	2430	UPVC/SD
8	SD08	1525X2430	-	2430	UPVC/SD
9	SD09	1425X2430	-	2430	UPVC/SD
10	GL01	1500X2750	-	2750	GLASS DOOR
11	GL02	1250X2750	-	2750	GLASS DOOR
12	GL03	2000X2750	-	2750	GLASS DOOR
13	FD01	1500X2430	-	2430	ONE HOUR FIRE RATED DOOR
14	FD01A	1500X2750	-	2750	ONE HOUR FIRE RATED DOOR
15	FD02	1200X2650	100	2750	ONE HOUR FIRE RATED DOOR
16	FD03	1000X2330	100	2430	ONE HOUR FIRE RATED DOOR
17	FD04	1250X2430	-	2430	ONE HOUR FIRE RATED DOOR
18	FD04A	1250X2750	-	2750	ONE HOUR FIRE RATED DOOR
19	FD05	900X2750	-	2750	ONE HOUR FIRE RATED DOOR
20	D01	1200X2430	-	2430	ONE HOUR FIRE RATED DOOR
21	D02	1000x2250	-	2250	WD/FLUSH DOOR
22	D03	800X2250	-	2250	WD/FLUSH DOOR
23	D04	800X2430	-	2430	ONE HOUR FIRE RATED DOOR
24	D04A	800X2750	-	2750	WD/FLUSH DOOR
25	D05	1000X2750	-	2750	WD/FLUSH DOOR
26	D05A	1050X2750	-	2750	WD/FLUSH DOOR
27	D06	1250X2750	-	2750	WD/FLUSH DOOR
28	D07	815X2250	-	2250	WD/FLUSH DOOR
29	V01	600X1200	1050	2250	UPVC
30	V02	600X1200	600	2250	UPVC
31	V03	500X1200	1050	2250	UPVC
31	DW1	800/600 (1400)	0/1050	2250	UPVC/OP
32	DW2	800X350 (1150)	0/1050	2250	UPVC/OP
33	W01	815X1200	1050	2250	UPVC/OP
34	W02	600X1200	1050	2250	UPVC/OP
REMARKS	WD/FD = WOODEN FLUSH DOOR UPVC/SD = UPVC/ SLIDING UPVC/OP = UPVC/ OPENABLE				

S.T.P.(HQ) Member Secretary B.P.A.C.
S.T.P.(G) Member B.P.A.C.
C.T.P.(HR) Chairman B.P.A.C.
DTP(HQ)
JD(T) MEMBER BPAC
ATP(HQ)
AD
PA
ATP
Rajesh Dutt SD(HQ)

SANCTIONED
TO BE READ WITH THIS OFFICE
MEMO NO.: 35995
DATED: 12/09/2025

Note :-

1. BUILDING HAS AUTOMATIC SPRINKLER SYSTEM WHEREVER REQUIRED BY NBC.
2. BUILDING WILL BE DESIGNED (STRUCTURES) AS PER RELEVANT IS CODES FOR EARTH QUAKE RESISTANCE.
3. 100% POWER BACKUP/ MECHANICAL VENTILATED SHAFTS.

PHASE – 1 ALREADY SANCTIONED VIDE DATES: 25.01.2023 AND MEMO NO.- 2350

THIS IS SUBMISSION FOR PHASE-2 ONLY WITHOUT ANY CHANGE IN PHASE – 1.

GROUND FLOOR (COMMUNITY) – MECHANICALLY VENTILATED FLOOR AND WITH 100% POWER BACKUP

PROJECT:

PROPOSED BUILDING PLAN OF PHASE 2 GROUP HOUSING COLONY (MIX LAND USE) UNDER TOD ZONE FOR(90% GH COMPONENT AND 10% COMMERCIAL COMPONENT) ON THE AREA MEASURING 15.99375 ACRES (LICENCE NO 213 OF 2022 DATED 27/12/22) IN REVENUE ESTATE OF VILLAGE CHAUMA, IN SECTOR 111 GURUGRAM HARYANA BEING DEVELOPED BY METRO EDUCATION AND WELFARE PVT. LTD

OWNER

METRO EDUCATION AND WELFARE PVT. LTD

ARCHITECTS

STUDIO SYMBIOSIS
India I Germany I UK
INDIA
D-79, Sector 48, Delhi- NCR
U.P. 201301, Noida
TEL: +91 0120 4226979
E-MAIL:
info@studio-symbiosis.com
www.studio-symbiosis.com
GERMANY
Hainbuchenweg 38
71229 Stuttgart I Leonberg

STUDIO SYMBIOSIS

SUBMISSION DRAWING

Metro Education & Welfare Pvt. Ltd.
Authorised Signatory

OWNER'S SEAL
& SIGNATURE

ARCHITECT'S SEAL
& SIGNATURE

AMIT GUPTA
Architect
CA/2004/33147

DATE:-	Scale :-	Drawing No:-
JULY 2025	1:100	SD/AR/M3M-111-PH2/T-03/102

Drawing Title:-

TOWER 3 (2nd FLOOR PLAN- SERVICE PERSONNEL UNIT)

Checked and found ok for Public Health (Internal) Service only subject to comments in in forwarding letter No.27474.....Dt 20/8/25

Superintending Engineer (HQ)
for Chief Engineer-I
HSVP, Panchkula