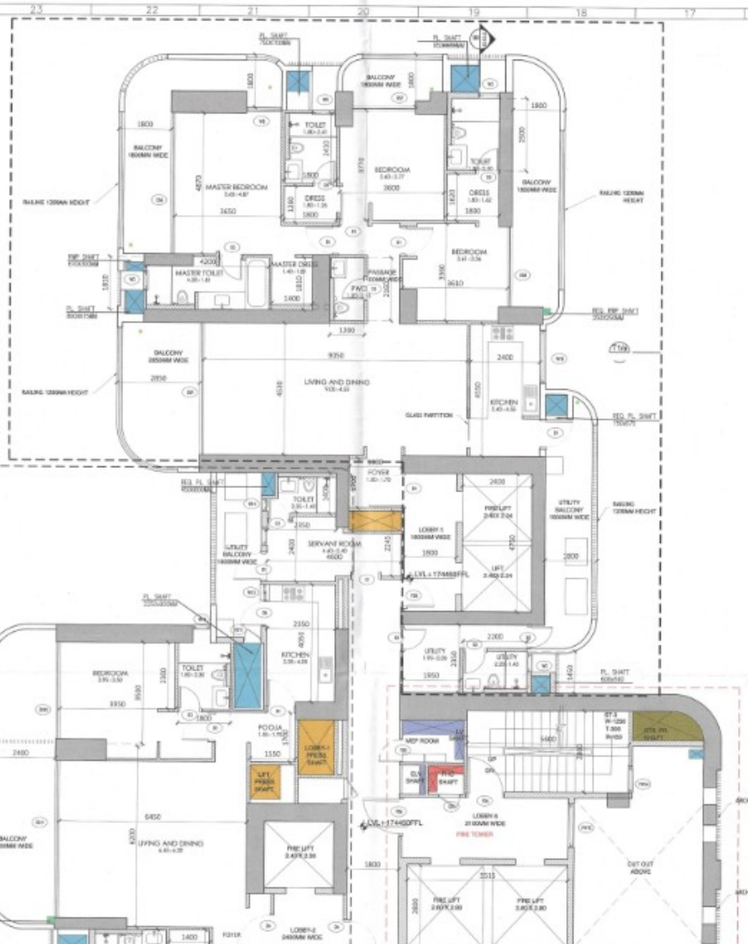

A TOWER A TYPICAL FLOOR AT 3RD TO 12TH,14TH,17TH TO 22ND,25TH TO 30TH,33ND TO 37TH,40TH TO 44TH(+174450 FFL) REF.
SCALE: 1:75

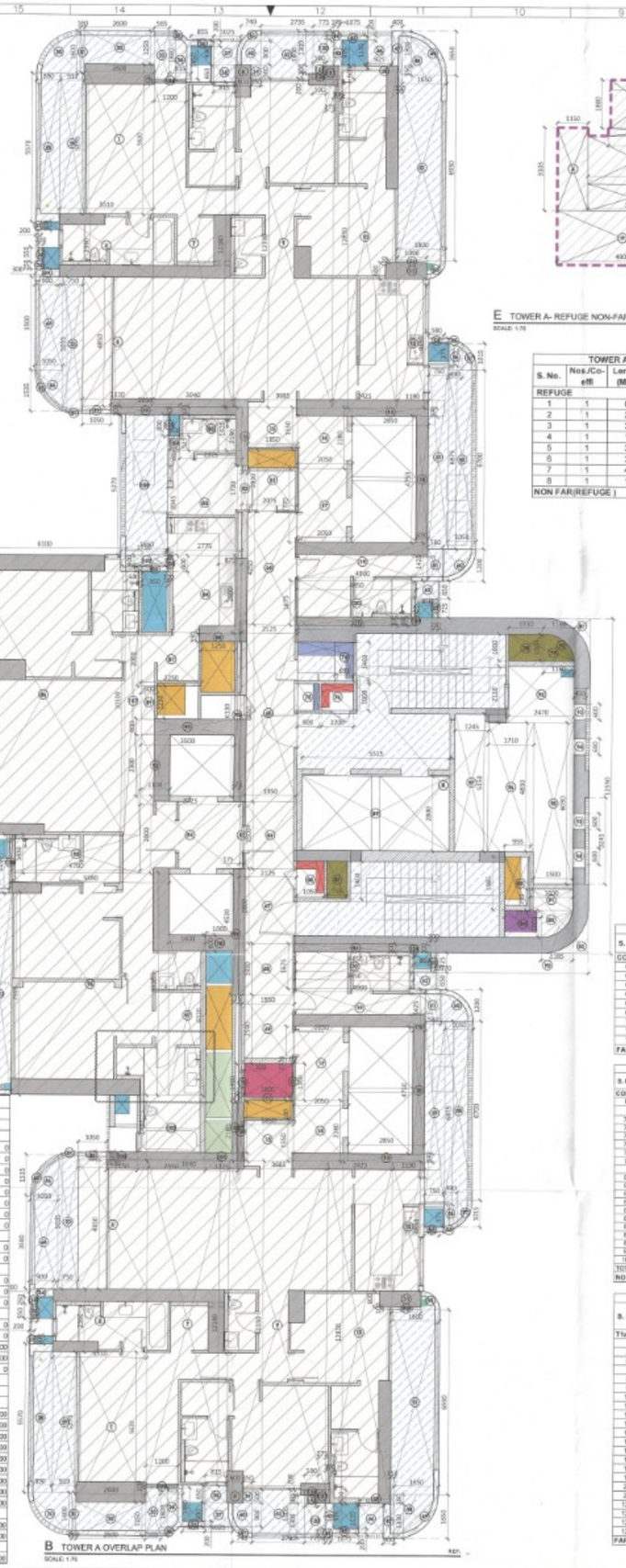

B TOWER A OVERLAP PLAN
SCALE: 1:75

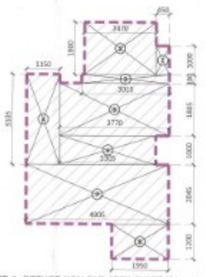

E TOWER A- REFUGE NON-FAR AREA DIAGRAM REF.
SCALE: 1:75

TOWER A_REFUGE				
S. No.	Nos./Co-eff	Length (MM.)	Width (MM.)	Area (Sq. M.)
REFUGE				
1	1	0.450	1.000	0.45
2	1	2.470	1.800	4.45
3	1	3.010	0.300	0.90
4	1	1.150	3.105	3.57
5	1	3.770	1.805	6.80
6	1	3.305	1.000	3.31
7	1	4.905	2.045	10.03
8	1	1.950	1.200	2.34
NON FAR(REFUGE)				31.850

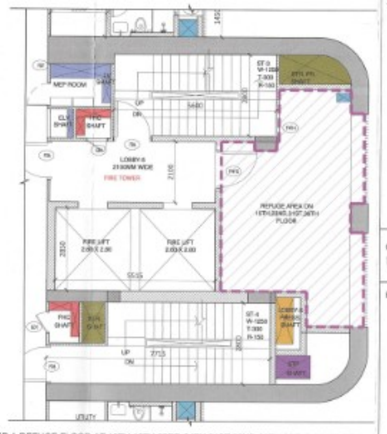

C TOWER A REFUGE FLOOR AT 15TH,16TH,23RD,24TH,31ST,32ND,38TH,39TH(+62150 FFL) REF.
SCALE: 1:75

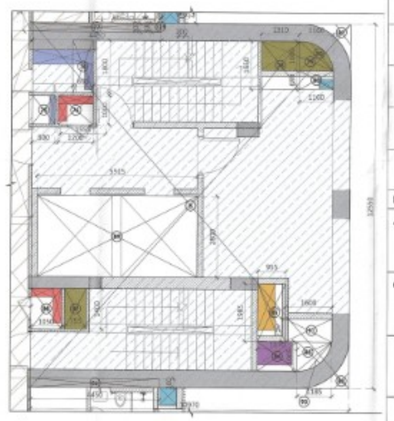

D TOWER A REFUGE FLOOR FAR,NON-FAR AREA PLAN REF.
SCALE: 1:75

TOWER A				
S. No.	Nos./Co-eff	Length (MM.)	Width (MM.)	Area (Sq. M.)
CORE				
64	1	2.875	4.250	8.82
65	1	2.125	6.650	14.13
66	1	1.993	2.500	4.98
67	1	2.125	2.800	5.95
68	1	2.125	1.920	4.08
69	1	1.350	2.590	3.50
70	1	0.130	1.400	0.18
71	1	1.800	0.100	0.18
72	1	0.350	1.350	0.47
FAR				43.300

TOWER A				
S. No.	Nos./Co-eff	Length (MM.)	Width (MM.)	Area (Sq. M.)
T2				
79	1	2.600	0.300	0.78
80	1	2.325	1.625	3.78
81	1	1.850	2.350	4.35
82	1	0.225	1.725	0.39
83	1	2.775	3.945	10.95
84	1	2.675	2.900	7.76
85	1	0.950	0.200	0.19
86	1	6.100	10.500	64.05
87	1	3.250	1.300	4.22
88	1	1.250	0.330	0.41
89	1	0.600	1.230	0.74
90	1	0.225	0.100	0.02
91	1	3.500	0.600	2.10
92	1	1.100	2.300	2.53
93	1	0.175	2.500	0.44
94	1	3.725	2.900	10.80
95	1	4.790	1.430	6.85
96	1	5.890	8.320	49.00
97	1	1.400	6.020	8.43
98	1	1.000	0.800	0.80
99	1	0.225	4.520	1.02
100	1	0.225	1.885	0.42
101	1	1.225	0.295	0.36
102	1	2.500	2.430	6.08
103	1	1.150	0.300	0.35
104	1	0.450	0.525	0.24
105	1	0.075	0.800	0.06
106	1	0.100	0.800	0.08
107	1	0.600	10.100	6.06
108	1	0.100	2.230	0.22
FAR (UNIT)				195.600

TOWER A				
S. No.	Nos./Co-eff	Length (MM.)	Width (MM.)	Area (Sq. M.)
T1a/b				
21	1	AS PER POLYLINE		0.66
22	1	1.050	0.350	0.32
23	1	0.750	5.010	3.76
24	1	0.900	0.300	0.27
25	1	0.300	0.250	0.08
26	1	0.200	0.550	0.11
27	1	0.200	0.350	0.06
28	1	0.850	5.570	4.85
29	1	0.910	0.270	0.86
30	1	AS PER POLYLINE		2.04
31	1	0.150	1.600	0.26
32	1	2.600	1.250	3.25
33	1	0.850	1.800	1.02
34	1	0.815	1.400	1.14
35	1	AS PER POLYLINE		0.17
36	1	0.850	0.200	0.17
37	1	1.025	0.900	0.92
38	1	0.815	0.650	0.53
39	1	0.350	0.500	0.18
40	1	0.140	0.900	0.13
41	1	AS PER POLYLINE		0.26
42	1	1.660	1.800	3.53
43	1	0.300	0.900	0.27
44	1	0.175	0.360	0.06
45	1	1.075	0.200	0.22
46	1	0.925	1.150	1.06
47	1	0.400	1.300	0.52
48	0.5	1.660	1.650	1.36
49	1	AS PER POLYLINE		0.77
50	1	0.100	0.350	0.03
51	1	1.800	6.600	12.47
52	1	1.000	0.100	0.11
53	1	AS PER POLYLINE		0.26
54	1	0.580	0.175	0.10
55	1	AS PER POLYLINE		0.08
56	1	0.490	1.015	0.50
57	1	AS PER POLYLINE		0.38
58	1	1.050	0.700	0.74
59	1	0.750	0.875	0.66
60	1	AS PER POLYLINE		1.14
61	1	0.950	1.425	0.63
62	1	0.050	0.050	0.00
63	1	0.200	0.725	0.15
64	1	1.050	3.500	3.68
65	1	AS PER POLYLINE		0.36
66	0.5	1.050	1.535	0.81
130	1	0.775	1.300	1.01
131	1	0.500	0.300	0.15
132	1	0.775	1.300	1.01
133	1	0.775	1.300	1.01
NON FAR (BALCONY)				66.660

TOWER A				
S. No.	Nos./Co-eff	Length (MM.)	Width (MM.)	Area (Sq. M.)
CORE(REFUGE)				
8	1	10.97	12.50	137.07
SUBTRACT				
74	1	0.895	1.460	1.61
75	1	0.800	1.000	0.80
76	1	1.390	1.000	1.39
77	1	4.450	0.300	1.34
78	1	1.310	1.460	2.16
79	0.5	1.390	1.000	0.69
01	1	AS PER POLYLINE		0.61
02	1	AS PER POLYLINE		0.65
03	0.5	1.195	1.605	0.63
04	1	1.370	1.605	1.38
05	1	0.950	1.895	1.80
06	1	4.495	0.300	1.34
07	1	3.750	1.430	1.90
08	1	1.005	1.460	1.47
09	1	5.915	2.800	16.56
10	2	AS PER POLYLINE		0.62
103	1	1.400	0.790	1.11
TOTAL				33.280
NON-FAR				104.42

TOWER A				
S. No.	Nos./Co-eff	Length (MM.)	Width (MM.)	Area (Sq. M.)
T1a/b				
1	1	2.600	5.620	14.61
2	1	3.510	2.360	8.28
3	1	2.610	4.850	12.66
7	1	3.040	12.180	37.03
8	1	0.600	0.500	0.30
9	1	3.685	12.335	45.44
10	1	2.425	12.816	31.11
11	1	1.090	0.600	0.65
12	1	1.190	4.850	5.77
13	1	2.850	0.350	0.99
14	1	2.050	2.280	4.67
15	1	1.850	1.550	2.87
16	1	0.225	2.180	0.49
17	1	2.050	2.770	5.68
18	1	0.450	4.750	2.14
19	1	4.903	1.425	6.98
20	1	4.450	1.675	7.45
21	1	1.050	0.300	0.32
126	1	1.200	0.100	0.12
127	1	0.275	0.500	0.14
128	1	0.900	0.200	0.18
129	1	0.050	0.300	0.02
FAR (UNIT)				197.842

TOWER A				
S. No.	Nos./Co-eff	Length (MM.)	Width (MM.)	Area (Sq. M.)
T2				
104	2	AS PER POLYLINE		0.26
105	1	0.900	1.150	0.83
106	1	0.900	7.710	6.93
107	1	1.550	0.480	0.62
108	1	1.750	5.270	9.22
113	1	AS PER POLYLINE		0.14
114	1	0.800	10.005	8.00
115	1	2.400	10.500	4.20
116	1	AS PER POLYLINE		0.13
117	1	0.200	0.900	0.18
118	1	1.270	1.255	1.59
119	1	AS PER POLYLINE		0.24
120	1	0.470	0.795	0.37
121	1	0.900	5.675	5.20
122	1	0.900	7.685	6.94
123	0.5	0.900	0.925	0.42
124	1	AS PER POLYLINE		0.24
NON FAR (BALCONY)				43.060

TOWER A&C				
DOOR ID	FINISH OPENING			
	WIDTH	HEIGHT	LINTEL	CILL
SLIDING DOORS				
DS6	4670	2800	2800	0
DS7	2310	2800	2800	0
DS8	2760	2800	2800	0
DS9	4250	2800	2800	0
DS10	3150	2800	2800	0
DS11	5400	2800	2800	0
DS12	3400	2800	2800	0
DS13	3200	2800	2800	0
ALUMINIUM DOORS				
D5	800	2800	2800	0
D6	850	2800	2800	0
WOODEN DOORS				
D1	1000	2150	2150	0
D3	800	2150	2150	0
D4	1200	2150	2150	0
FIRE DOORS				
FD5	800	2150	2150	0
FD6	1300	2150	2150	0
FDT1	600	2050	2150	100
FDT2	700	2050	2150	100
FD8	1000	2150	2150	0
WINDOW ID	FINISH OPENING			
	WIDTH	HEIGHT	LINTEL	CILL
WINDOWS				
W2	750	2100	2800	700
W4	800	2100	2800	700
W6	1200	2700	2800	100
W9	850	2100	2800	700
W10	1200	1900	2800	900
W11	575	2100	2800	700
W12	600	2100	2800	700
W13	570	1900	2800	900
W14	400	1900	2800	900
FIRE WINDOWS				
FW14	925	2700	2800	100
FW15	1500	2700	2800	100
FIRE GLASS DOOR				
SD1	750	2700	2800	100

LEGEND:
- SITE BOUNDARY
- SETBACK LINE FOR BASEMENT
- FAR
- NON-FAR
- GROUND COVERAGE
- TERRACE AREA
- "REFUGE" AREA

REFUGE AREA (TYPE-A)							
Floor NO.	TYPICAL FLOOR AREA (BUA)	BUA OF CONSECUTIVE FLOOR	TOTAL BUA OF CONSECUTIVE FLOORS	OCCUPANT LOAD @12.5SQM	AREA EQUIVALENT OF 0.35QM/PERSON	ADDITIONAL AREA FOR WHEELCHAIR (SQM)	REQUIRED FLOOR AREA FOR REFUGE (SQM)	PROPOSED REFUGE AR. @ 2 FLOORS(SQM)
15th, 16th	864.95	864.95	1729.90	138.39	41.52	0.90	42.42	31.85
23rd, 24th	864.95	864.95	1729.90	138.39	41.52	0.90	42.42	31.85
31st, 32nd	864.95	864.95	1729.90	138.39	41.52	0.90	42.42	31.85
38th, 39th	864.95	864.95	1729.90	138.39	41.52	0.90	42.42	31.85

AUTHORITY STAMP & SIGN -

Building Plans Sanction and Plans will be valid for five year only
To be read with Memo No. 2554
Dated 24/10/2025

Chairman, Building Plan Committee cum Senior Town Planner
MSBPC (HP Housing)

Recommended for Sanction
ATP
H. Dhillon

GENERAL NOTES -
1. All dimensions are in to be read and not to be scaled.

KEY PLAN

REV.	DATE	REVISION DESCRIPTION

ARCHITECT'S STAMP & SIGN-
Pitambar Kumar Verma (Architect)
Council of Architecture
Registration No.- CA/2000/40871

OWNER'S SIGN-
For Trehan Promoters & Builders Pvt. Ltd.
Director / Authorised Signatory

CONCEPT ARCHITECTS
UHA
3 Murphy Street, London, SE1 7FP
Email:www.uha.global

PROJECT ARCHITECT
Arcop Associates PVT. LTD.
A-15, PAMPOSH ENCLAVE
GREATER KAILASH
NEW DELHI, INDIA
Ph.: +91-11-26442050
Email: pverma@arcop.co.in
ARCOP

STRUCTURE
BALDRIDGE & ASSOCIATES STRUCTURAL ENGINEERING PVT. LTD.
406,Sakar east, B/S Gurunanak,School,
40MT Tarsali-Dantoshwar
Ring Road Vadodara
390009,Gujarat, India
Ph. 0265-2981813
Website:www.baseengr.com
BASE

MEP CONSULTANT
CLANCY GLOBAL
CONSULTING ENGINEERS
Unit No.570 A&B, Tower B1
Space tech Park,Sohna Road,
Sec-49,Gurgaon
Tel. No. +91 124 4253925,
Website : www.clancy-global.com
clancy global

LANDSCAPE
ORACLES
G'38 Kalkaji New Delhi 110 019
Tel. No. + 91 11 2648 1616
Email: admin@oraclelandscape.in

VERTICAL TRANSPORT
TAK CONSULTING PVT. LTD.
A303, Galleria Hiranandani Garden,Powai
Mumbai-400076,INDIA
Tel. No. +91 2225707498
TAK CONSULTING

CLIENT
TREHAN PROMOTERS & BUILDERS PVT LTD

PROJECT NAME
TREHAN RESIDENCE SEC 80

PROJECT TITLE
Proposed Building Plan of Clubbed Group Housing sites (GH-3B & GH-3C) area measuring 5.08Acres,Sector-80, IMT Manesar being developed by Trehan Promoters & Builders Pvt. Ltd.

DATE	10-11-2025
DRAWN BY	SHOURYA TENWAR
CHECKED BY	PRASHANT KUMAR

DRAWING TITLE-
TOWER A_TYPICAL FLOOR PLAN & REFUGE FLOOR PLAN WITH FAR ,NON-FAR OVERLAPPED PLAN

NORTH -

SCALE - 1: 75

DRAWING NO.- SN28-TR-80GH-AT-SD-DRG-01110

REV -

DRAWING STATUS - SUBMISSION DRAWING

SIZE - A0

SHEET NO -28