Flow Switch Schedule				
S No.	Description Of Tower	Flow Switch/Floor	No.s Of Floor	Total
1	West Tower	1	41	41
2	East Tower	1	40	40
3	Club G.F	1	1	1
4	Club First Floor	1	1	1
5	Basement-1	6	1	6
6	Basement-2	6	1	6
7	Basement-3	6	1	6
8	Basement-4	6	1	6
	Total			107

Deluge Valve Schedule Pioneer		
S No.	D.V	Description
		Basement
1	D.V-1	Basement Zone-1
2	D.V-2	Basement Zone-2
3	D.V-3	Basement Zone-3
4	D.V-4	Basement Zone-4
5	D.V-5	Basement Zone-5
6	D.V-6	Basement Zone-6

FIRE FIGHTING LEGEND:-	
A	150Ø FIRE RISER FOR LOW ZONE-01
A1	150Ø FIRE RISER FOR LOW ZONE-02
B	150Ø FIRE RISER FOR MID ZONE-01
B1	150Ø FIRE RISER FOR MID ZONE-02
C	80Ø DRAIN PIPE
D	150Ø SPRINKLER RISER FOR LOW ZONE-01
D1	150Ø SPRINKLER RISER FOR LOW ZONE-02
E	150Ø SPRINKLER RISER FOR MID ZONE-01
E1	150Ø SPRINKLER RISER FOR MID ZONE-02
D2	150Ø STANDBY SPRINKLER RISER FOR LOW ZONE-01
D3	150Ø STANDBY SPRINKLER RISER FOR LOW ZONE-02
E2	150Ø STANDBY SPRINKLER RISER FOR MID ZONE-01
E3	150Ø STANDBY SPRINKLER RISER FOR MID ZONE-02
F	150Ø FIRE OHT FILLING EXPRESS FEED RISER
F1	150Ø STANDBY FIRE OHT FILLING EXPRESS FEED RISER
FHC	FIRE HOSE CABINET
FS	FLOW SWITCH
BFV	BUTTER FLY VALVE
DV	DELUGE VALVE
	PENDENT TYPE SPRINKLER
	UPRIGHT TYPE SPRINKLER
	NORMAL SIDE WALL TYPE SPRINKLER
CO2	TYPE FIRE EXT. (4.5KG)
ABC	TYPE FIRE EXT. (6.0KG)

FIRE FIGHTING LEGEND:-	
1	200Ø M.S SPRINKLER RISER FOR LOW ZONE-01& BASEMENT ALL ZONE
2	150Ø M.S SPRINKLER RISER FOR LOW ZONE-02
3	150Ø M.S SPRINKLER RISER FOR MID ZONE-01
4	150Ø M.S SPRINKLER RISER FOR MID ZONE-02
5	150Ø M.S FIRE HYDRANT RISER FOR LOW ZONE-01
6	150Ø M.S FIRE HYDRANT RISER FOR LOW ZONE-02
7	150Ø M.S FIRE HYDRANT RISER FOR MID ZONE-01
8	150Ø M.S FIRE HYDRANT RISER FOR MID ZONE-02
9	150Ø M.S EXTERNAL HYDRANT PIPE
10	250Ø WATER CURTAIN RISER
11	150Ø FIRE OHT FILLING EXPRESS FEED RISER
12	150Ø STANDBY FIRE OHT FILLING EXPRESS FEED RISER

NO. OF SPRINKLER	DIA OF PIPE
1-2	25Ø
3	32Ø
4-5	40Ø
6-10	50Ø
11-18	65Ø
19-40	80Ø
41-100	100Ø
101-ABOVE	150Ø

NOTE

EACH FIRE HOSE CABINET SHALL CONSIST OF

1 NO. - GUNMETAL SINGLE HEADED HYDRANT VALVE (63mm).

2 Nos. - FIRE HOSES 63mm 15M LONG WITH ACCESSORIES.

1 No - SHORT BRANCH PIPE

1 No - FIRST AID HOSE REEL

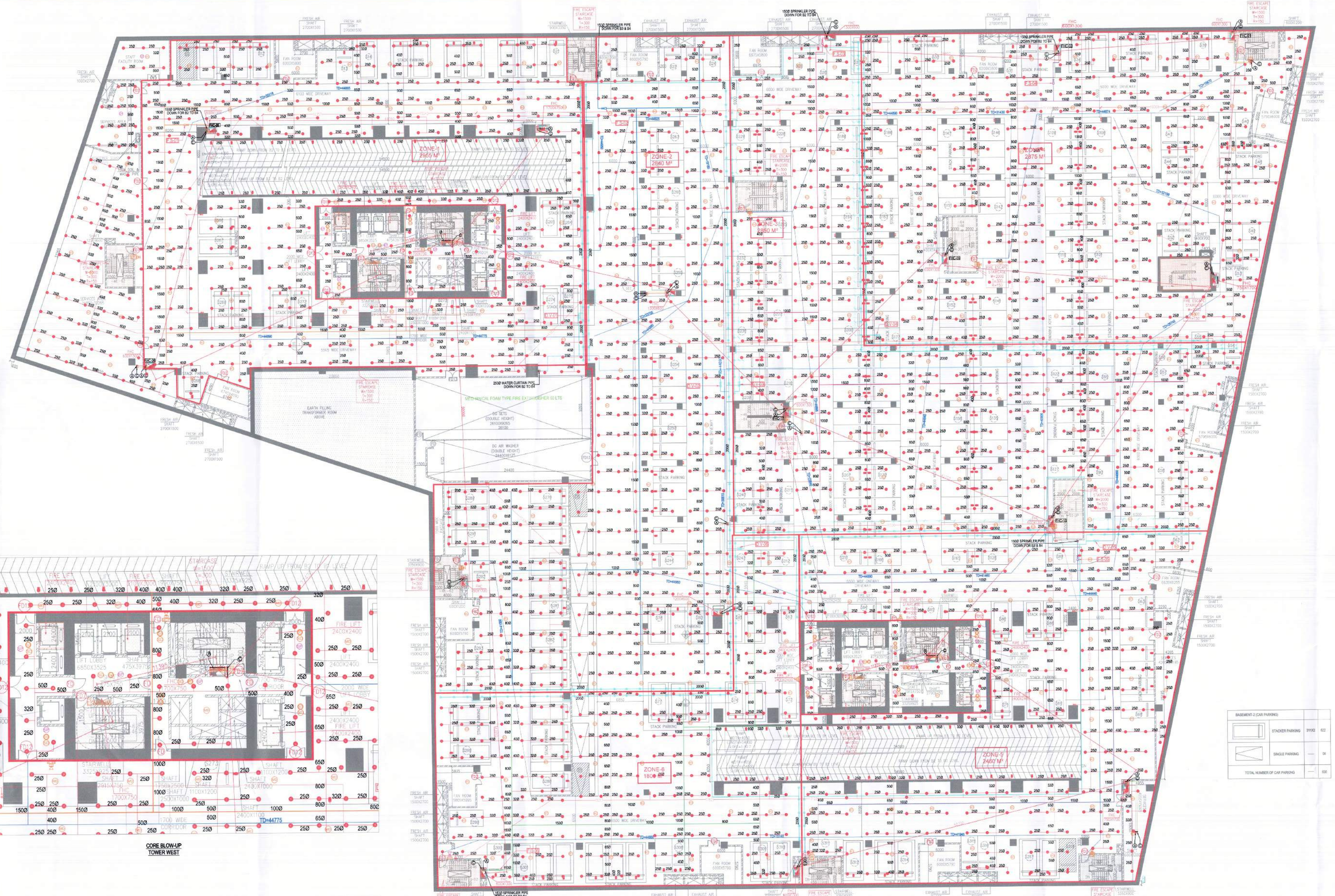

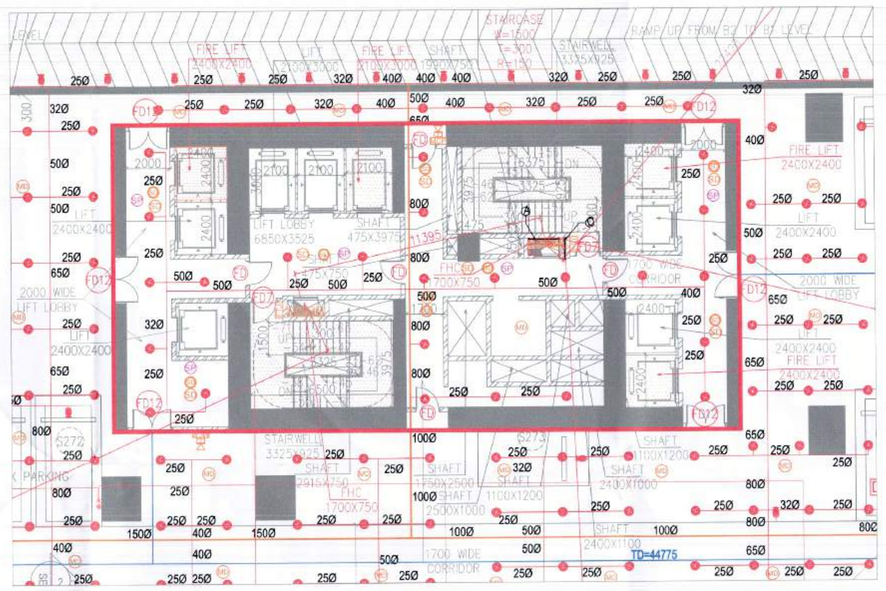

CORE BLOW-UP
TOWER WEST

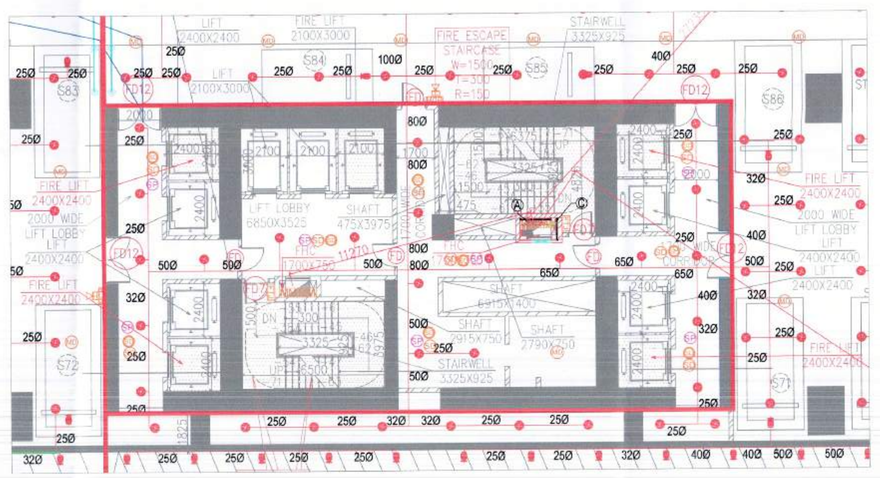

CORE BLOW-UP
TOWER EAST

BASEMENT-2 CAR PARKING		
STACKER PARKING	3100	622
SINGLE PARKING	—	18
TOTAL NUMBER OF CAR PARKING	—	640

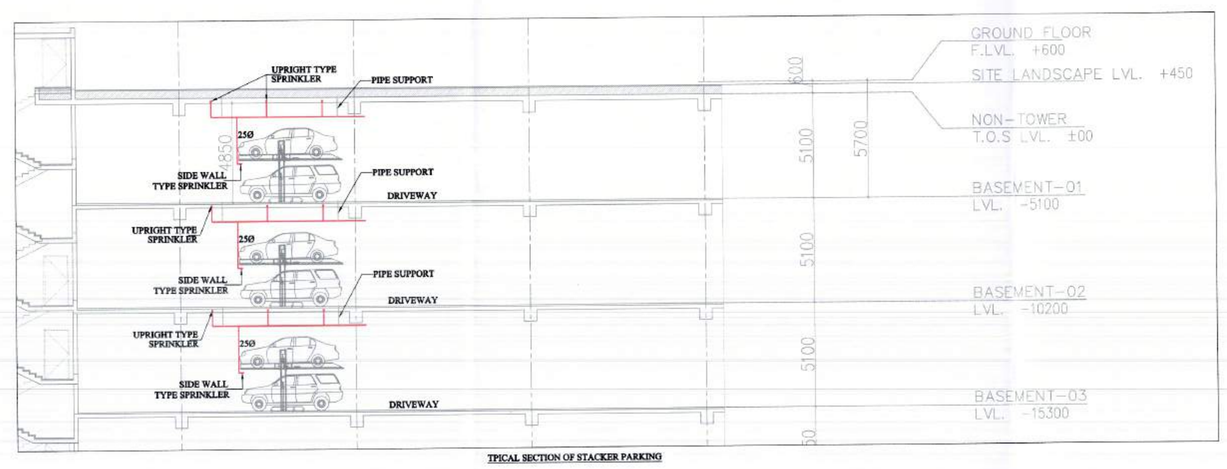

TPICAL SECTION OF STACKER PARKING

LEGEND FOR FIRE ALARM SYSTEM & MUSIC/PA SYSTEM		
S.NO.	SYM.	DESCRIPTION
1		SMOKE DETECTOR (PHOTO ELECTRIC-OPTICAL) ON TRUE SLABAHOVE FALSE CEILING
2		SMOKE DETECTOR (PHOTO ELECTRIC-OPTICAL)- ON FALSE CEILING
3		MULTITECH DETECTOR (PHOTO-THERMAL) ON TRUE SLABAHOVE FALSE CEILING
4		HEAT DETECTOR-ON TRUE SLABAHOVE FALSE CEILING
5		LPG LEAKAGE DETECTOR
6	MCP	MANUAL CALL POINT
7	FTJ	FIRE MAN'S TELE JACK
8	MM	MONITOR MODULE
9		FIRE PANEL
10		REPEATER FIRE PANEL
11		STROBE CUM HOOTER
12		HOOTER

Note :-

1. BUILDING WILL BE DESIGNED (STRUCTURES) AS PER RELEVANT IS CODES FOR EARTH QUAKE RESISTANCE.

PROJECT

REVISED BUILDING PLANS OF COMMERCIAL COLONY(TOD) MEASURING 17.4875 ACRES (LICENCE NO. 240 OF 2007 DATED 25.10.2007) AND 6.99025 ACRES (LICENCE NO. 239 OF 2007 DATED 25.10.2007, LICENCE NO. 241 OF 2007 DATED 25.10.2007 & LICENCE NO. 199 OF 2008 DATED 8.12.2008) TOTALLING **24.47775 ACRES** IN SECTOR-62, GURUGRAM MANESAR URBAN COMPLEX BEING DEVELOPED BY PIONEER URBAN LAND & INFRASTRUCTURE LTD.

CLIENT

PIONEER URBAN LAND & INFRASTRUCTURE LTD.

Pioneer Urban
Ground Floor
Near GOLF Course Extension Road,
Sector-62,
Gurugram -122001 Haryana

DESIGN ARCHITECT

RSP

RSP Design consultants (India) Pvt. Ltd.
103, First Floor, Bestech Business Tower, Sector: 48, Sohna Road Gurgaon, 122018, India TEL: 4706868 FAX: 4706818
HEAD OFFICE:NO.30, MUSEUM ROAD, BANGALORE-560 001
TEL: 25596868 FAX: 25596818
EMAIL: rsp@rspindia.net , www.rspindia.net

ASSOCIATE ARCHITECT

RSMS ARCHITECTS

RSMS ARCHITECTS PVT. LTD.
69,Nora Niwas Bhawani Kunj
(Behind D2), Vasant Kunj,
New Delhi-110070.
Tel.: 011-26898616,26898617
www.rsms-arch.com

FIRE SUBMISSION

Certified that the Fire ... is as per N.B.C. Part-4

Fire Officer Gurugram

Fire Fighting Scheme Approved Vide Letter No. ... Dated: 18/12/2025

Joint Director (Tech.)

IT IS CERTIFIED THAT THESE DRAWING ARE AS PER APPROVED DWG BY STP (CHAIRMAN BUILDING PLAN APPROVAL COMMITTEE) GURUGRAM HARYANA
VIDE MEMO NO. ZP-339-/AP(A)/D(2)/2025/1457 DATED: 13-08-2025

ARCHITECT'S SEAL & SIGNATURE

OWNER'S SEAL & SIGNATURE

APRIL-2025 | Scale : 1:200

Drawing Title:-

BASEMENT-02
FLOOR PLAN
FIRE FIGHTING LAYOUT

Drawing No:-

SNC-FF-B3-03

28082024-3