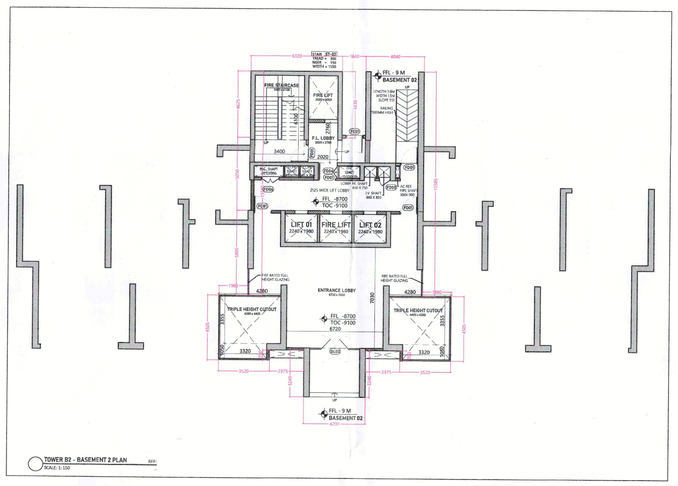
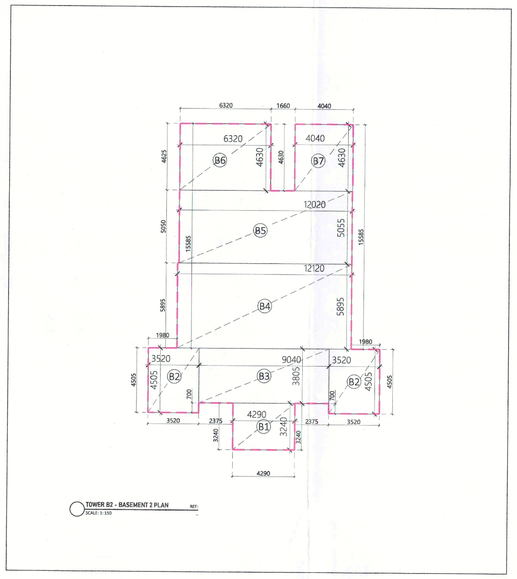



TOWER B2 - BASEMENT 2 PLAN
SCALE: 1:150




TOWER B2 - BASEMENT 2 PLAN
SCALE: 1:150

| 1 | PROPOSED BASEMENT 02 AREA CALCULATION | | | | |
|---|---|---|---|---|---|
| | COVERED AREA | | | | |
| | Sr No. | Length (M) | Breadth (M) | Number | Area (Sq.m.) |
| | 1 | 39.825 | 44.360 | 1 | 1766.637 |
| | 2 | 49.165 | 1.455 | 0.5 | 35.768 |
| | 3 | 28.970 | 42.870 | 1 | 1241.944 |
| | 4 | 7.425 | 12.850 | 0.5 | 47.706 |
| | 5 | 20.195 | 45.140 | 1 | 911.602 |
| | 6 | 26.080 | 45.140 | 0.5 | 588.626 |
| | 7 | 46.270 | 59.065 | 1 | 2732.938 |
| | 8 | 5.500 | 65.370 | 1 | 359.535 |
| | 9 | 45.955 | 105.000 | 1 | 4825.275 |
| | 10 | 188.760 | 108.925 | 1 | 20560.683 |
| | 11 | 67.225 | 119.940 | 1 | 8062.967 |
| | 12 | 96.750 | 61.615 | 1 | 5961.251 |
| | 13 | 80.195 | 14.185 | 1 | 1137.566 |
| | 14 | 52.805 | 28.805 | 1 | 1521.048 |
| | 15 | 92.210 | 13.325 | 1 | 1228.698 |
| | 16 | 27.515 | 12.005 | 1 | 330.318 |
| | 17 | 9.155 | 4.440 | 0.5 | 20.324 |
| | 18 | 5.800 | 2.425 | 1 | 14.065 |
| | T1 | 2.255 | 3.900 | 0.5 | 4.397 |
| | T2 | 25.945 | 3.900 | 1 | 101.186 |
| | T3 | 15.595 | 3.900 | 1 | 60.821 |
| | TOTAL COVERED AREA (A) | | | | 51513.353 |

| 2 | PROPOSED BASEMENT 02 AREA CALCULATION | | | | |
|---|---|---|---|---|---|
| | AREA UNDER SERVICES | | | | |
| | Sr No. | Length (M) | Breadth (M) | Number | Area (Sq.m.) |
| | TOWER A LOBBY | | | | |
| | COVERED AREA | | | | |
| | A1 | 24.100 | 5.600 | 1 | 134.960 |
| | A2 | 12.07 | 1.800 | 1 | 21.726 |
| | A3 | 17.195 | 3.375 | 1 | 58.033 |
| | A4 | 14.305 | 5.945 | 1 | 85.043 |
| | A5 | 12.120 | 3.740 | 1 | 45.329 |
| A | TOTAL AREA OF TOWER A LOBBY | | | | 345.091 |
| | TOWER B1,B2 LOBBY | | | | |
| | Sr No. | Length (M) | Breadth (M) | Number | Area (Sq.m.) |
| | B1 | 4.290 | 3.240 | 1 | 13.900 |
| | B2 | 3.520 | 4.505 | 2 | 31.715 |
| | B3 | 9.040 | 3.805 | 1 | 34.397 |
| | B4 | 12.120 | 5.895 | 1 | 71.447 |
| | B5 | 12.020 | 5.055 | 1 | 60.761 |
| | B6 | 6.320 | 4.630 | 1 | 29.262 |
| | B7 | 4.040 | 4.630 | 1 | 18.705 |
| | TOTAL AREA OF TOWER B LOBBY | | | | 260.187 |
| B | TOTAL AREA OF TOWER B1,B2 LOBBY | | | | 520.375 |

| | TOWER C1,C2,C3 LOBBY | | | | |
|---|---|---|---|---|---|
| | Sr No. | Length (M) | Breadth (M) | Number | Area (Sq.m.) |
| | C1 | 8.445 | 0.950 | 1 | 8.023 |
| | C2 | 16.255 | 10.075 | 1 | 163.769 |
| | C3 | 4.100 | 28.640 | 1 | 117.424 |
| | C4 | 0.880 | 7.165 | 1 | 6.305 |
| | C5 | 3.030 | 9.115 | 1 | 27.618 |
| | TOTAL AREA OF TOWER C LOBBY | | | | 323.140 |
| C | TOTAL AREA OF TOWER C1,C2,C2 LOBBY | | | | 969.419 |
| | TOWER D1,D2,D3 LOBBY | | | | |
| | Sr No. | Length (M) | Breadth (M) | Number | Area (Sq.m.) |
| | D1 | 1.910 | 1.890 | 2 | 7.220 |
| | D2 | 7.640 | 0.915 | 1 | 6.991 |
| | D3 | 28.885 | 4.000 | 1 | 115.540 |
| | D4 | 16.430 | 11.215 | 1 | 184.262 |
| | D5 | 4.480 | 1.750 | 1 | 7.840 |
| | TOTAL LOBBY AREA | | | | 321.853 |
| E | TOTAL AREA OF TOWER D1,D2,D3 LOBBY | | | | 965.559 |

| | RAMPS AREA | | | | |
|---|---|---|---|---|---|
| | R1 | AS PER CURVE | | 1.000 | 65.140 |
| | R2 | 5.700 | 15.490 | 1.000 | 88.293 |
| | R3 | 14.730 | 5.700 | 1.000 | 83.961 |
| | R4 | AS PER CURVE | | 1.000 | 65.813 |
| | R5 | 12.755 | 5.400 | 1.000 | 68.877 |
| | R6 | AS PER CURVE | | 1.000 | 61.072 |
| | R7 | 5.400 | 4.675 | 1.000 | 25.245 |
| | R8 | 23.920 | 5.700 | 1.000 | 136.344 |
| | R9 | AS PER CURVE | | 1.000 | 67.664 |
| | R10 | 5.400 | 32.000 | 3.000 | 518.400 |
| F | TOTAL AREA OF RAMPS | | | | 1180.809 |
| | ROOM AREA | | | | |
| | J1 | 13.070 | 45.515 | 1.000 | 594.881 |
| | J2 | 21.630 | 12.000 | 1.000 | 259.560 |
| | J3 | 10.950 | 6.055 | 1.000 | 66.302 |
| | J4 | 4.990 | 1.590 | 3.000 | 23.802 |
| | J5 | 1.690 | 4.605 | 1.000 | 7.782 |
| | J6 | 7.450 | 5.950 | 1.000 | 44.328 |
| | J7 | 1.550 | 3.030 | 3.000 | 14.090 |
| | J8 | 1.600 | 3.550 | 3.000 | 17.040 |
| G | TOTAL AREA OF ROOMS | | | | 1027.785 |

| | STAIRCASE AREA | | | | |
|---|---|---|---|---|---|
| | ST1 | 5.400 | 4.700 | 1.000 | 25.380 |
| | ST2 | 6.200 | 5.950 | 2.000 | 73.780 |
| | ST3 | 10.060 | 7.050 | 1.000 | 70.923 |
| | ST4 | 10.055 | 7.045 | 1.000 | 70.837 |
| | ST5 | 8.775 | 5.210 | 1.000 | 45.718 |
| | ST6 | 5.875 | 2.530 | 1.000 | 14.864 |
| H | TOTAL STAIRCASE AREA | | | | 301.502 |
| | FHC | | | | |
| | FH | 1.070 | 1.660 | 52.000 | 92.362 |
| J | TOTAL SHAFT AREA | | | | 92.362 |
| | GRAND TOTAL OF AREA UNDER SERVICES (A+B+C+D+E+F+G+H+J) | | | | 5402.901 |

PARKING CALCULATION - PROPOSED

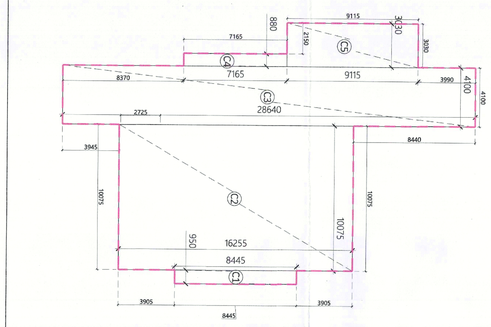
| PROPOSED BASEMENT 02 PARKING CALCULATION | | | |
|---|---|---|---|
| S.NO. | SPACES | AREA | UNIT |
| A | TOTAL AREA OF BASEMENT | 51513.353 | SQ.M |
| B | TOTAL AREA UNDER SERVICES | 5402.901 | SQ.M |
| TOTAL PARKING AREA | A-B | 46110.451 | SQ.M |
| PERMISSIBLE PARKING @32 SQ.M PER ECS | | 1441 | ECS |
| TOTAL NO. OF BAYS PROVIDED IN BASEMENT 02 | | 989 | ECS |

PARKING CALCULATION - OC RECEIVED

| LOWER BASEMENT PARKING CALCULATION | | | |
|---|---|---|---|
| S.NO. | SPACES | AREA | UNIT |
| A | TOTAL AREA OF BASEMENT | 17289.725 | SQ.M |
| B | TOTAL AREA UNDER SERVICES | 4090.259 | SQ.M |
| TOTAL PARKING AREA | A-B | 13199.467 | SQ.M |
| PERMISSIBLE PARKING @32 SQ.M PER CAR | | 412.483 | NO. |
| TOTAL CAR PARKING PROVIDED IN LOWER BASEMENT | | 291 | NO. |




TOWER C1, C2 & C3 - BASEMENT 2 PLAN
SCALE: 1:150




TOWER C1, C2 & C3 - BASEMENT 2 PLAN
SCALE: 1:150




TOWER D1, D2 &N D3 - BASEMENT 2 PLAN
SCALE: 1: 150




TOWER D1, D2 & D3 - BASEMENT 2 PLAN
SCALE: 1:150

This is a "PROVISIONAL BUILDING PLAN" approved only for the purpose of inviting objections from the general public.

S.T.P.(HQ) Member Secretary B.P.A.C.
S.T.P.(G) Member B.P.A.C.
D.T.P.(HK) Chairman B.P.A.C.
DTP(HQ)
ATP(HQ)
AD
PA
ATP
Rajesh Dutt SD(HQ)
FSO (HQ) Member BPAC

TO BE READ WITH THIS OFFICE MEMO NO.:
DATED :

This drawing is a "COPYRIGHT" contents of this drawing or part thereof may not be used or reproduced without the permission of the Architect.

OWNER SIGN

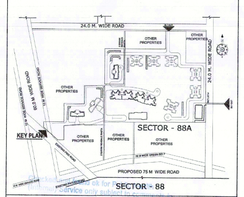
ARCHITECT SIGN

VISHAL SHARMA ARCHITECT CA/98/27981 IN/2015/60886 NEW DELHI

| LEGEND | |
|---|---|
| | PLOT LINE |
| | ZONING LINE |
| | PROPOSED BASEMENT PROFILE |
| | OC RECEIVED BASEMENT PROFILE |

TOTAL CAR PARKING IN BASEMENT 02

| TAG | | OC RECEIVED (E) | PROPOSED AREA ( F+G+K) |
|---|---|---|---|
| PARKING | | 291 | 989 |
| | TOTAL | 291 | 989 |




SUBMISSION DRAWING

OWNER
M/S ASHIANA LANDCRAFT REALTY PVT. LTD.

PROJECT
REVISED BUILDING PLAN FOR GROUP HOUSING COLONY OVER AN AREA MEASURING 24.125 ACRES (LICENCE NO.42 OF 2013 DATED 06.06.2013 & LICENCE NO.46 OF 2013 DATED 08.06.2013) IN THE REVENUE ESTATE OF VILLAGE HARSARU,SECTOR -88A,GURUGRAM

| SCALE | DATE | |
|---|---|---|
| A0/ 1:250 | 12-09-2025 | |

DRAWING TITLE
TOWER LOBBY PLANS (LVL -9000)
BASEMENT 02

ARCHITECTS
Confluence
CONFLUENCE CONSULTANCY SERVICES
F-1, First Floor, Mira Corporate Suites, Ishwar Nagar, New Delhi-65
www.confluenceworld.in | ccs@confluence.com
+91 11 41685508 | +91 11 41635205
Member of ISO/IEC 9001 : 2015
architecture urban design hospitality interiors

S-B2-107 D
REVISION R0