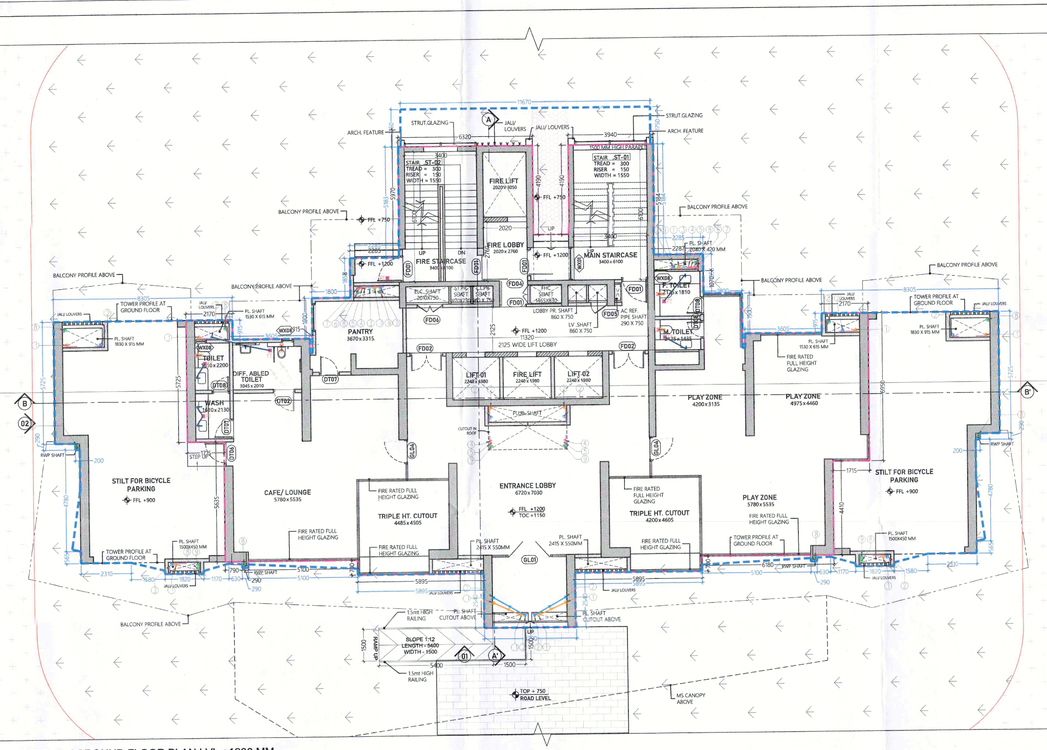
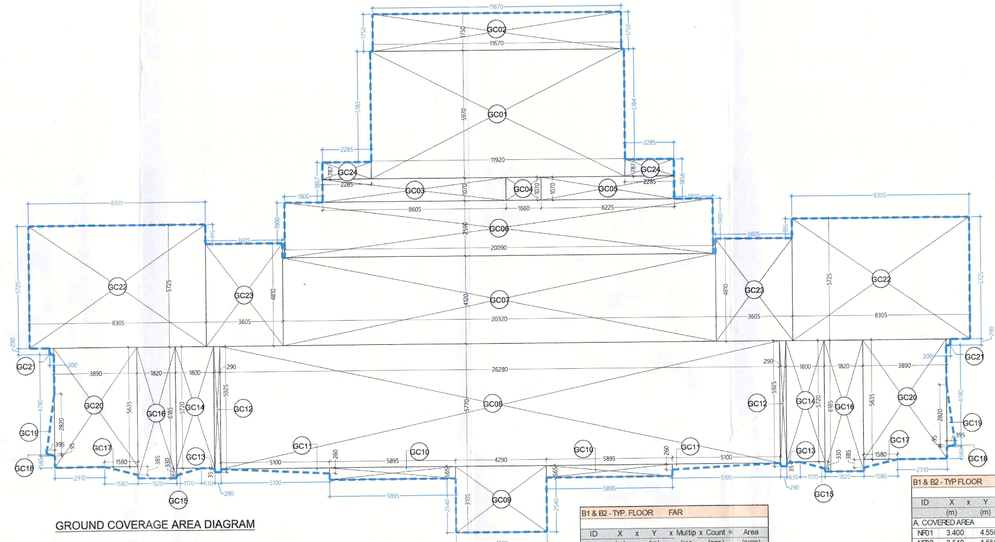
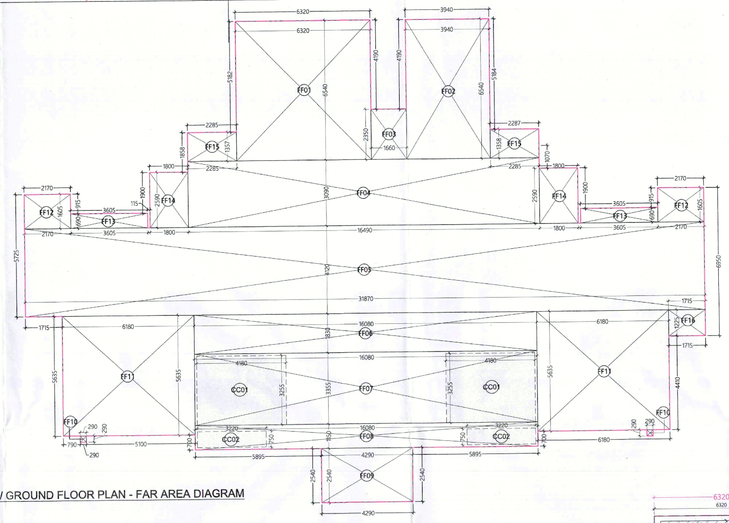


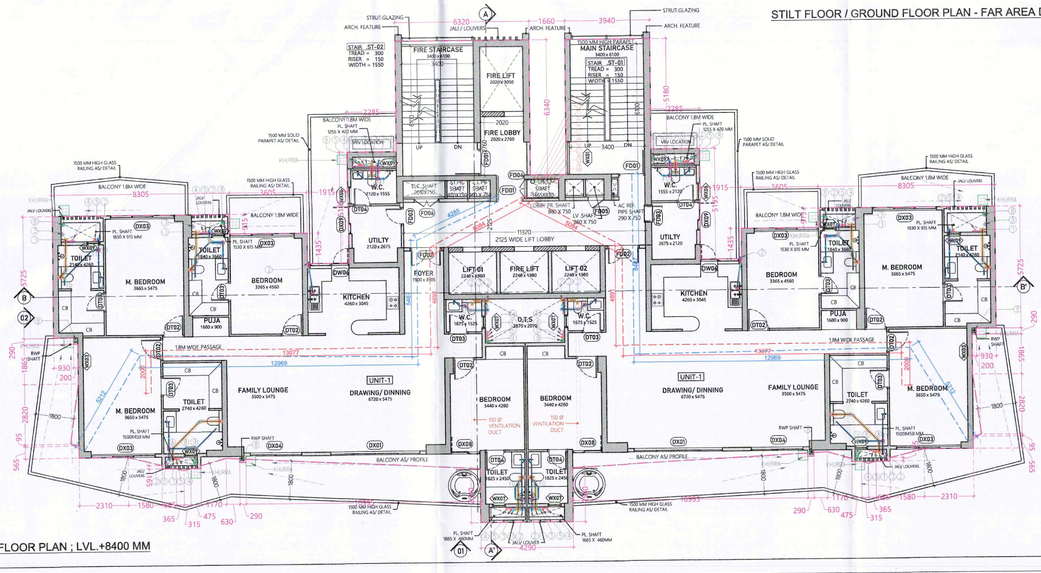
STILT FLOOR / GROUND FLOOR PLAN LVL +1200 MM



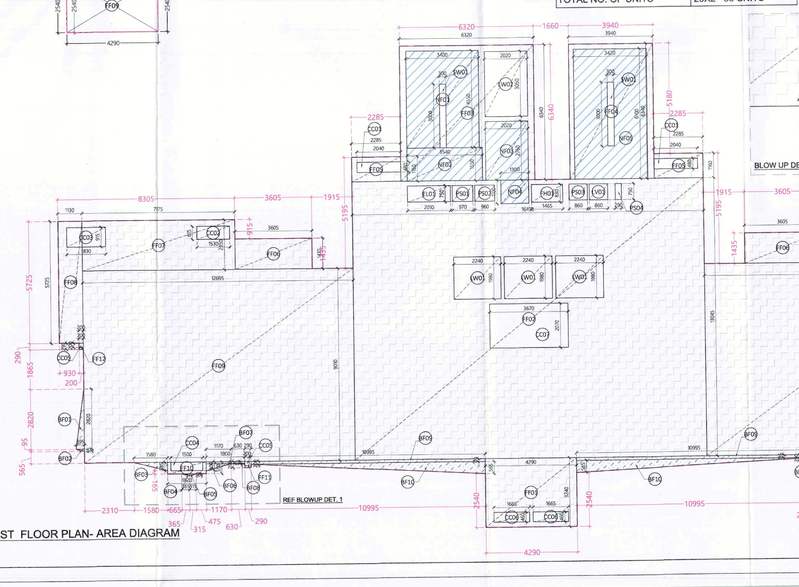
GROUND COVERAGE AREA DIAGRAM



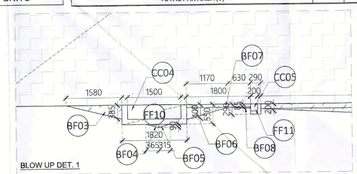
STILT FLOOR / GROUND FLOOR PLAN - FAR AREA DIAGRAM



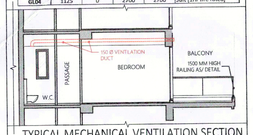
1ST FLOOR PLAN ; LVL.+8400 MM



1ST FLOOR PLAN- AREA DIAGRAM



BLOW UP DET. 1



TYPICAL MECHANICAL VENTILATION SECTION FOR W.C.

SUMMARY STATEMENT

TOWER B2					
S.No.	FLOORS	GROUND COVERAGE (SQM)	FAR(SQM)	NON-FAR(SQM)	BUILT-UP AREA (SQM)
1	BASEMENT	643.96	433.37	210.59	643.96
2	GROUND/ STILT FLOOR		507.48	47.02	554.51
3	1st FLOOR		507.87	47.02	554.89
4	2nd FLOOR		509.36	47.02	555.38
5	3rd FLOOR		508.86	47.02	555.89
6	4th FLOOR		509.24	47.02	556.27
7	5th FLOOR		509.60	47.02	556.62
8	6th FLOOR		509.93	47.02	556.95
9	7th FLOOR		510.15	47.02	557.18
10	8th FLOOR		510.35	47.02	557.37
11	9th FLOOR		510.56	47.02	557.58
12	10th FLOOR		510.69	47.02	557.72
13	11th FLOOR		510.78	47.02	557.81
14	12th FLOOR		510.93	47.02	557.96
15	13th FLOOR		510.83	47.02	557.86
16	14th FLOOR		510.93	47.02	557.96
17	15th FLOOR		510.93	47.02	557.96
18	16th FLOOR (Refuge Floor)		510.88	47.02	557.90
19	17th FLOOR		510.78	47.02	557.81
20	18th FLOOR		510.69	47.02	557.72
21	19th FLOOR		510.56	47.02	557.58
22	20th FLOOR		510.35	47.02	557.37
23	21st FLOOR		510.15	47.02	557.18
24	22nd FLOOR		509.93	47.02	556.95
25	23rd FLOOR		509.60	47.02	556.62
26	24th FLOOR (Refuge Floor)		522.74	47.02	569.77
27	25th FLOOR		522.33	47.02	569.36
28	26th FLOOR		521.84	47.02	568.86
29	27th FLOOR		521.34	47.02	568.36
30	28th FLOOR		520.95	47.02	567.97
31	TERRACE FLOOR			133.91	133.91
32	MUMTY & CHTT FLOOR			133.91	133.91
	TOTAL	643.96	14,772.09	1,795.09	16,567.19

GROUND FLOOR FAR								
ID	X (m)	x	Y (m)	x Multip lier	Count = (nos)		Area (sqm)	
A. COVERED AREA								
FF01	6.320		6.540	1.0	1	=	41.33	
FF02	3.940		6.540	1.0	1	=	25.77	
FF03	1.660		2.350	1.0	1	=	3.90	
FF04	16.490		3.090	1.0	1	=	50.95	
FF05	31.870		4.120	1.0	1	=	131.30	
FF06	16.080		1.830	1.0	1	=	29.43	
FF07	16.080		3.355	1.0	1	=	53.95	
FF08	16.080		1.150	1.0	1	=	18.49	
FF09	4.290		2.540	1.0	1	=	10.90	
FF10	0.290		0.290	1.0	2	=	0.17	
FF11	6.180		1.635	1.0	2	=	69.65	
FF12	2.170		1.605	1.0	2	=	6.97	
FF13	3.605		0.690	1.0	2	=	4.97	
FF14	1.800		2.590	1.0	2	=	9.32	
FF15	2.285		1.358	1.0	2	=	6.21	
FF16	1.715		1.225	1.0	1	=	2.10	
TOTAL AREA "A"							465.41	
B. AREA SUBTRACTION								
CC01	4.180		3.255	1.0	2	=	27.21	
CC02	3.220		0.750	1.0	2	=	4.83	
						=		
						=		
TOTAL AREA "B"							32.04	
NET AREA "A-B" GROUND FLOOR, FAR							433.37	

GROUND COVERAGE							
ID	X (m)	x	Y (m)	x Multip lier	Count = (nos)		Area (sqm)
A. COVERED AREA							
GC01	11.920		5.970	1.0	1	=	71.16
GC02	11.670		1.750	1.0	1	=	20.42
GC03	8.605		1.070	1.0	1	=	9.21
GC04	1.660		1.070	1.0	1	=	1.78
GC05	6.225		1.070	1.0	1	=	6.66
GC06	20.090		2.590	1.0	1	=	52.03
GC07	20.320		4.120	1.0	1	=	83.72
GC08	26.280		5.770	1.0	1	=	151.64
GC09	4.290		3.105	1.0	1	=	13.32
GC10	5.895		0.565	1.0	2	=	6.66
GC11	5.100		0.260	0.5	2	=	1.33
GC12	0.290		5.925	1.0	2	=	3.44
GC13	0.630		0.035	0.5	2	=	0.02
GC14	1.800		5.720	1.0	2	=	20.59
GC15	1.170		0.330	0.5	2	=	0.39
GC16	1.820		6.185	1.0	2	=	22.51
GC17	1.580		0.385	0.5	2	=	0.61
GC18	0.395		0.065	0.5	2	=	0.04
GC19	0.395		2.820	0.5	2	=	1.11
GC20	3.890		5.635	1.0	2	=	43.84
GC21	0.200		0.290	1.0	2	=	0.12
GC22	8.305		5.725	1.0	2	=	95.09
GC23	3.605		4.810	1.0	2	=	34.68
GC24	2.285		0.787	1.0	2	=	3.60
TOTAL AREA "A"							643.96

B1 & B2 - TYP. FLOOR FAR							
ID	X (m)	x	Y (m)	x Multip lier	Count = (nos)		Area (sqm)
A. COVERED AREA							
FF01	4.290		3.240	1.0	1	=	13.90
FF02	16.490		13.045	1.0	1	=	215.11
FF03	6.320		6.340	1.0	1	=	40.07
FF04	3.940		6.340	1.0	1	=	24.98
FF05	2.285		1.160	1.0	2	=	5.30
FF06	5.605		1.435	1.0	2	=	10.35
FF07	7.175		2.350	1.0	2	=	33.72
FF08	1.130		5.725	1.0	2	=	12.94
FF09	12.695		9.010	1.0	2	=	228.76
FF10	1.820		0.550	1.0	2	=	2.00
FF11	0.290		0.290	1.0	2	=	0.17
FF12	0.200		0.290	1.0	2	=	0.12
TOTAL AREA "A"							587.42
B. AREA SUBTRACTION							
CC01	2.040		0.480	1.0	2	=	1.96
CC02	1.530		0.615	1.0	2	=	1.88
CC03	1.830		0.915	1.0	2	=	3.35
CC04	1.500		0.400	1.0	2	=	1.20
CC05	0.200		0.200	1.0	4	=	0.16
CC06	1.665		0.460	1.0	2	=	1.53
CC07	3.670		2.070	1.0	1	=	7.60
EL01	2.010		0.750	1.0	1	=	1.51
FH01	1.465		0.830	1.0	1	=	1.22
LV01	0.860		0.750	1.0	1	=	0.65
LW01	2.240		1.980	1.0	3	=	13.31
LW02	2.020		3.050	1.0	1	=	6.16
NF01	3.400		4.550	1.0	1	=	15.47
NF02	3.540		1.550	1.0	1	=	5.49
NF03	2.020		2.760	1.0	1	=	5.58
NF04	1.300		1.100	1.0	1	=	1.43
NF05	3.420		6.100	1.0	1	=	20.86
PS01	0.970		0.750	1.0	1	=	0.73
PS02	0.960		0.750	1.0	1	=	0.72
PS03	0.860		0.750	1.0	1	=	0.65
PS04	0.290		0.750	1.0	1	=	0.22
TOTAL AREA "B"							91.65
NET AREA "A-B" B1 & B2 - TYP. FLOOR, FAR							495.77

BUILDING IS CENTRALIZED MECHANICALLY VENTILATED ON ALL FLOOR & 100% POWER BACK UP.

UNIT CALCULATION

TOTAL NUMBER OF FLOORS	29
NO. OF UNITS PER FLOOR	2
TOTAL NO. OF UNITS	29X2= 58 UNITS

B1 & B2 - TYP FLOOR NON-FAR							
ID	X (m)	x	Y (m)	x Multip lier	Count = (nos)		Area (sqm)
A. COVERED AREA							
NF01	3.400		4.550	1.0	1	=	15.47
NF02	3.540		1.550	1.0	1	=	5.49
NF03	2.020		2.760	1.0	1	=	5.58
NF04	1.300		1.100	1.0	1	=	1.43
NF05	3.420		6.100	1.0	1	=	20.86
TOTAL AREA "A"							48.82
B. AREA SUBTRACTION							
SW01	0.300		3.000	1.0	2	=	1.80
						=	
						=	
						=	
TOTAL AREA "B"							1.80
NET AREA "A-B" B1 & B2 - TYP FLOOR, NON-FA							47.02

B1 & B2 - 1ST FLOOR BALCONY FAR							
ID	X (m)	x	Y (m)	x Multip lier	Count = (nos)		Area (sqm)
A. COVERED AREA							
BF01	0.395		2.820	0.5	2	=	1.11
BF02	0.395		0.095	0.5	2	=	0.04
BF03	1.580		0.385	0.5	2	=	0.61
BF04	0.365		0.090	0.5	2	=	0.03
BF05	0.315		0.090	0.5	2	=	0.03
BF06	1.170		0.330	0.5	2	=	0.39
BF07	1.800		0.085	1.0	2	=	0.31
BF08	0.630		0.030	0.5	2	=	0.02
BF09	10.995		0.135	1.0	2	=	2.97
BF10	10.995		0.565	0.5	2	=	6.21
TOTAL AREA "A"							11.71

TOTAL NON-FAR AREA CALCULATION AT GROUND FLOOR + (G. COVERAGE - G. FLOOR FAR)					
S.No.	G.C	-	FAR	=	NON FAR
NON- FAR AREA OF FLOOR	643.96	-	433.37	=	210.59
TOTAL NON-FAR AREA				=	210.59

TOTAL NON FAR AREA CALCULATION AT TOWER B1-1ST TO 29TH FLOORS & TOWER B2-1ST TO & 28TH FLOORS							
S.No.	PERTICULARS					=	AREA (SQM)
NON- FAR AREA OF FLOOR	A	1	X	47.02		=	47.02
TOTAL NON-FAR AREA (A)						=	47.02

TOTAL FAR AREA CALCULATION AT GROUND FLOOR						
S.No.	PERTICULARS				=	AREA (SQM)
FAR AREA OF CIRCULATION	A	1	X	433.37	=	433.37
TOTAL FAR AREA (A)					=	433.37

TOTAL FAR AREA CALCULATION AT TOWER B1 & B2 1ST FLOOR						
S.No.	PERTICULARS				=	AREA (SQM)
FAR AREA OF FLOOR	A	1	X	495.77	=	495.77
BALCONY FAR AREA OF FLOOR	B	1	X	11.71	=	11.71
TOTAL FAR AREA OF FLOOR	C=(A+B)					507.48
TOTAL FAR AREA (C)					=	507.48

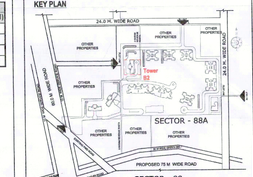
TYPICAL MECHANICAL VENTILATION CALCULATION FOR W.C.					
S.NO.	LOCATION	AREA (SQ.FT.)	HEIGHT (FT.)	VOLUME (CU.FT.)	DESIGN CFM
1.1	W.C.	8	11	93	100
SELECTED EXHAUST FAN			FAN SIZE LxBxH (mm)	EXHAUST DUCT SIZE DIAMETER (mm)	
1# 100 cfm cassette Inline fan			270x270x171	150 (OD)	

PLUMBING LEGEND

①	110 OD SWR PVC SOIL & VENT PIPE
②	110 OD SWR PVC WASTE & VENT PIPE
③	90 OD uPVC ANTI-SYPHONAGE PIPE
④	DOMESTIC WATER SUPPLY DN. TAKE PIPE
⑤	DOMESTIC WATER SUPPLY DN. TAKE PIPE FOR UPPER 3FLOOR
⑥	FLUSHING WATER SUPPLY DN. TAKE PIPE
⑦	DOMESTIC WATER SUPPLY RISER PIPE FOR O.H.T. FILLING
⑧	FLUSHING WATER SUPPLY RISER PIPE FOR O.H.T. FILLING
⑨	110 OD uPVC RAIN WATER PIPE BALCONY
⑩	110 OD uPVC RAIN WATER PIPE FOR TERRACE

D/W ID	FINISHED FRAME				LOCATION
	WIDTH mm	CILL mm	LINTEL mm	HEIGHT mm	ROOM
DT01	1500	0	2100	2700	Drawing room (Entrance)
DT02	1000	0	2400	2400	Bedroom
DT03	900	0	2400	2400	Toilet & Powder room
DT04	800	0	2400	2400	Utility Toilet
DT05	1500	0	2700	2700	Lift Lobby
DT06	1000	0	2700	2700	Changing Room,Café
DT07	900	0	3700	2700	Pantry/ Trainer's room/Wash area
DT08	800	0	2700	2700	Toilet
DT32	1200	0	2700	2700	Public Staircase
DX 01	4150	100	2700	2600	Drawing room
DX 03	3000	100	2700	2600	Drawing room, Bedroom
DX 04	2398	100	2700	2600	Drawing room
DX 06*	1485	0	2700	2700	Kitchen
DX 08	1375	0	2700	2700	Bedroom
FD 01	1200	0	2700	2700	Lobby [2hr fire rating]
FD 02	1500	0	2700	2700	Entrance[2hr fire rating]
FD 03	800	0	2700	2700	Ser Per [2hr fire rating]
FD 04	900	100	2700	2600	fHC[2hr fire rating]
FD 05	750	100	2700	2600	LI [2hr fire rating]
FD 06	1200	100	2700	2600	SL-Shaft[1hr fire rating]
WX01	1550	100	2700	2600	Staircase
WX02	1500	100	2700	2600	Study
WX03	1350	100	2700	2600	Master Bedroom
WX04	1300	100	2700	2600	Service Personal
WX05	900	100	2700	2600	Master Bedroom
WX06	800	100	2700	2600	Utility toilet
WX07	600	600	2400	1800	Powder Room,Ensuit SS Toilet
WX08	600	1200	2700	1500	Toilet, Pantry,LMR
WX09	600	1200	2400	1200	Utility toilet, Toilet
WX31	600	1200	2400	1200	Core
GL01	3000	0	BOB	BOB	Sols [1Hr fire rated]
GL03	3000	0	BOB	BOB	Basement [1Hr fire rated]
GL04	1125	0	2700	2700	SBR [1Hr fire rated]

KEY PLAN



This is a "PROVISIONAL BUILDING PLAN" approved only for the purpose of inviting objections from the general public

S.T.P.(HQ) Memb'ship Secretary B.P.A.C. | S.T.P.(G) Member B.P.A.C. | C.V.P.(Hr.) Chairman B.P.A.C.

DTP(HQ) | ATP(HQ)

AD | PA | ATP

Rajesh Dutt SE(HQ) | PSO, (HQ) Member BPAC

TO BE READ WITH THIS OFFICE MEMO NO.: DATED :

This drawing is a "COPYRIGHT" contents of this drawing or part thereof may not be used or reproduced without the permission of the Architect.

OWNER SIGN | ARCHITECT SIGN

Approved plan will be for the purpose of inviting (internal) Service only subject to comments in objections from the general public

SUBMISSION DRAWING

OWNER

M/S ASHIANA LANDCRAFT REALTY PVT. LTD.

PROJECT

REVISED BUILDING PLAN FOR GROUP HOUSING COLONY OVER AN AREA MEASURING 24.125 ACRES (LICENCE NO.42 OF 2013 DATED 06.06.2013 & LICENCE NO.46 OF 2013 DATED 08.06.2013) IN THE REVENUE ESTATE OF VILLAGE HARSARU,SECTOR -88A,GURUGRAM

SCALE	DATE
AS / 1:100	12-09-2025

DRAWING TITLE

GROUND,1ST & 29TH FLOOR PLAN,

TOWER B2

ARCHITECTS

Confluence

CONFLUENCE CONSULTANCY SERVICES
F-1, First Floor, Nitu Corporate Suites, Ishwar Nagar, New Delhi-65
www.confluenceworld.in | ccs@confluence.com
+91 11 41646358 | +91 11 41633305
Member of IGBC | ISO - 9001 : 2000

architecture urban design hospitality interiors

DRAWING NO.	REVISION
S-B2-101	R0