Building Plans Sanction and Plans will be valid for five year only.
To be read with Memo No.: 1216
Dated: 24/10/2025 10:38/10/2025 10:38

Chairman Building Plan Committee cum
Town Planner
Joint Director

Recommended for Sanction
ATP
Town Planner

SCHEDULE OF OPENINGS
RESIDENTIAL TOWERS
ALL TOWERS

Door Tag	Location	Size	Type	Door Opening Lintel	Cill	Width	Fire rating	Description
D1	Typical-Unit Main Entrance	1200x2400	Single leaf	2400		1200		Flush Door
D2	Typical-Utility	800x2400	Single leaf	2400		800		Flush Door
D3	Typical-Toilet	750x2400	Single leaf	2400		750		Flush Door
D4	Typical-Toilet	900x2400	Single leaf	2400		900		Flush Door
D5	Typical-Kitchen	900x2400	Single leaf	2400		900		Flush Door
D6	Typical-FAS	900x2400	Single leaf	2400	100	900		Sch Door
D7	Typical-Utility Toilet	750x2400	Single leaf	2400		750		Flush Door
D8	Terrace/Deck/Staircase	1100x2400	Single leaf	2400		1100		Flush Door
FD1	Staircase/Lift Anteroom	1200x2400	Single leaf	2400		1200	2	Proprietary Door
FD2	Typical-Electrical Shaft	1200x2200	Double Leaf	2400	100	1200	2	Proprietary Door
FD3	Typical-LP Shaft	800x2300	Single leaf	2400	100	800	2	Proprietary Door
FD4	Basement-Passenger Lift Lobby/ Ground Floor Inner lobby Detector	1500x2400	Double Leaf	2400		1500	2	Proprietary Door
FD5	Basement-Service Lift Lobby/ Ground Floor unit main entrance	1800x2400	Double Leaf	2400		1800	2	Proprietary Door
FD6	Refuge Floor	1200x2400	Single leaf	2400		1200	2	Proprietary Door
FD7	Typical-Plumbing Shaft/Toilets	750x1800	Single leaf	2400	600	750	30 min	Proprietary Door
FD8	Typical-Plumbing Shaft/Toilets	750x1350	Single leaf	2400	1350	750	30 min	Proprietary Door
FD9	Typical-Plumbing Shaft/Toilet	685x1800	Single leaf	2400	1800	685	30 min	Proprietary Door
FD10	Basement-DG Room	3000x3000	Double Leaf	3100	100	3000	2	Proprietary Door
FD12	Utility entrance - Refuge Floor	800x2400	Single leaf	2400		800	2	Proprietary Door
AP1	Typical-Balcony	975x2385	Single leaf	2400	600	975		Aluminium Access panel
AP2	Typical-Balcony	1225x2385	Double Leaf	2400	600	750		Aluminium Access panel
V1	Typical-Toilet	750X1200	Top hung Single leaf	2400	1200	750		Aluminium ventilator
V2	Typical-Toilet	600X1200	Top hung Single leaf	2400	1200	600		Aluminium ventilator
FD1	Transformer Room	3000x2900	Top roll	2000	100	3000	2	Proprietary Door
FD2	DTP plant room	3000x2900	Top roll	2000	100	3000	1	Proprietary Door

RESIDENTIAL TOWERS (EXT. GLAZING SCHEDULE)

Door Tag	Location	Size	Type	Lintel	Cill	Width	Fire rating	Description
GL1	Typical-Ground tower lobby	1575x5000		5000		1575		Anti_Glazing
GL2	Ground tower lobby	1795x5000		5000		1795		Anti_Glazing
GL3	Ground tower lobby	3280x5000		5000		3280		Anti_Glazing
GL4	Ground tower lobby	3600x5000		5000		3600		Anti_Glazing
GL5	Ground tower lobby	3440x5000		5000		3440		Anti_Glazing
GL6	Ground tower lobby	3630x5000		5000		3600		Anti_Glazing
GL7	Ground tower lobby	3280x5000		5000		3280		Anti_Glazing
GL8	Ground tower lobby	3280x5000		5000		3280		Anti_Glazing
GL9	Ground tower lobby	1715x5000		5000		1575		Anti_Glazing
GL10	Ground tower lobby	3280x5000		5000		3280		Anti_Glazing
GL11	Ground tower lobby	3280x5000		5000		3700		Anti_Glazing
GL12	Ground tower lobby	3930x5000		5000		3930		Anti_Glazing
GL13	Ground tower lobby	3630x5000		5000		3330		Anti_Glazing
GL14	Ground tower lobby	3330x5000		5000		3330		Anti_Glazing
GL15	Ground tower lobby	3280x5000		5000		3700		Anti_Glazing
GL16	Ground tower lobby	3930x5000		5000		3930		Anti_Glazing
GD1	Ground tower lobby	2000x5000		5000		2000		Anti_Glazing door
			8A-3BHK (Large+)+(T TYPE 1)					
GD1	Master Bedroom	1845X2600		2600	750	1845		Glazing
GD2	Bedroom-1	2000X2600		2600		2000		Glazing
GD3	Bedroom-2	1800X2600		2600		1800		Glazing
GD4	Living & Dining	3300X2600		2600		3300		Glazing
GD5	Kitchen	1650x2600		2600	1050	1650		Glazing
GD6	Utility balcony	750x2600		2600		750		Glazing
			8D-3BHK (Large+)(W TYPE 1)					
GD1	Master Bedroom	1121X2600		2600		1121		Glazing
GD2	Bedroom-1	2000X2600		2600		2000		Glazing
GD3	Bedroom-2	1800X2600		2600		1800		Glazing
GD4	Living & Dining	4500X2600		2600		4500		Glazing
GD5	Kitchen	2400x2600		2600	1050	1650		Glazing
GD6	Utility balcony	750x2600		2600		750		Glazing
			3D-3BHK (Large+)(W TYPE 2)					
GD1	Master Bedroom	1845X2600		2600	750	1845		Glazing
GD2	Bedroom-1	2000X2600		2600		2000		Glazing
GD3	Bedroom-2	1800X2600		2600		1800		Glazing
GD4	Living & Dining	4500X2600		2600		4500		Glazing
GD5	Kitchen	1650x2600		2600	1050	1650		Glazing
GD6	Utility balcony	750x2600		2600		750		Glazing
			E1- 3BHK (Small) TYPE A					
GD1	Master Bedroom	1000X2600		2600		1000		Glazing
GD2	Bedroom-1	1800X2600		2600		1800		Glazing
GD3	Bedroom-2	1100X2600		2600		1100		Glazing
GD4	Living & Dining	3800X2600		2600		3800		Glazing
GD5	Kitchen	1650x2600		2600	1050	1650		Glazing
			A3-3BHK (Large) LIT TYPE C					
GD1	Master Bedroom	1845X2600		2600	750	1845		Glazing
GD2	Bedroom-1	2000X2600		2600		2000		Glazing
GD3	Bedroom-2	1800X2600		2600		1800		Glazing
GD4	Living & Dining	4400X2600		2600		4400		Glazing
GD5	Kitchen	1650x2600		2600	1050	1650		Glazing
GD6	Utility balcony	750x2600		2600		750		Glazing

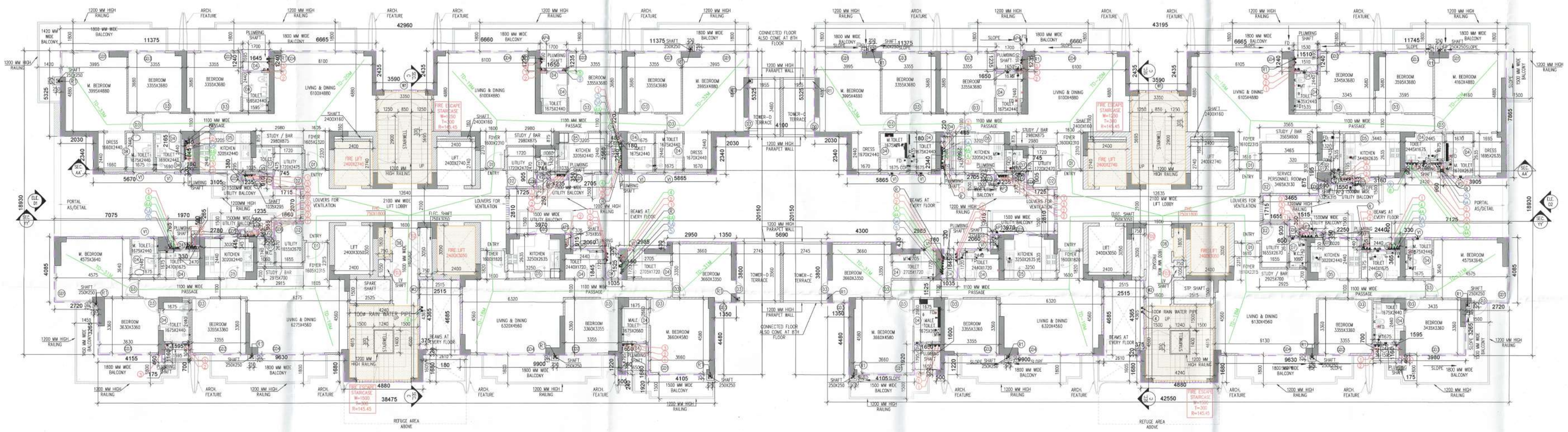

8TH FLOOR PLAN
LEVEL +29.80
NO.OF UNIT-04
TOWER-D

8TH FLOOR PLAN
LEVEL +29.80
NO.OF UNIT-04
TOWER-C

SERVICE PERSONNEL AREA
TOWER-C

PLUMBING LEGEND:-		
S.NO.	SYMBOL	DISCRIPTION
1		100# SOIL PIPE
1a		100# WASTE PIPE
1b		150# SOIL PIPE
2a		150# WASTE PIPE
3		ANTI VENT PIPE
4		DOMESTIC WATER SUPPLY PIPE
4A		DOMESTIC WATER SUPPLY BRANCH PIPE
4B		DOMESTIC WATER SUPPLY PIPE FOR TOP THREE FLOOR
5		FLUSHING WATER SUPPLY PIPE
5A		FLUSHING WATER SUPPLY BRANCH PIPE
8		DOMESTIC WATER SUPPLY RISER
9		FLUSHING WATER SUPPLY RISER
10		DOMESTIC WATER HYD. FOR CLUB
11		FLUSHING WATER HYD. FOR CLUB
R		150# RAIN WATER PIPE
R1		100# BALCONY DRAIN PIPE
R2		150# RAIN WATER PIPE
ARV		AIR RELEASE VALVE
BV		BALL VALVE

SERVICE PERSONNEL TOWER-C

GROSS -I				ADDITION				
SP1	1	X	3.465	X	3.150	=	10.845	SQM
SP2	1	X	0.320	X	0.750	=	0.240	SQM
SP3	1	X	1.320	X	2.440	=	3.221	SQM
SP4	1	X	0.740	X	0.195	=	0.144	SQM
					TOTAL	=	14.451	SQM

FAR AREA CALCULATION OF 8TH FLOOR TOWER-D

GROSS -A				ADDITION				
1	1	X	2.200	X	1.525	=	10.810	SQM
2	1	X	5.970	X	0.525	=	31.213	SQM
3	1	X	1.870	X	2.185	=	12.275	SQM
4	1	X	3.875	X	1.240	=	4.557	SQM
5	1	X	5.945	X	4.265	=	25.348	SQM
6	1	X	4.905	X	2.185	=	10.818	SQM
7	1	X	0.180	X	0.520	=	0.094	SQM
8	1	X	1.235	X	0.380	=	0.469	SQM
9	1	X	1.235	X	1.240	=	1.531	SQM
10	1	X	6.440	X	3.540	=	22.798	SQM
11	1	X	5.590	X	7.340	=	41.031	SQM
12	1	X	6.680	X	1.225	=	8.183	SQM
13	1	X	11.610	X	3.870	=	44.931	SQM
14	1	X	6.440	X	3.470	=	22.347	SQM
15	1	X	4.665	X	2.560	=	11.942	SQM
16	1	X	3.500	X	1.235	=	4.323	SQM
17	1	X	1.235	X	0.350	=	0.432	SQM
18	1	X	8.075	X	5.325	=	42.980	SQM
19	1	X	5.660	X	2.340	=	13.724	SQM
20	1	X	10.035	X	3.930	=	39.436	SQM
21	1	X	10.200	X	2.640	=	40.368	SQM
22	1	X	5.660	X	2.340	=	13.244	SQM
23	1	X	1.970	X	0.915	=	1.803	SQM
24	1	X	1.235	X	0.445	=	0.550	SQM
25	1	X	0.330	X	1.350	=	0.446	SQM
26	1	X	4.545	X	0.685	=	3.094	SQM
27	1	X	4.665	X	0.760	=	3.545	SQM
28	1	X	2.720	X	4.085	=	11.111	SQM
29	1	X	4.155	X	0.700	=	2.909	SQM
30	1	X	5.750	X	5.895	=	33.839	SQM
31	1	X	0.175	X	0.405	=	0.071	SQM
32	1	X	4.610	X	6.585	=	30.360	SQM
33	1	X	2.265	X	2.640	=	5.980	SQM
34	1	X	4.880	X	1.685	=	8.218	SQM
35	1	X	0.320	X	0.375	=	0.120	SQM
36	1	X	3.075	X	4.685	=	14.406	SQM
37	1	X	6.030	X	6.630	=	39.979	SQM
38	1	X	1.035	X	4.785	=	4.952	SQM
39	1	X	0.180	X	0.320	=	0.058	SQM
40	1	X	1.020	X	0.240	=	0.245	SQM
41	1	X	0.260	X	0.240	=	0.062	SQM
42	1	X	1.105	X	1.605	=	7.882	SQM
43	1	X	0.755	X	5.830	=	34.127	SQM
44	1	X	0.180	X	0.320	=	0.058	SQM
45	1	X	1.380	X	1.350	=	1.863	SQM
				TOTAL		=	602.443	SQM
GROSS – B				DEDUCTION(STOPTY)				
A	2	X	2.400	X	3.050	=	14.640	SQM
A1	2	X	2.400	X	2.740	=	13.152	SQM
A2	2	X	2.400	X	0.160	=	0.768	SQM
B	1	X	0.750	X	1.050	=	0.788	SQM
C	1	X	0.750	X	1.800	=	1.350	SQM
D	1	X	0.750	X	1.050	=	0.788	SQM
E	1	X	2.825	X	1.500	=	3.788	SQM
F	1	X	0.750	X	0.340	=	0.255	SQM
G	1	X	1.035	X	0.320	=	0.331	SQM
H	1	X	1.035	X	0.270	=	0.279	SQM
I	1	X	0.375	X	0.855	=	0.321	SQM
				TOTAL		=	38.838	SQM
GROSS – C				DEDUCTION(STAIRCASE)				SQM
ST1	1	X	3.390	X	5.695	=	19.076	SQM
ST2	1	X	4.240	X	4.503	=	19.092	SQM
				TOTAL		=	38.168	SQM

TOTAL FAR AREA OF 8TH FLOOR	=	GROSS –A	-	GROSS – B	-	GROSS – C	
	=	602.443	-	38.838	-	38.168	
	=	525.250	SQM				
TOTAL BUILTUP AREA OF 8TH FLOOR	=	FAR AREA	+	GROSS – C			
	=	525.250	+	38.168			
	=	563.418	SQM				
NON FAR AREA OF 8TH FLOOR	=	BUILTUP AREA	-	FAR AREA			
	=	563.418	-	525.250			
	=	38.168	SQM				

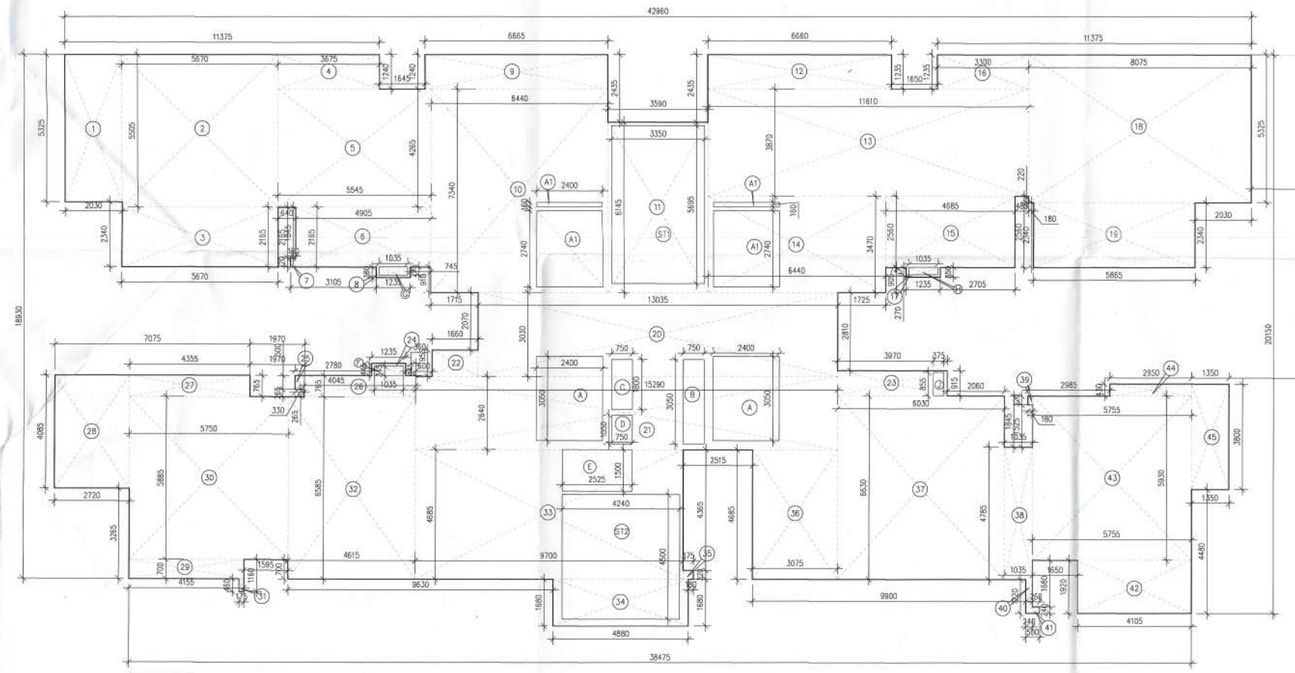

AREA CALCULATION OF
8TH FLOOR PLAN
TOWER-D

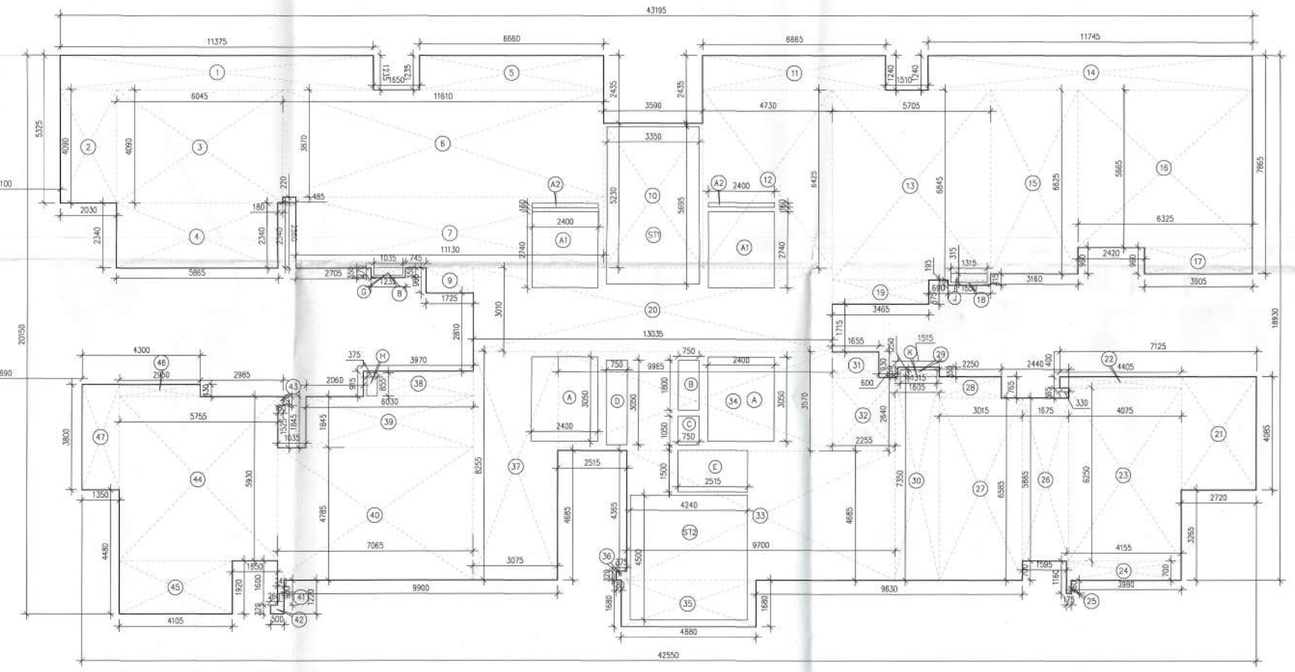

AREA CALCULATION OF
8TH FLOOR PLAN
TOWER-C

FAR AREA CALCULATION OF 8TH FLOOR TOWER-C

GROSS –A				ADDITION				
1	1	X	11.375	X	1.235	=	14.046	SQM
2	1	X	2.030	X	4.090	=	8.303	SQM
3	1	X	0.350	X	0.350	=	0.123	SQM
4	1	X	6.945	X	1.940	=	13.724	SQM
5	1	X	6.800	X	1.235	=	8.325	SQM
6	1	X	11.610	X	3.870	=	44.931	SQM
7	1	X	11.130	X	2.855	=	28.483	SQM
8	1	X	1.235	X	0.380	=	0.432	SQM
9	1	X	1.725	X	0.905	=	1.561	SQM
10	1	X	9.590	X	1.605	=	15.776	SQM
11	1	X	6.865	X	1.240	=	8.513	SQM
12	1	X	6.440	X	3.540	=	22.798	SQM
13	1	X	9.705	X	4.040	=	39.181	SQM
14	1	X	11.745	X	1.240	=	14.564	SQM
15	1	X	3.160	X	6.520	=	20.608	SQM
16	1	X	6.325	X	5.665	=	35.831	SQM
17	1	X	3.905	X	0.560	=	2.187	SQM
18	1	X	1.910	X	0.195	=	0.372	SQM
19	1	X	3.465	X	0.875	=	3.032	SQM
20	1	X	10.035	X	3.010	=	30.205	SQM
21	1	X	5.660	X	2.340	=	13.244	SQM
22	1	X	4.605	X	0.405	=	1.865	SQM
23	1	X	4.075	X	0.250	=	25.489	SQM
24	1	X	4.155	X	0.700	=	2.909	SQM
25	1	X	0.175	X	0.460	=	0.081	SQM
26	1	X	0.875	X	2.195	=	1.920	SQM
27	1	X	3.015	X	6.585	=	19.854	SQM
28	1	X	2.260	X	0.760	=	1.718	SQM
29	1	X	1.895	X	1.350	=	2.558	SQM
30	1	X	1.895	X	0.590	=	1.118	SQM
31	1	X	0.895	X	0.660	=	1.026	SQM
32	1	X	2.265	X	2.640	=	5.980	SQM
33	1	X	3.700	X	4.880	=	18.056	SQM
34	1	X	9.995	X	3.570	=	35.679	SQM
35	1	X	4.880	X	1.685	=	8.218	SQM
36	1	X	0.375	X	0.320	=	0.120	SQM
37	1	X	3.075	X	4.685	=	14.406	SQM
38	1	X	3.705	X	6.030	=	22.339	SQM
39	1	X	0.550	X	1.845	=	1.015	SQM
40	1	X	7.260	X	4.785	=	34.735	SQM
41	1	X	0.240	X	0.855	=	0.216	SQM
42	1	X	2.850	X	0.550	=	1.568	SQM
43	1	X	0.180	X	0.320	=	0.058	SQM
44	1	X	4.755	X	5.830	=	27.718	SQM
45	1	X	4.105	X	1.605	=	7.992	SQM
46	1	X	1.350	X	3.660	=	4.941	SQM
47	1	X	1.350	X	3.660	=	4.941	SQM
				TOTAL		=	663.390	SQM
GROSS – B				DEDUCTION(STOPTY)				
A	2	X	2.400	X	3.050	=	14.640	SQM
A1	2	X	2.400	X	2.740	=	13.152	SQM
A2	2	X	2.400	X	0.160	=	0.768	SQM
B	1	X	0.750	X	1.050	=	0.788	SQM
C	1	X	0.750	X	1.050	=	0.788	SQM
D	1	X	0.750	X	1.800	=	1.350	SQM
E	1	X	2.825	X	1.500	=	3.788	SQM
F	1	X	0.750	X	0.340	=	0.255	SQM
G	1	X	1.035	X	0.320	=	0.331	SQM
H	1	X	1.035	X	0.270	=	0.279	SQM
I	1	X	0.375	X	0.855	=	0.321	SQM
J	1	X	1.315	X	0.315	=	0.414	SQM
K	1	X	1.315	X	0.315	=	0.414	SQM
				TOTAL		=	38.191	SQM
GROSS – C				DEDUCTION(STAIRCASE)				SQM
ST1	1	X	3.390	X	5.695	=	19.076	SQM
ST2	1	X	4.240	X	4.503	=	19.092	SQM
				TOTAL		=	38.168	SQM

TOTAL FAR AREA OF 8TH FLOOR	=	GROSS –A	-	GROSS – B	-	GROSS – C	
	=	663.390	-	38.191	-	38.168	
	=	587.031	SQM				
TOTAL BUILTUP AREA OF 8TH FLOOR	=	FAR AREA	+	GROSS – C			
	=	587.031	+	38.168			
	=	625.179	SQM				
NON FAR AREA OF 8TH FLOOR	=	BUILTUP AREA	-	FAR AREA			
	=	625.179	-	587.031			
	=	38.168	SQM				

Note :-

1. BUILDING HAS AUTOMATIC SPRINKLER SYSTEM WHEREVER REQUIRED BY NBC.
2. BUILDING WILL BE DESIGNED (STRUCTURES) AS PER RELEVENT IS CODES FOR EARTH QUAKE RESISTANCE.
3. POWER BACKUP/ MECHANICAL VENTILATED SHAFTS.

PROJECT:

PROPOSED BUILDING PLAN FOR PHASE-2 & 2A OF GROUP HOUSING SITE PLOT NO. GH-03 SITUATED AT SECTOR-80, MANESAR AREA ADMEASURING 22501 SQMTS BEING DEVELOPED BY CONSCIENT INFRASTRUCTURE PVT. LTD.

ASSOCIATE ARCHITECTS

ASSOCIATES
PLOT NO-408 SEC-37C GURGAON(PH-9560794794)

OWNER'S SEAL & SIGNATURE

ARCHITECT'S SEAL & SIGNATURE

Ar. Ravinder Kumar
CA/2012/35971
Mob.: 8871006033

SEP.- 2025	Scale -1:100	
Drawing Title:- TOWER-C&D 8TH FLOOR PLAN & AREA DIAGRAM		Drawing No:- T-05