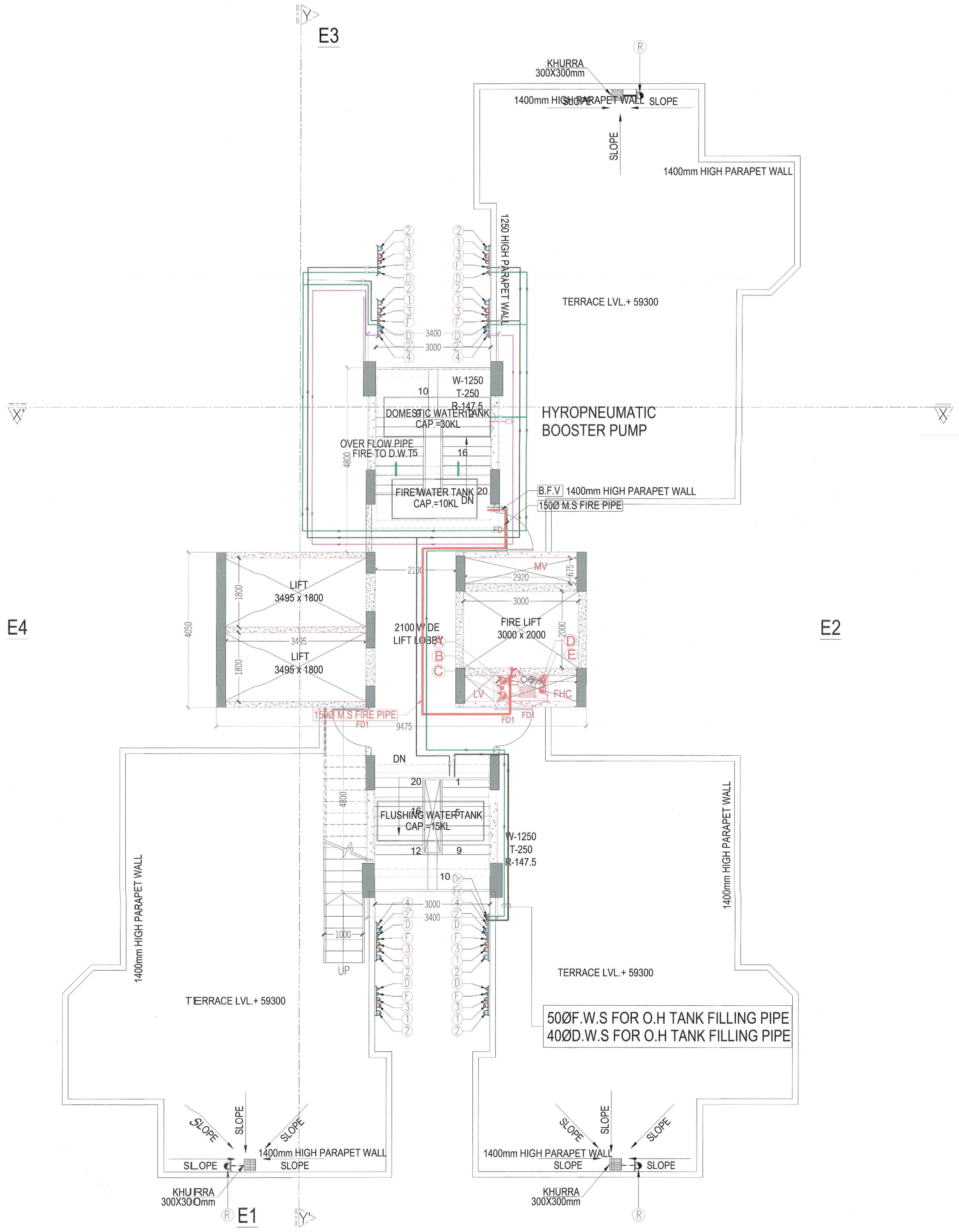

TERRACE FLOOR PLAN
TOWER - H
LVL+59300

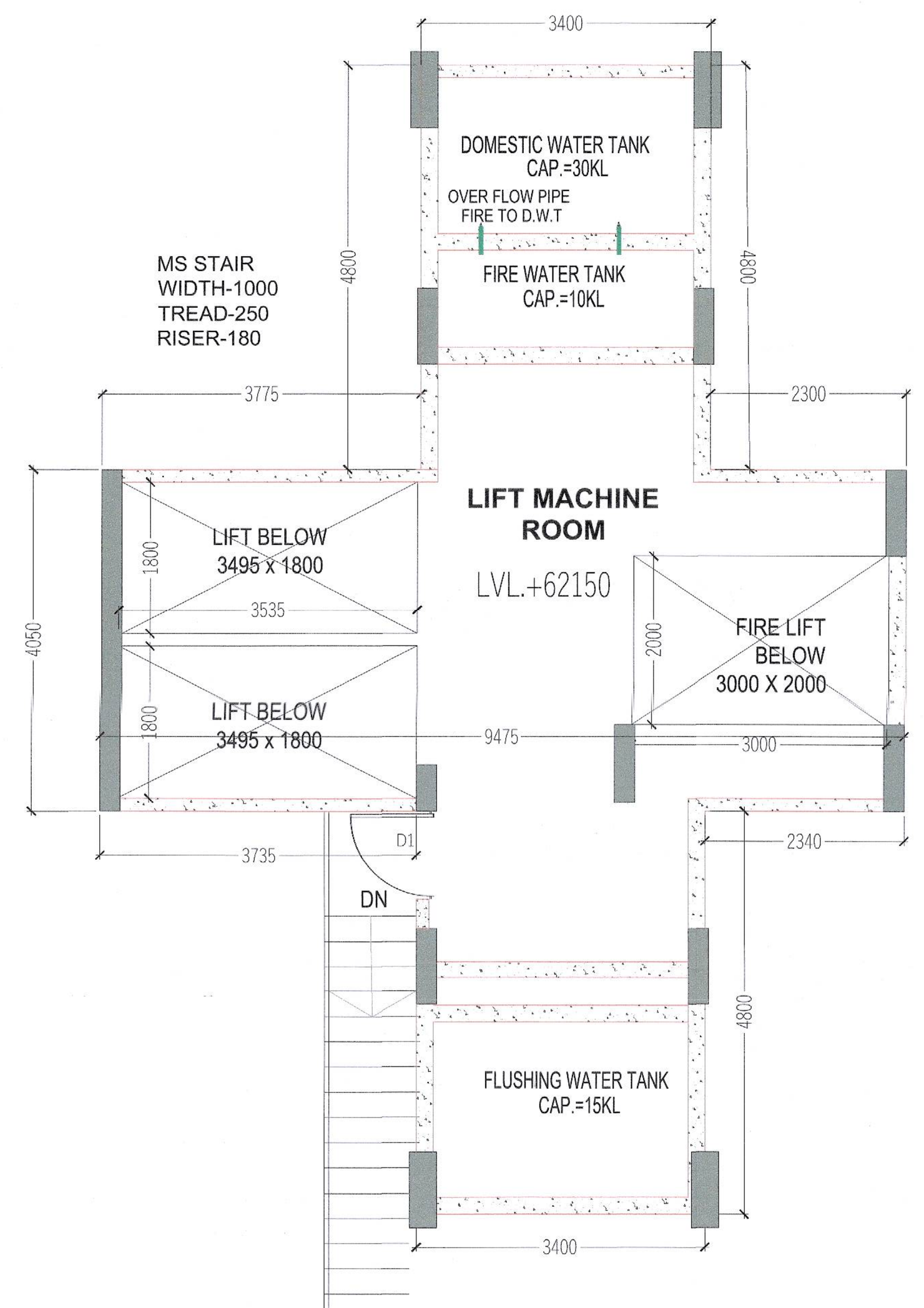

MACHINE ROOM PLAN

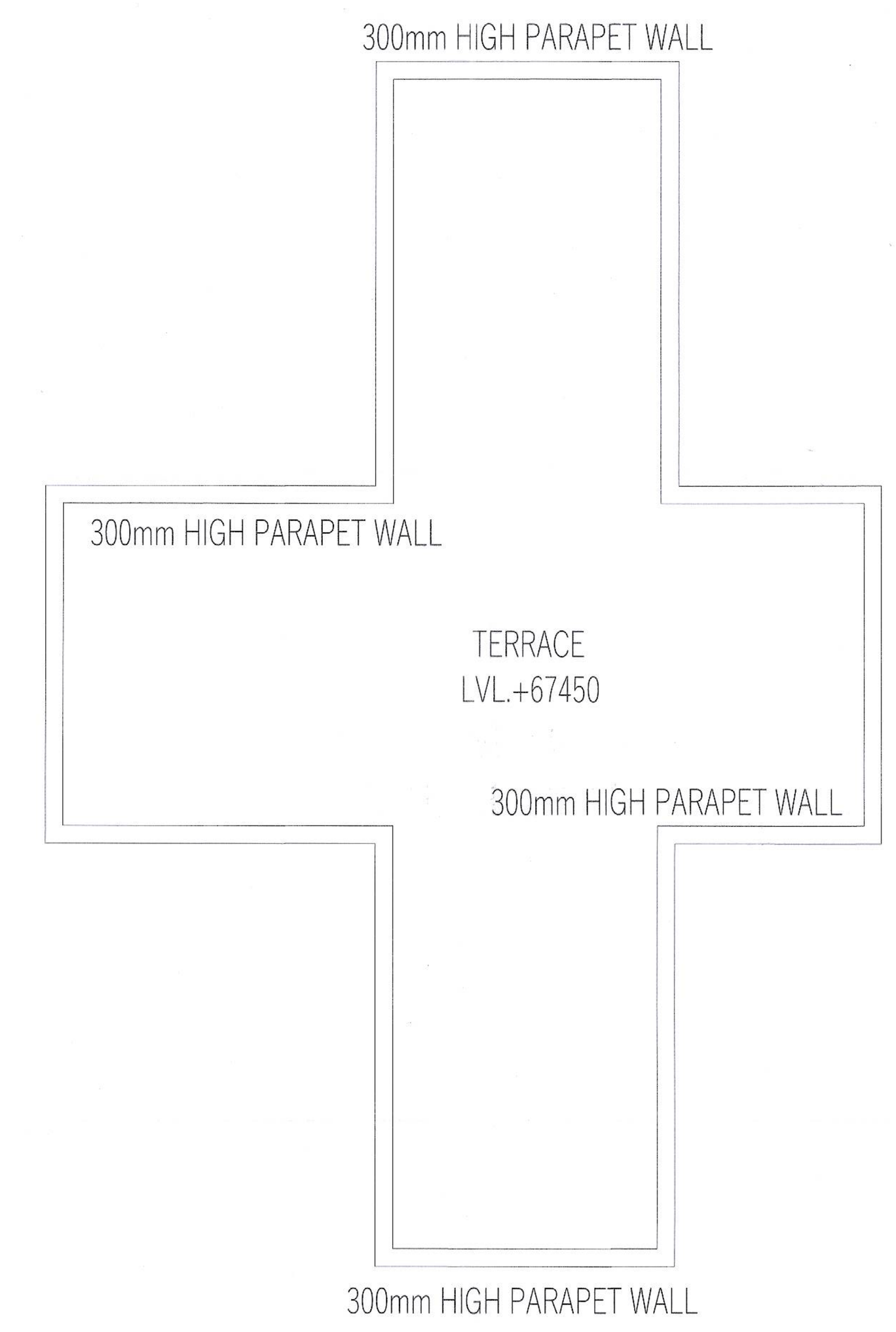

TOP TERRACE PLAN

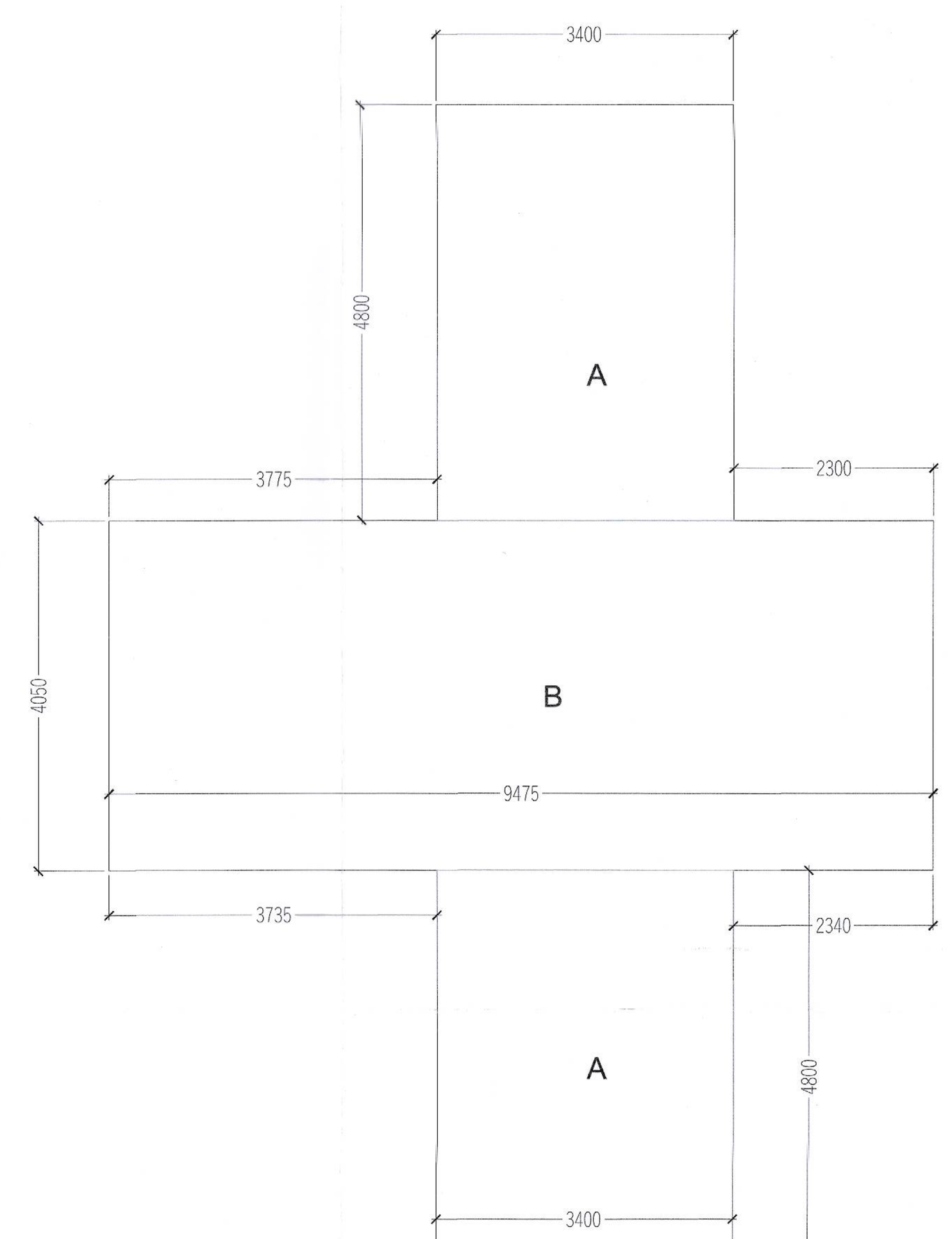

MUMTY AREA DIAGRAM

DOOR WINDOW SCHIDULE

NAME	WIDTH	HEIGHT	CILL	LINTEL
DW1	1750	2450	600	2450
DW2	2000	2450	600	2450
DW3	1500	2450	1050	2450
DW4	1435	2450	600	2450
DW5	1800	2450	1050	2450
DW6	2275	2450	600	2450
DW7	2670	2450	600	2450
D1	1050	2450	--	2450
D2	900	2150	--	2150
D3	750	2150	--	2150
V1/PV	600	2450	1500	2450
FD	1500	2450	00	2450
FD1	1240	2450	00	2450
FD2	760	2450	00	2450
FD3	1250	2450	00	2450
FD4	1200	2450	00	2450
FD5	900	2450	00	2450

FIRE FIGHTING LEGEND:-	
A	150Ø SPRINKLER PIPE
B	150Ø FIRE HYDRANT PIPE
C	80Ø DRAIN PIPE
⊗	CO2 FIRE EXTINGUISHER 4.5 Kg CAP ISI MARKED
◎	WATER CO2 FIRE EXTINGUISHER 9LTR CAP ISI MARKED
FHC	FIRE HOSE CABINET

PLUMBING LEGEND:-	
①	110 OD uPVC SOIL & VENT PIPE
②	110 OD uPVC WASTE & VENT PIPE
③	75 OD uPVC VENT PIPE
④	DOMESTIC WATER SUPPLY UPPER TWO FLOOR
Ⓓ	DOMESTIC WATER SUPPLY
Ⓕ	FLUSHING WATER SUPPLY
Dr	DOMESTIC WATER SUPPLY RISER
Fr	FLUSHING WATER SUPPLY RISER
Ⓡ	110 OD uPVC RAIN WATER PIPE
R1	75 OD uPVC RAIN WATER PIPE FOR BALCONY DRAIN
FT	FLOOR TRAP
FD	FLOOR DRAIN
COP	CLEAN OUT PLUG

MUMTY MACHINE ROOM AREA					
ADDITIONS					
S.N.O.	NO.	PREFIX	LENGTH	BREATH	AREA
A	2	1	3.400	4.800	32.640
B	1	1	9.475	4.050	38.374
TOTAL ADDITION					71.014
SUBTRACTIONS					
1	0	0	0.000	0.000	0.000
TOTAL SUBTRACTION					0.000
TOTAL MUMTY MACHINE ROOM AREA					**71.014**

TOTAL F.A.R. (TOWER - H)	
STILT FLOOR F.A.R. AREA	80.016
TOTAL F.A.R. ON FIRST TO 18TH FLOOR 415.114 X18)	7472.052
19TH FLOOR F.A.R. AREA	223.988
TOTAL F.A.R.	**7776.056**

BUILT UP AREA (TOWER-H)	
TOTAL F.A.R.	7776.056
MUMTY MACHINE ROOM AREA	71.014
STILT PARKING AREA	632.474
STILT FLOOR SERVICES AREA	31.380
STAIR AREA (21 X 19)	399.000
TOTAL BUILT UP AREA	**8909.924**

This is a "PROVISIONAL BUILDING PLAN" approved only for the purpose of inviting Objections from the general public

S.T.P.(HQ) Member Secretary B.P.A.C. — S.T.P.(E) Member B.P.A.C. — C.T.P.(HR) Chairman B.P.A.C.

JD. — P.A. — A.T.P — JD(HQ) — ATP(HQ) — FSO (HQ) Member BPAC

Checked ... (Internal) ... in forwarding ... 15734 dt. 13/3/26

Chief Engineer (HQ) ... HSVP, Panchkula

SANCTIONED
TO BE READ WITH THIS OFFICE MEMO NO. 11690 DATED: 09-04-26

LEGEND:-

- STRUCTURAL WALL/COLUMN
- 150mm R.C.C. NON STRUCTURAL WALL
- 75mm R.C.C. NON STRUCTURAL WALL
- 100mm R.C.C. NON STRUCTURAL WALL

NOTES:-

1. ALL DIMENSIONS IN MM.
2. All INTERNAL WALLS ARE 75MM AND EXTERNAL WALLS ARE 150MM THICK RCC WALL.
3. LIFT SHALL BE WITH 100% POWER BACKUP.
4. D1 & FD1 IS 1HR FIRE RATED .
5. FD IS 2HR FIRE RATED.

PROJECT:-

APPROVAL OF REVISED BUILDING PLANS OF PHASE-II FALLING IN AFFORDABLE GROUP HOUSING COLONY OVER AN AREA MEASURING 9.684 ACRES (LICENSE NO.236 OF 2023 DATED 02.11.2023 AND LICENSE NO.269 OF 2023 DATED 28.12.2023) IN SECTOR-36,SOHNA BEING DEVELOPED BY 4S DEVELOPERS PVT.LTD.

ARCHITECT :-
VAAR CONSULTANTS LLP
ARCHITECTURE , INTERIORS , PLANNING
Unit.No.303,Ninex Time Center, Suncity,Sector.-54,Golf Course Road,Gurgaon
O :- 0124-4284293 M:- 0-9899158486 Mail :- ar.vikas.ahlawat@gmail.com

OWNERS SIGNATURE:- For 4S Developers Pvt. Ltd. Authorised Signatory

ARCHITECT SIGNATURE:- AR. JITENDER, Office-201 Shivam Complex Opp. Sec-14 Old Delhi Road Gurugram CA/2013/59974

DRAWING TITLE :

TOWER-H

TERRACE, OHT FLOOR PLAN & AREA CALCULATION

DATE:- SEP-2025

SCALE:- 1:80 (A1)

SHEET NO. T-H-05