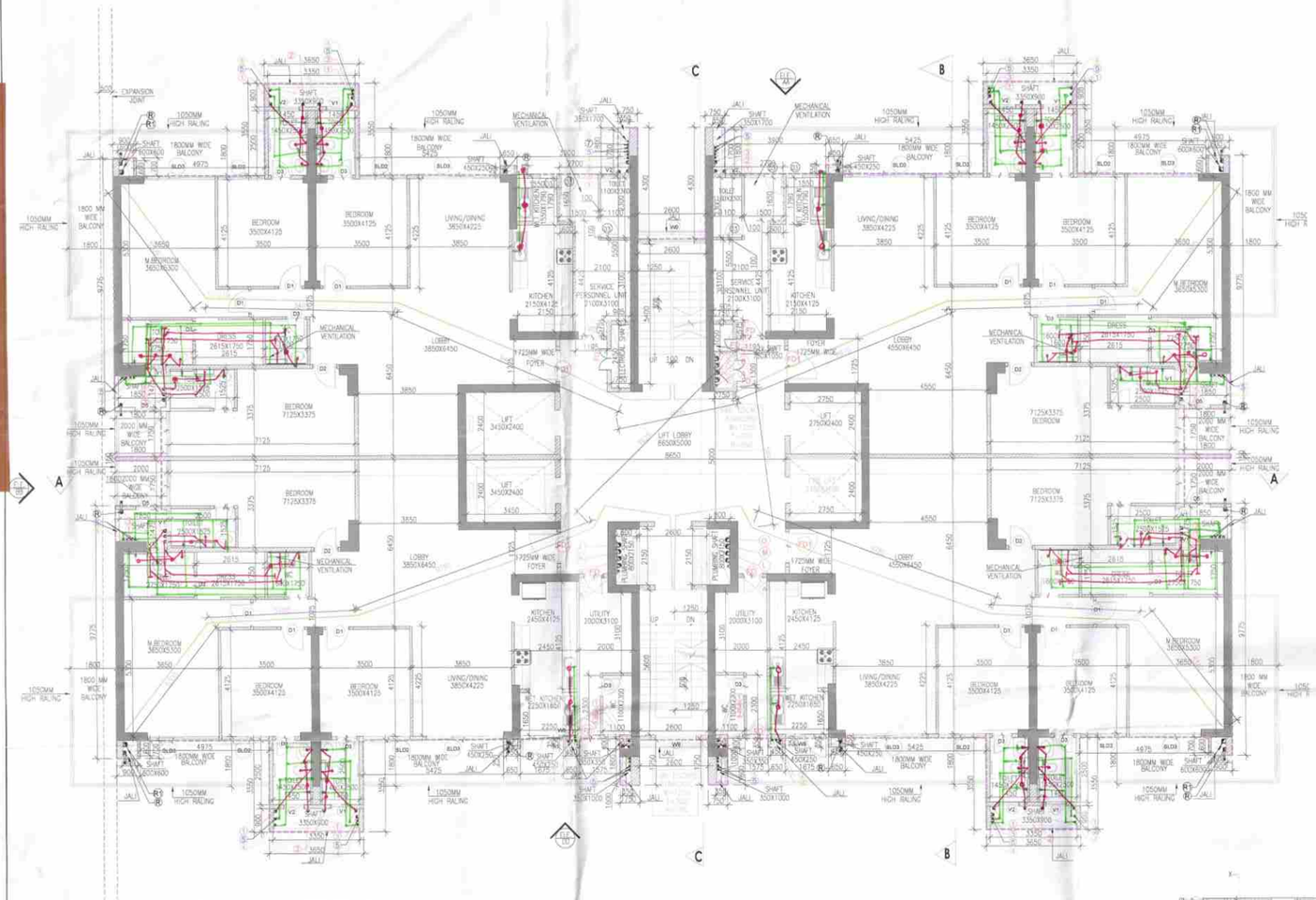

TYPICAL FLOOR PLAN
(36TH & 40TH TO 44TH FLOOR)
TOWER –2

TYPICAL FLOOR	FLOOR LEVEL	UNITS	SERVICE PERSONNEL UNIT
36th FLOOR	LVL +124500	4	2
40th FLOOR	LVL +137500	4	2
41st FLOOR	LVL +140750	4	2
42nd FLOOR	LVL +144000	4	2
43rd FLOOR	LVL +147250	4	2
44th FLOOR	LVL +150500	4	2
	TOTAL = 24		12

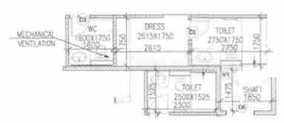

SECTION XX

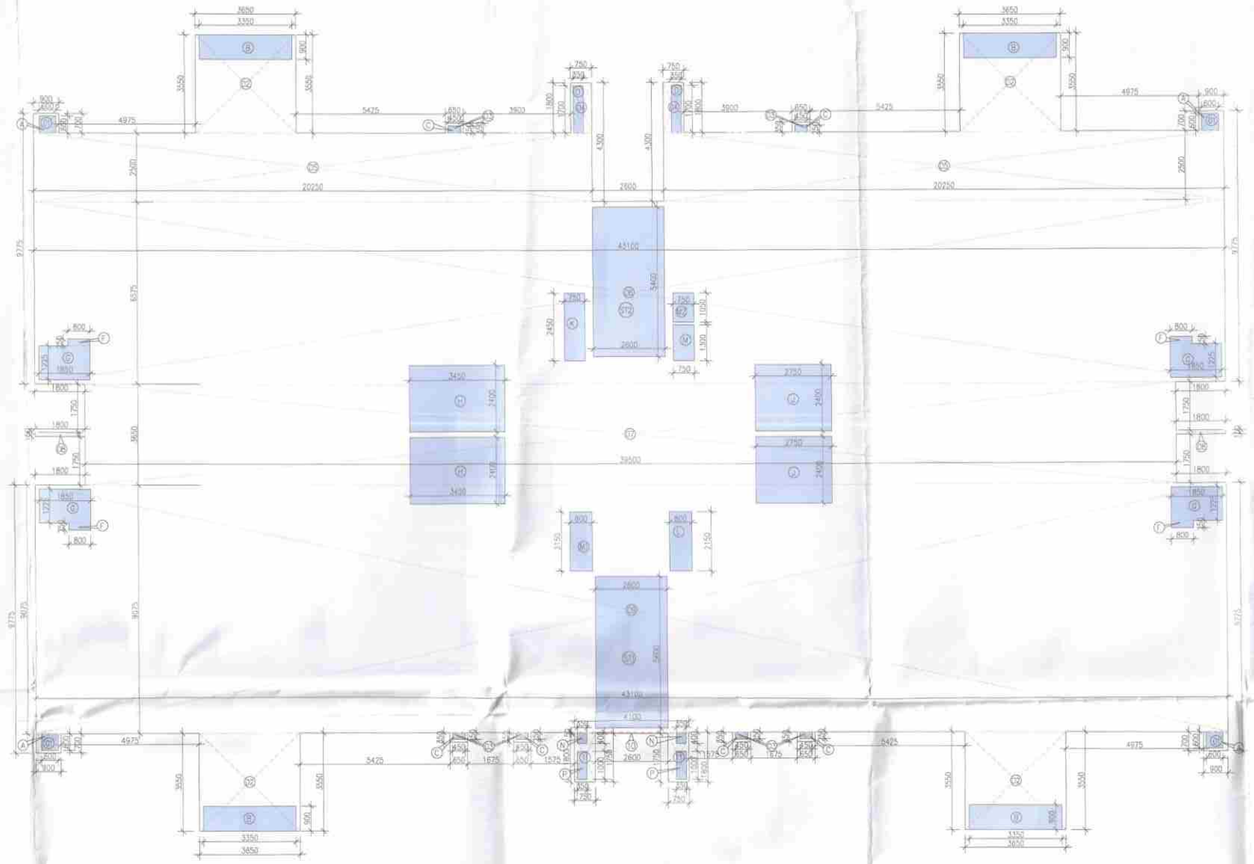

AREA CALCULATION OF
TYPICAL FLOOR PLAN
(36TH&40TH TO 44TH FLOOR)
TOWER –2

FAR AREA CALCULATION OF (36TH &40TH TO 44TH FLOOR) TYPICAL FLOOR (TOWER-2)									
GROSS – 1									
1	=	4	X	0.900	X	0.700	=	2.520	SQM
2	=	4	X	3.650	X	3.550	=	51.830	SQM
3	=	6	X	0.650	X	0.350	=	1.365	SQM
4	=	2	X	0.750	X	1.800	=	2.700	SQM
5	=	2	X	20.250	X	2.500	=	101.250	SQM
6	=	1	X	43.100	X	6.575	=	283.383	SQM
7	=	1	X	39.500	X	3.650	=	144.175	SQM
8	=	2	X	1.800	X	0.150	=	0.540	SQM
9	=	1	X	43.100	X	9.075	=	391.133	SQM
10	=	1	X	4.100	X	0.050	=	0.205	SQM
11	=	2	X	0.750	X	1.750	=	2.625	SQM
TOTAL AREA							=	981.725	SQM
GROSS -2 DEDUCATION AREA									
A	=	4	X	0.600	X	0.600	=	1.440	SQM
B	=	4	X	3.350	X	0.900	=	12.060	SQM
C	=	6	X	0.450	X	0.250	=	0.675	SQM
D	=	2	X	0.350	X	1.700	=	1.190	SQM
F	=	4	X	0.800	X	0.250	=	0.800	SQM
G	=	4	X	1.850	X	1.225	=	9.065	SQM
H	=	2	X	3.450	X	2.400	=	16.560	SQM
J	=	2	X	2.750	X	2.400	=	13.200	SQM
K	=	1	X	0.750	X	2.450	=	1.838	SQM
L	=	1	X	0.800	X	2.150	=	1.720	SQM
M	=	1	X	0.750	X	1.300	=	0.975	SQM
M1	=	1	X	0.800	X	2.150	=	1.720	SQM
M2	=	1	X	0.750	X	1.050	=	0.788	SQM
N	=	2	X	0.350	X	0.400	=	0.280	SQM
P	=	2	X	0.350	X	1.000	=	0.700	SQM
TOTAL AREA							=	63.010	SQM
GROSS -3(STAIRCASE DEDUCATION AREA)									
ST1	=	1	X	2.600	X	5.600	=	14.560	SQM
ST2	=	1	X	2.600	X	5.400	=	14.040	SQM
TOTAL AREA							=	28.600	SQM
FAR AREA OF TYPICAL FLOOR	GROSS – 1			-	GROSS –2		-	GROSS –3	
	981.725				63.010		-	28.600	
	890.115			SQM					
BUILT-UP AREA OF TYPICAL FLOOR	FAR AREA			+	GROSS-3				
	890.115			+	28.600				
	918.715			SQM					
NON FAR AREA OF TYPICAL FLOOR	BUILT-UP AREA			-	FAR AREA				
	918.715				890.115				
	28.600			SQM					

AREA CALCULATION OF SERVICE PERSONNEL UNIT 36TH & 40TH TO 44TH,45TH FLOOR (TOWER-2)									
GROSS – 1									
S1	=	1	X	2.700	X	1.650	=	4.455	SQM
S2	=	1	X	1.195	X	4.425	=	5.288	SQM
S3	=	1	X	0.905	X	3.850	=	3.484	SQM
TOTAL AREA							=	13.227	SQM

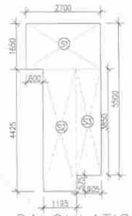

AREA CALCULATION OF
SERVICE PERSONNEL UNIT 36TH &
36TH & 40TH TO 44TH,45TH
TOWER–2

Typical Mechanical Ventilation Calculation for WC												
Tower-8-Toilet Exhaust sheet												
S. No.	LOCATIONS	Toilet Dimension in (mtr)		Toilet Area	Toilet Area	Toilet Height		Toilet Volume	Toilet Design	Selected Exhaust Fan	Fan Size	Exhaust Duct Size
		Length	Width	in (Sq Mtr)	in (Sq Ft)	in (mtr)	in (ft)	in (Cu.ft)	in (CFM)		LxBxH (mm)	Diameter (mm)
1	Typical Mechanical Ventilation Calculation for WC											
1.1	ENTRANCE TOILET	2.275	1.675	3.81	41.08	2.70	8.86	364	73	1#100 CFM, Inline Fan	300x250x180	110 (OD)

35TH FLOOR REFUGE AREA TOWER-2									
GROSS – A									
R1	=	1	X	1.375	X	2.425	=	3.334	SQM
R2	=	1	X	5.425	X	4.425	=	24.006	SQM
R3	=	1	X	5.025	X	1.800	=	9.045	SQM
R4	=	1	X	1.975	X	4.125	=	8.147	SQM
R5	=	1	X	0.900	X	3.700	=	3.330	SQM
R6	=	1	X	1.100	X	0.875	=	0.963	SQM
					TOTAL		=	48.824	SQM
TOTAL REFUGE AREA	=	GROSS – A							
	=	48.824							
GROSS AREA OF TYPICAL FLOOR		=	981.825	SQM					
GROSS AREA OF TYPICAL FLOOR		=	981.825						
		=	1963.650	SQM					
REFUGE AREA REQUIRED	=	(1963.650X3.3)/12.5		+	ADDITIONAL SPACE TO ACCOMMODATE WHEEL CHAIR SPACE @0.9 SQM PER 200 POPULATION				
	=	47.128		+	0.9				
	=	48.028		SQM					
REFUGE AREA PROVIDED	=	48.824							

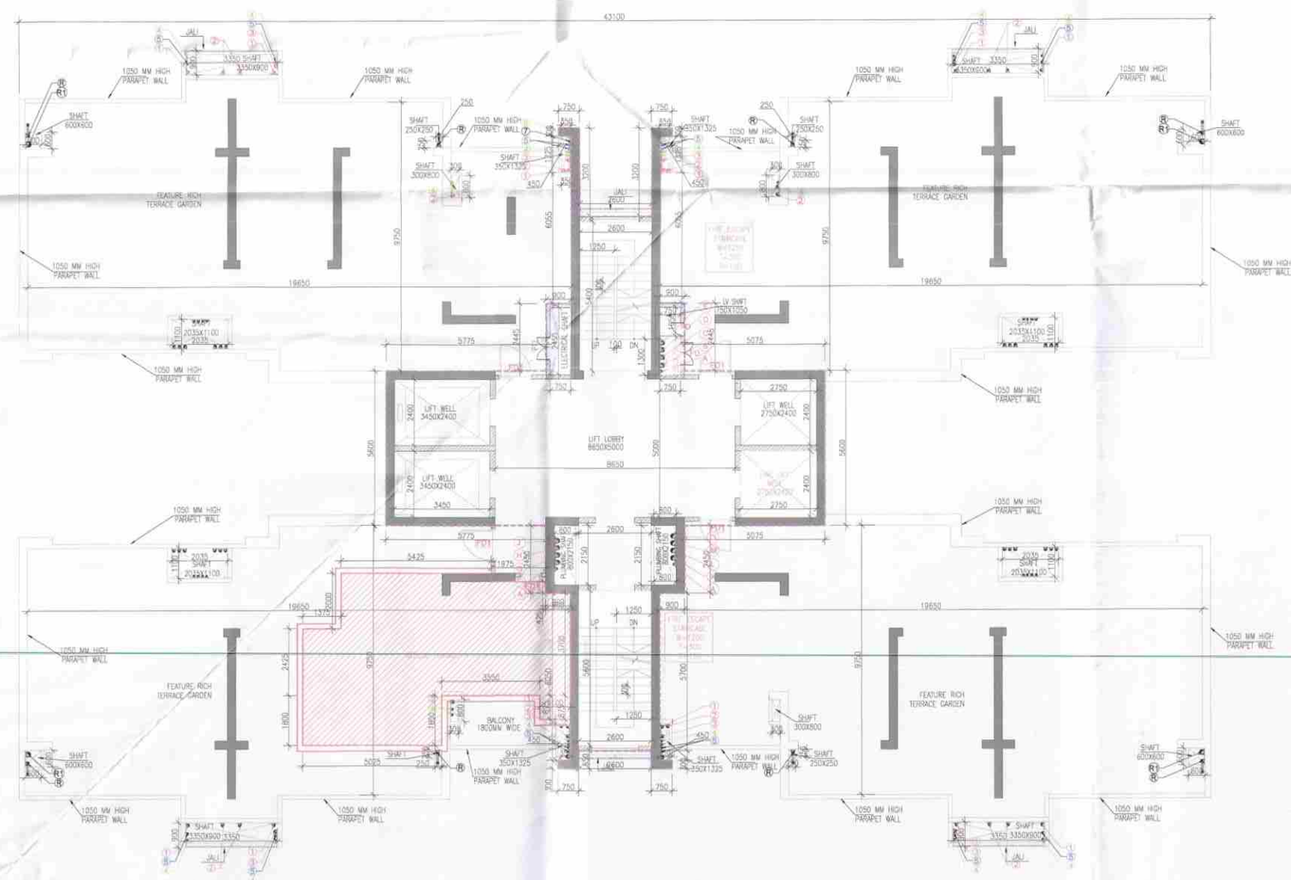

35TH SERVICE FLOOR ROOF/
LANDSCAPE FLOOR PLAN
TOWER 2
LVL. +120000

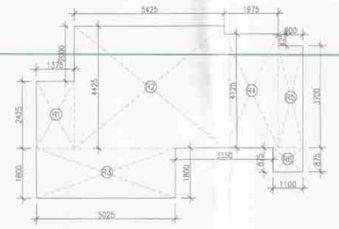

AREA CALCULATION OF
REFUGE AREA

PLUMBING LEGEND–

F	110 OD SOIL PIPE	
F	110 OD WASTE PIPE	
F	75 OD VENT PIPE	
F	50MM COLD WATER PIPE	
F	FLUSHING WATER SUPPLY PIPE	
F	25MM COLD WATER PIPE FOR BIBCOCK	
F	15MM COLD WATER SUPPLY PIPE FOR SHOWER	
R	110 OD RAIN WATER PIPE FOR BALCONY	
RT	160 OD RAIN WATER PIPE FOR TERRACE	
BD	BALCONY DRAIN	

FIRE FIGHTING LEGEND

S. No.	SYMBOL	DESCRIPTION
1.		SIGNAGE
2.		DRY RISER IN DRAIN PIPE
3.		DRY RISER LIE PIPE
4.		LOW MOUNTANT PIPE
5.		CO2 FIRE EXTINGUISHER 4.5 KG CAP (TO MARKED)
5		WATER CO2 FIRE EXTINGUISHER 9LTR CAP (TO MARKED)

AREA CALCULATION OF MUMTY MACHINE ROOM (TOWER-2)									
GROSS – 1									
M1	=	4	X	0.450	X	0.300	=	0.540	SQM
M2	=	2	X	0.300	X	0.650	=	0.390	SQM
M3	=	1	X	3.200	X	5.700	=	18.240	SQM
M4	=	1	X	5.000	X	2.450	=	12.250	SQM
M5	=	1	X	15.850	X	5.600	=	88.760	SQM
M6	=	1	X	3.200	X	5.600	=	17.920	SQM
M6A	=	2	X	0.900	X	2.445	=	4.401	SQM
M7	=	2	X	0.300	X	3.200	=	1.920	SQM
						TOTAL	=	144.421	SQM

Door Schedule - T1 (TYPICAL FLOORS)				
NO.	WIDTH	HEIGHT	SILL	DESCRIPTION
DW1	1650	2400		
D1	1200	2400		
D2	950	2400		
D3	750	2400		
D4	2650	2400		
D5	1000	2100	300	
FD	900	2400		FIRE DOOR (1 HOUR)
FD1	1200	2400		FIRE DOOR (1 HOUR)
FD1F	1200	2400		FIRE DOOR (2 HOUR)
FD2	1500	2100	300	FIRE DOOR (1 HOUR)

Window Schedule - T1 (TYPICAL FLOORS)			
NO.	WIDTH	HEIGHT	SILL
SLD1A	5425	2400	
SLD1	3650	2400	
SLD2	1725	2400	
SLD3	3000	2400	
W4	1250	2400	
W5	1500	1500	900
W6	5475	2400	
W6A	2400	2400	
W7	2050	2400	
W8	1800	2400	
W9	1800	1800	600
V1	800	2100	300
V2	800	1200	
V3	600	2100	300

Note :-

1. BUILDING HAS AUTOMATIC SPRINKLER SYSTEM WHEREVER REQUIRED BY NBC.
2. BUILDING WILL BE DESIGNED (STRUCTURES) AS PER RELEVENT IS CODES FOR EARTH QUAKE RESISTANCE.
3. WC SHALL BE MECHANICALLY LIGHT & VENTILATED WHEREVER REQUIRED.
4. BUILDING HAS 100% POWER BACKUP.

Note :-

"We, hereby, undertake to pay EESDC for 33kV PPB @ Rs.31 Lakh per MVA as per notification dated 27th Sept 2023 regulation no. HERC/34/2016/2nd Amendment (2023"

S.T.P.(HQ) Member Secretary B.P.A.C. | S.T.P.(G) Member B.P.A.C. | CTP(HR) Chairman B.P.A.C.

DTP(HQ) AD PA ATP

JCD(HQ) Member EPAC

Rajesh Dutt SD(HQ)

SANCTIONED
TO BE READ WITH THIS OFFICE
MEMO NO.:
DATED :

PROJECT:
PROPOSED BUILDING PLAN FOR MIX LAND USE COLONY (99.00% RESIDENTIAL COMPONENT + 1.00% COMMERCIAL COMPONENT) UNDER TOD POLICY DATED 09.02.2016 FOR AN AREA MEASURING 4.00 ACRES (LICENCE NO. 141 OF 2024 DATED 11.11.2024 IN SECTOR 88–A, GURUGRAM BEING DEVELOPED BY DEVASYA DEVELOPERS PVT. LTD.

OWNER'S SEAL & SIGNATURE

Checked and found ok for Public Health (Internal) Service only subject to comments in forwarding letter No. 2614 dt 24/06/2025

ARCHITECT'S SEAL & SIGNATURE

Superintending Engineer (HQ) for Chief Engineer-I HSVP, Panchkula

Ar. Ravinder Kumar
CA/2012/55871
Mob.: 9871004573

DEC.–2024. | Scale : 1:100

Drawing Title:–
TOWER-02
35TH SERVICE FLOOR PLAN ROOF / LANDSCAPE FLOOR PLAN, 36TH & 40TH TO 44TH FLOOR & AREA CALCULATION

Drawing No:–
T2-04