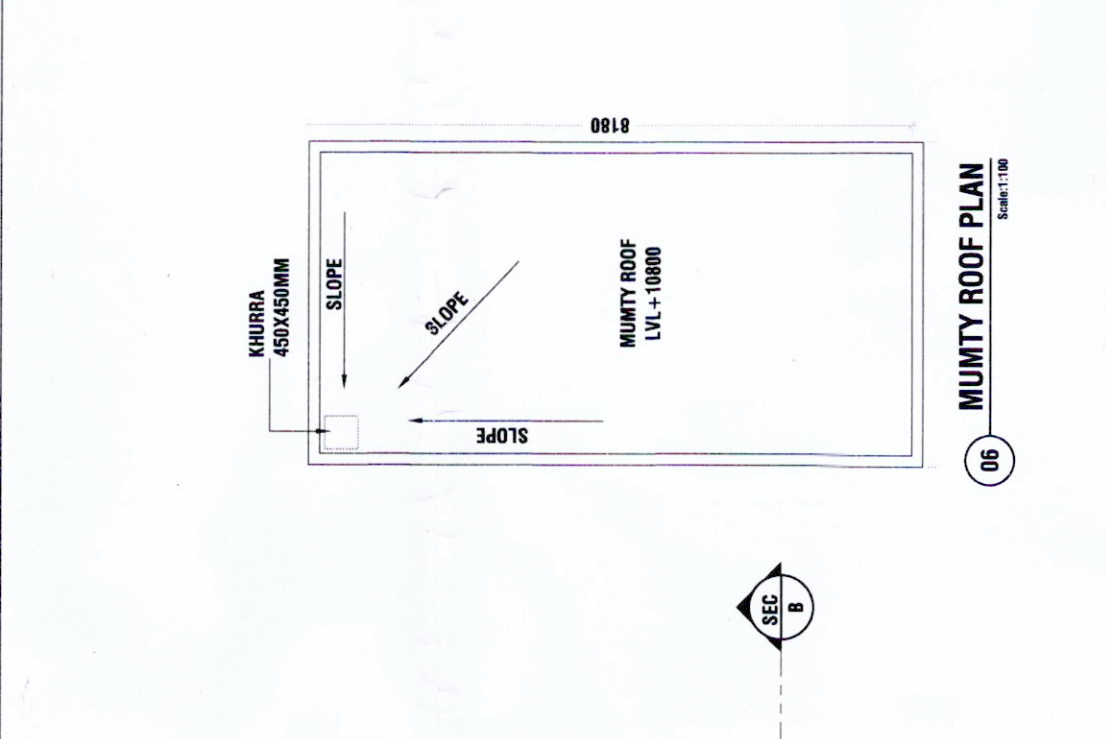


02 PLAN AT TERRACE LEVEL



05 MUMTY ROOF PLAN

07 MUMTY BUILT UP AREA

02

S.No.	NAME	SHAPE	LENGTH (L)	WIDTH (B)	HEIGHT (H)	FORMULA	AREA	QUANTITY	TOTAL AREA
1	ADDITION - XX	Rectangle	17.750	11.000	--	(L X B)	195.250	1	195.250
2. DEDUCTION - YY									
1	1	Rectangle	10.800	0.250	--	(L X B)	2.700	2	5.400
2	2	Rectangle	0.300	0.100	--	(L X B)	0.030	2	0.060
3	3	Rectangle	1.375	0.200	--	(L X B)	0.275	2	0.550
TOTAL AREA IN COMMUNITY HALL									199.240

05

S.No.	NAME	SHAPE	LENGTH (L)	WIDTH (B)	HEIGHT (H)	FORMULA	AREA	QUANTITY	TOTAL AREA
1	ADDITION - XX	Rectangle	17.750	11.000	--	(L X B)	195.250	1	195.250
2. DEDUCTION - YY									
1	1	Rectangle	10.800	0.250	--	(L X B)	2.700	2	5.400
2	2	Rectangle	0.300	0.100	--	(L X B)	0.030	2	0.060
3	3	Rectangle	1.375	0.200	--	(L X B)	0.275	2	0.550
TOTAL AREA IN CRECHE									189.240

07

S.No.	NAME	SHAPE	LENGTH (L)	WIDTH (B)	HEIGHT (H)	FORMULA	AREA	QUANTITY	TOTAL AREA
1	REQUIRED AREA (AS ZONING)						185.810	50M	
2	PROPOSED AREA						189.240	50M	
AREA SUMMARY - ANGANWADI/CRECHE									
1	REQUIRED AREA (AS ZONING)						185.810	50M	
2	PROPOSED AREA						189.240	50M	

03

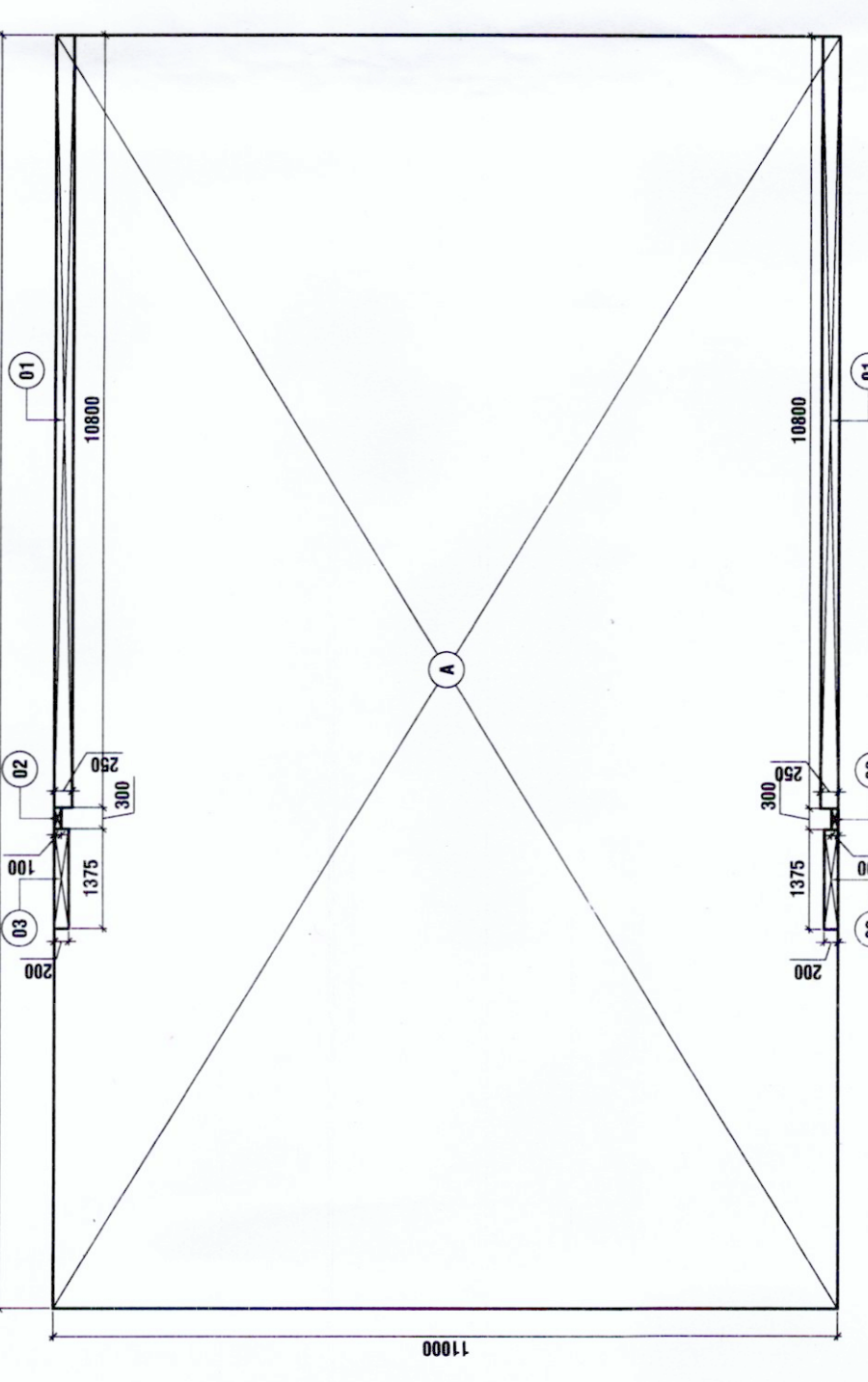
S.No.	NAME	SHAPE	LENGTH (L)	WIDTH (B)	HEIGHT (H)	FORMULA	AREA	QUANTITY	TOTAL AREA
1	ADDITION - XX	Rectangle	35.500	11.000	--	(L X B)	390.500	1	390.500
2	B	Rectangle	4.200	8.350	--	(L X B)	34.985	1	34.985
TOTAL ADDITION									425.485
2. DEDUCTION - YY									
1	1	Rectangle	1.375	0.200	--	(L X B)	0.275	4	1.100
2	2	Rectangle	0.300	0.100	--	(L X B)	0.030	4	0.120
3	3	Rectangle	21.800	0.250	--	(L X B)	5.400	2	10.800
TOTAL DEDUCTION									12.920
ADDITION (XX) - DEDUCTION (YY)									413.466

04

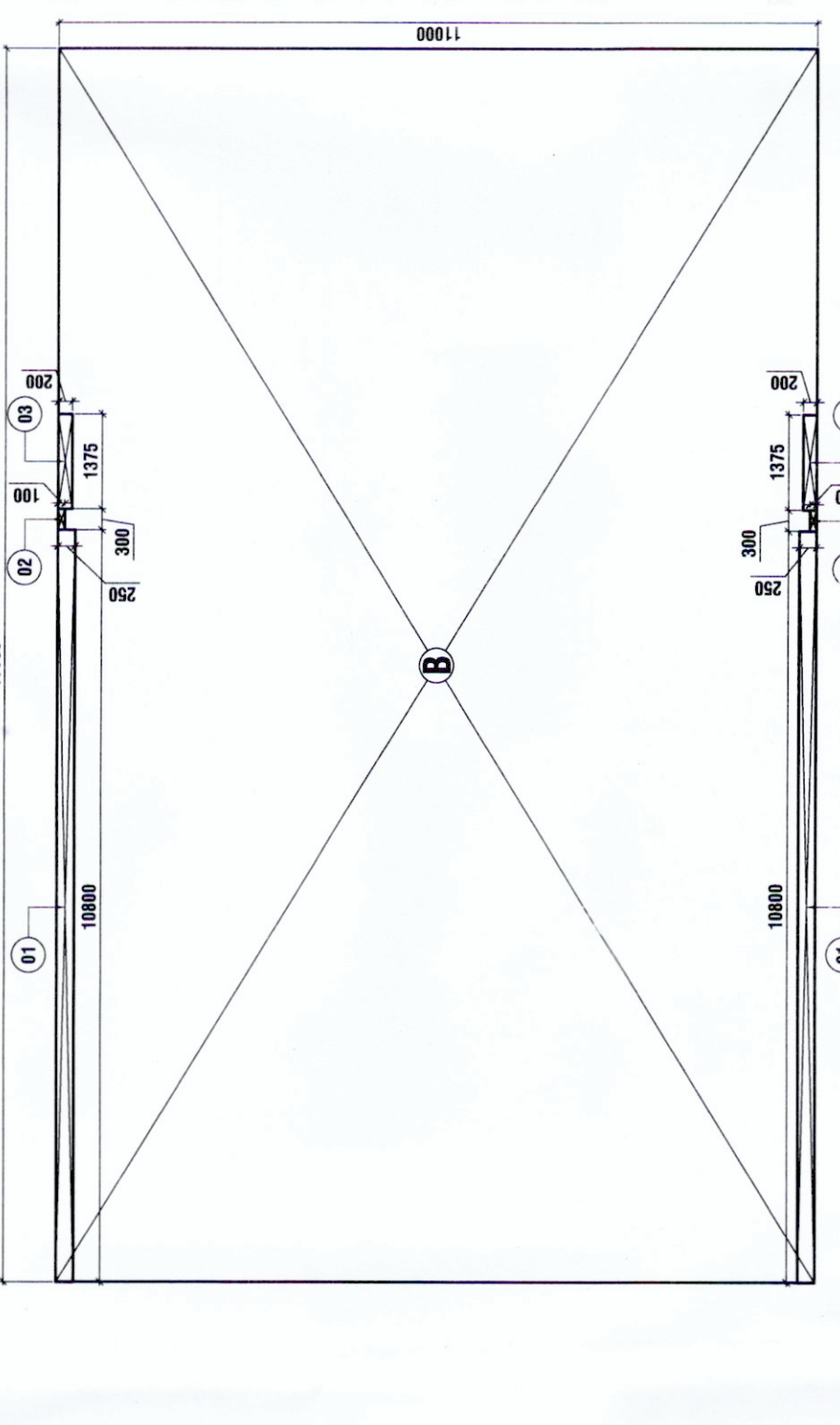
S.No.	NAME	SHAPE	LENGTH (L)	WIDTH (B)	HEIGHT (H)	FORMULA	AREA	QUANTITY	TOTAL AREA
1	ADDITION - XX	Rectangle	17.750	11.000	--	(L X B)	195.250	1	195.250
2. DEDUCTION - YY									
1	1	Rectangle	10.800	0.250	--	(L X B)	2.700	2	5.400
2	2	Rectangle	0.300	0.100	--	(L X B)	0.030	2	0.060
3	3	Rectangle	1.375	0.200	--	(L X B)	0.275	2	0.550
TOTAL AREA IN CRECHE									189.240

06

S.No.	NAME	SHAPE	LENGTH (L)	WIDTH (B)	HEIGHT (H)	FORMULA	AREA	QUANTITY	TOTAL AREA
1	REQUIRED AREA (AS ZONING)						185.810	50M	
2	PROPOSED AREA						189.240	50M	
AREA SUMMARY - ANGANWADI/CRECHE									
1	REQUIRED AREA (AS ZONING)						185.810	50M	
2	PROPOSED AREA						189.240	50M	



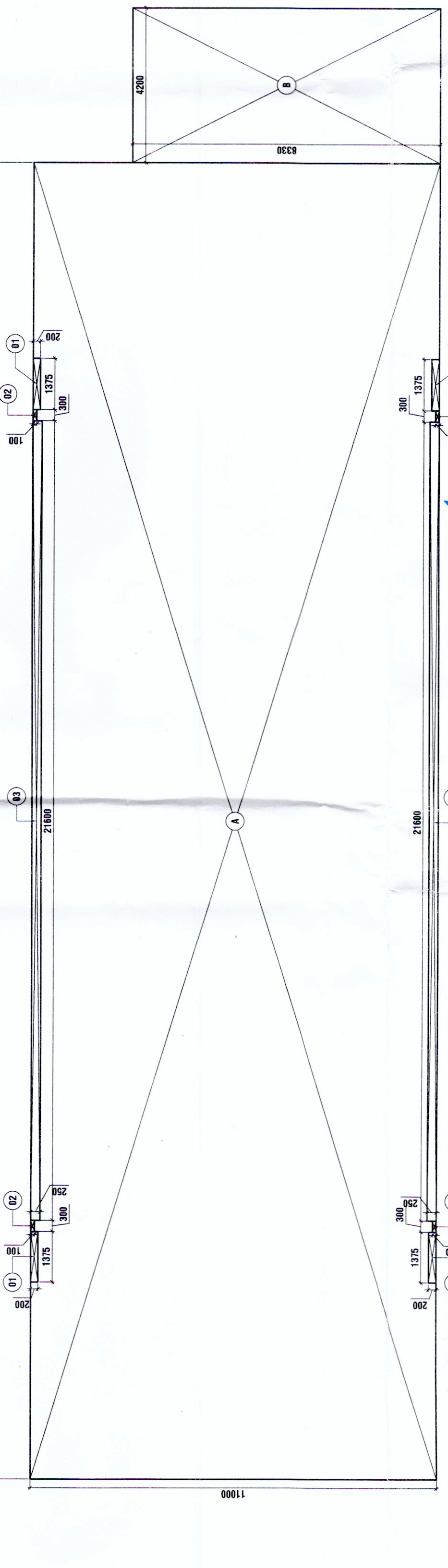
03 COMMUNITY HALL AREA DIAGRAM



04 CRECHE AREA DIAGRAM

06

S.No.	NAME	SHAPE	LENGTH (L)	WIDTH (B)	HEIGHT (H)	FORMULA	AREA	QUANTITY	TOTAL AREA
1	ADDITION - XX	Rectangle	35.500	11.000	--	(L X B)	390.500	1	390.500
2	B	Rectangle	4.200	8.350	--	(L X B)	34.985	1	34.985
TOTAL ADDITION									425.485
2. DEDUCTION - YY									
1	1	Rectangle	1.375	0.200	--	(L X B)	0.275	4	1.100
2	2	Rectangle	0.300	0.100	--	(L X B)	0.030	4	0.120
3	3	Rectangle	21.800	0.250	--	(L X B)	5.400	2	10.800
TOTAL DEDUCTION									12.920
ADDITION (XX) - DEDUCTION (YY)									413.466



06 COMMUNITY AND CRECHE AREA DIAGRAM

DESIGN FORUM INTERNATIONAL  
 K-47, KAILASH COLONY, NEW DELHI-110048  
 PHONE NO.: 011-46556680

OWNER'S SIGNATURE  
 ARCHITECT'S SIGNATURE

CLIENT:  
 M/S BLOSSOM PVT. LTD.

PROJECT:  
 PROPOSED BUILDING PLANS OF AFFORDABLE GROUP HOUSING COLONY ADMEASURING 6.675 ACRES (LICENSE NO.09 OF 2022 DATED 31-01-2022) BEING DEVELOPED IN VILLAGE HARSARU, SECTOR 88-B, GURIGRAM BY M/S. BLOSSOM PROPERTIES PVT. LTD. AND OTHER LAND OWNERS IN COLLABORATION WITH M/S MAHIRA HOMES PVT. LTD.

DRAWING TITLE:  
 COMMUNITY & CRECHE CUM ANGANWADI PLAN & AREA DIAGRAMS

SHEET NO. 22  
 SCALE: 1:100  
 DATE: 24.02.2022

DOOR WINDOW SCHEDULE

S.No.	Type	Size of Opening	Chill Level	Description
1	D1	1800 x 2400	00	Entry Door
2	D2	900 x 2100	00	Pantry Toilet Entry Door
3	D3	750 x 2100	00	WC Entry Door
5	D4	1200 x 2100	00	Handicapped Toilet Entry Door
6	G1	1800 x 2400	450	Glass Door
7	S0	1250 x 2400	00	Shutters

ARCHITECT (I/O): STP  
 MEMBER SOCIETY: Member Society, Anand Chatterjee EPC, BPC, etc.  
 ARCHITECT (I/O): CTP/CPA  
 MEMBER SOCIETY: Member Society, Anand Chatterjee EPC, BPC, etc.  
 MEMBER SOCIETY: Member Society, Anand Chatterjee EPC, BPC, etc.  
 MEMBER SOCIETY: Member Society, Anand Chatterjee EPC, BPC, etc.