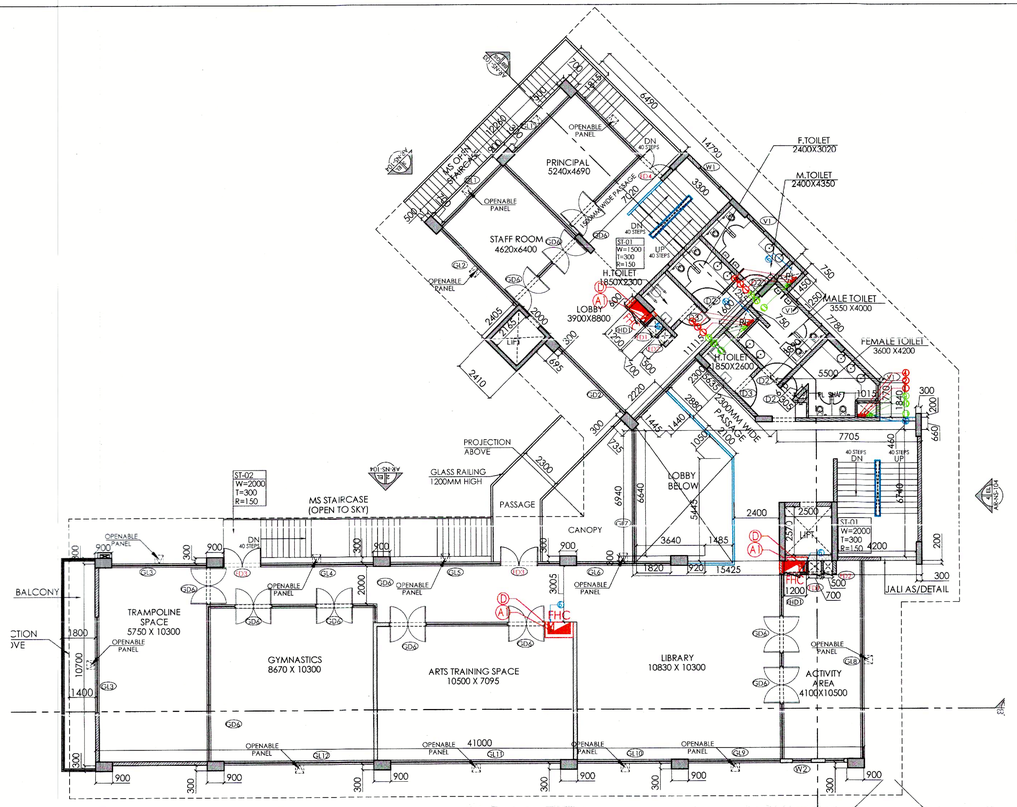

FIRST FLOOR PLAN

SCALE 1:150

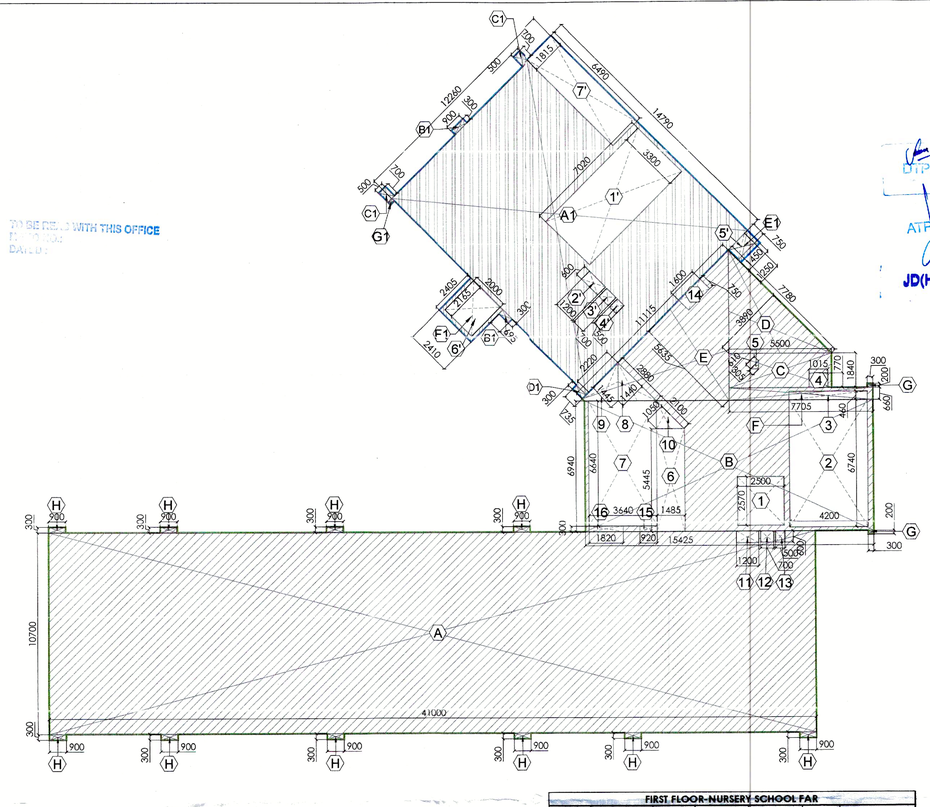

FIRST FLOOR FAR AREA DIAGRAM

SCALE 1:150

TO BE RETURNED WITH THIS OFFICE

This is a "PROVISIONAL BUILDING PLAN" approved only for the purpose of inviting Objections from the general public

S.T.P.(HQ) Member Secretary B.P.A.C.

S.T.P.(G) Member B.P.A.C.

C.T.P.(HR.) Chairman B.P.A.C.

Executive Engineer (HQ) HSVP, Panchkula

for Chief Engineer

DOOR/WINDOW SCHEDULE (NURSERY SCHOOL & COMMUNITY BUILDING-04)					
S.NO.	DOOR TAGS			FIRE RATINGS	
DOORS & WINDOWS					
1	GL1	4600	5200	0	
2	GL2	8000	5200	0	
3	GD1	4850	5200	0	
4	GD2	2800	5200	0	
5	GD3	4600	5200	0	
6	GD4	6550	5200	0	
7	GD5	2000	5200	0	
8	V1	850	5200	1200	
9	GL4	4610	5150	0	
10	D2	1075	2400	0	
11	D3	1200	2400	0	
12	W1	1500	B.O.B	0	
13	GD6	2000	5200	0	
14	GL3	5050	5200	0	
15	GL4	5965	5200	0	
16	GL5	5950	5200	0	
17	GL6	5020	5200	0	
18	GL7	6940	5200	0	
19	GL8	10500	5200	0	
20	GL9	4900	5200	0	
21	GL10	5020	5200	0	
22	GL11	9100	5200	0	
23	GL12	7970	5200	0	
24	W2	1000	5200	900	
25	GL13	2900/4900	2400	0	
26	FD3	1250	2400	0	
27	FD1	700	2400	100	
28	FD2	500	2400	100	

NOTES:-

- VRV System is being provided.
- Full DG power back up is being provided.
- Toilets are mechanical ventilated.
- All lifts shall have 100% power back-up.
- All electrical installations shall be as per provision of NBC.
- Fire-fighting/safety provisions will be as per relevant NBC provisions.
- Basement area shall have mechanically ventilated as per relevant code.
- All toilets are ventilated as per Haryana building code 2017.
- Building has automatic sprinkler system wherever required by nbc.
- Building will be designed (structures) as per relevant i.s. codes for earthquake resistance.
- Solar panels of required capacity shall be provided on roof top as per hareda/zoning norms.
- All handicap ramps with railing.
- All fire fighting installations shall be as per provision of nbc.
- The rainwater harvesting system shall be provided as per central ground water Authority norms.
- Complete building is centrally air-conditioned.

NURSERY SCHOOL STAIRCASE CALCULATION			
NURSERY SCHOOL - GROUND FLOOR			
	GROSS AREA (SQ.M)	POPULATION	STAIRCASE WIDTH REQUIRED (MM)
GROSS AREA @1.4 SQ.M. PP	119.97	85.69	
CIRCULATION SPACE @65QM. PP	42.53	7.09	
TOTAL POPULATION	163	92.78	927.81
NURSERY SCHOOL - FIRST FLOOR			
	GROSS AREA (SQ.M)	POPULATION	STAIRCASE WIDTH REQUIRED (MM)
GROSS AREA(@ 1.4 SQ.M. PP)	175.71	125.51	
CIRCULATION SPACE @65QM. PP	82.92	13.82	
TOTAL POPULATION	259	139.33	1393.27
COMMUNITY BUILDING-04 STAIRCASE CALCULATION			
COMMUNITY BUILDING-04 GROUND FLOOR			
	GROSS AREA (SQ.M)	POPULATION	STAIRCASE WIDTH REQUIRED (MM)
GROSS AREA(@ 1.4 SQ.M. PP)	119.90	85.64	
CIRCULATION SPACE @65QM. PP	42.35	7.06	
TOTAL POPULATION	162.25	92.70	927.01
COMMUNITY BUILDING-04 FIRST FLOOR			
	GROSS AREA (SQ.M)	POPULATION	STAIRCASE WIDTH REQUIRED (MM)
GROSS AREA(@ 1.4 SQ.M. PP)	457.99	327.14	
CIRCULATION SPACE @65QM. PP	98.11	16.35	
TOTAL POPULATION	556.1	343.49	3434.87

FIRST FLOOR NON FAR AREA-COMMUNITY BUILDING-04						
S.NO.	SHAPE	WIDTH	LENGTH	COEFFE.	NOS.	AREA (SQ M)
2	RECTANGLE	4.200	6.740	1.000	1	28.308
3	RECTANGLE	4.200	0.460	1.000	1	1.932
GROSS-2 (TOTAL NON FAR AREA)						30.240

FIRST FLOOR BUA-COMMUNITY BUILDING-04	
GROSS-1	533
GROSS-2	30
GROSS-3 (TOTAL BUA AREA)	562.792



KEY PLAN

N.T.S

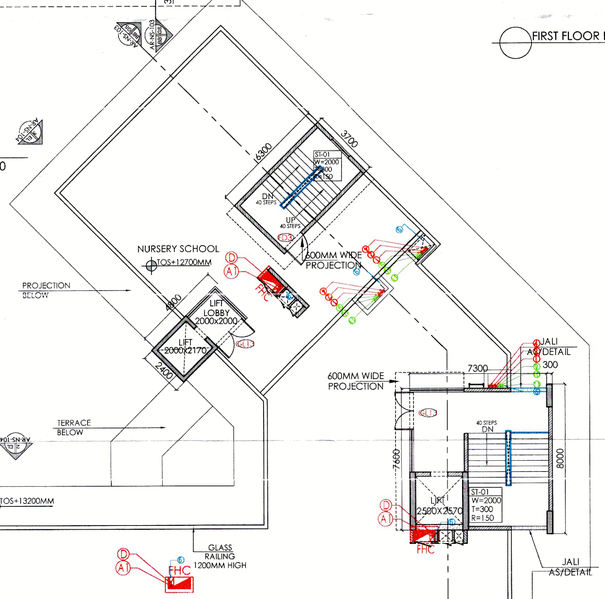

TERRACE PLAN

SCALE 1:150

SN	FIRE FIGHTING PIPE LEGEND:-
A1	150Ø FIRE HYDRANT PIPE FOR ZONE-1
A2	150Ø FIRE HYDRANT PIPE FOR ZONE-2
A3	150Ø FIRE HYDRANT PIPE FOR ZONE-3
A4	150Ø FIRE HYDRANT PIPE FOR ZONE-4
B1	150Ø SPRINKLER PIPE FOR ZONE-1
B2	150Ø SPRINKLER PIPE FOR ZONE-2
B3	150Ø SPRINKLER PIPE FOR ZONE-3
B4	150Ø SPRINKLER PIPE FOR ZONE-4
C1	150Ø SPRINKLER PIPE FOR ZONE-1 (STAND BY)
C2	150Ø SPRINKLER PIPE FOR ZONE-2 (STAND BY)
C3	150Ø SPRINKLER PIPE FOR ZONE-3 (STAND BY)
C4	150Ø SPRINKLER PIPE FOR ZONE-4 (STAND BY)
D	80Ø DRAIN PIPE
E	150Ø FIRE DOWN COMER
FHC	FIRE HOSE CABINET

PLUMBING LEGEND:-	
1	100Ø/110Ø SOIL PIPE
2	100Ø/110Ø WASTE PIPE
2a	100Ø/110Ø WASHING MACHINE WASTE WATER PIPE
3	100Ø/110Ø KITCHEN WASTE PIPE
4	75Ø VENT PIPE
5	100Ø/110Ø RAIN WATER PIPE FOR BALCONY
6	100Ø/110Ø RAIN WATER PIPE FOR REFUGE TERRACE
7	150Ø/160Ø RAIN WATER PIPE FOR TERRACE
8	DOMESTIC WATER SUPPLY (BOOSTER) (TOP SIX FLOORS)
9	DOMESTIC HIGH ZONE WATER SUPPLY (BY GRAVITY)
9a	DOMESTIC WATER SUPPLY (BY GRAVITY) EXPRESS D/N)
10	FLUSHING WATER SUPPLY (BY GRAVITY)
10a	FLUSHING WATER SUPPLY (BY GRAVITY) EXPRESS D/N)
11	DOMESTIC WATER SUPPLY RISER FOR O.H. TANK
12	FLUSHING WATER SUPPLY RISER FOR O.H. TANK
13	75Ø HVAC DRAIN PIPE

PLUMBING LEGEND:-	
DWS	DOMESTIC WATER SUPPLY
FWS	FLUSHING WATER SUPPLY
MFT	MULTI FLOOR TRAP
FT	FLOOR TRAP
UT	URINAL TRAP
FD	FLOOR DRAIN
FCO	FLOOR CLEAN OUT PLUG
COP	CLEAN OUT PLUG
BD	BALCONY DRAIN
DP	DRAIN POINT

FIRST FLOOR-NURSERY SCHOOL FAR						
S.NO.	SHAPE	WIDTH	LENGTH	COEFFE.	NOS.	AREA (SQ M)
ADDITIONS						
A 1	RECTANGLE	12.260	14.790	1.000	1	181.325
B1	RECTANGLE	0.695	0.300	1.000	2	0.417
C1	RECTANGLE	0.700	0.500	1.000	2	0.700
D1	RECTANGLE	0.300	0.735	1.000	1	0.221
E1	RECTANGLE	0.950	1.450	1.000	1	1.378
F1	RECTANGLE	2.400	2.390	1.000	1	5.736
G1	RECTANGLE	0.300	0.200	1.000	1	0.060
TOTAL ADDITION (A)						189.836
S.NO.	SHAPE	WIDTH	LENGTH	COEFFE.	NOS.	AREA (SQ M)
SUBTRACTION						
1'	RECTANGLE	7.020	3.300	1.000	1	23.166
2'	RECTANGLE	1.200	0.600	1.000	1	0.720
3'	RECTANGLE	0.700	0.600	1.000	1	0.420
4'	RECTANGLE	0.500	0.600	1.000	1	0.300
5'	RECTANGLE	0.745	1.250	1.000	1	0.931
6'	RECTANGLE	2.000	2.175	1.000	1	4.350
7'	RECTANGLE	1.815	6.490	1.000	1	11.779
TOTAL SUBTRACTION (B)						41.667
TOTAL NURSERY SCHOOL FIRST FLOOR FAR (A-B)						148.170

FIRST FLOOR FAR AREA-COMMUNITY BUILDING-04						
S.NO.	SHAPE	WIDTH	LENGTH	COEFFE.	NOS.	AREA (SQ M)
ADDITIONS						
A	RECTANGLE	41.000	10.700	1.000	1	438.700
B	RECTANGLE	15.425	6.940	1.000	1	107.050
C	RECTANGLE	5.500	1.840	1.000	1	10.120
D	TRIANGLE	7.780	3.890	0.500	1	15.132
E	TRIANGLE	11.115	5.635	0.500	1	31.317
F	RECTANGLE	7.705	0.660	1.000	1	5.085
G	RECTANGLE	0.300	0.200	1.000	2	0.120
H	RECTANGLE	0.900	0.300	1.000	10	2.700
TOTAL ADDITION (A)						610.223
S.NO.	SHAPE	WIDTH	LENGTH	COEFFE.	NOS.	AREA (SQ M)
SUBTRACTION						
1	RECTANGLE	2.500	2.570	1.000	1	6.425
2	RECTANGLE	4.200	6.740	1.000	1	28.308
3	RECTANGLE	4.200	0.460	1.000	1	1.932
4	RECTANGLE	1.015	0.770	1.000	1	0.782
5	TRIANGLE	0.610	0.305	0.500	1	0.093
6	RECTANGLE	1.485	5.445	1.000	1	8.086
7	RECTANGLE	3.640	6.640	1.000	1	24.170
8	TRIANGLE	2.880	1.440	0.500	1	2.074
9	IRREGULAR					2.060
10	TRIANGLE	2.100	1.050	0.500	1	1.103
11	RECTANGLE	1.200	0.600	1.000	1	0.720
12	RECTANGLE	0.700	0.600	1.000	1	0.420
13	RECTANGLE	0.500	0.600	1.000	1	0.300
14	RECTANGLE	1.600	0.750	1.000	1	1.200
TOTAL SUBTRACTION (B)						77.671
GROSS-1 FIRST FLOOR FAR (A-B)						532.552

CLIENT
Birla Estates Pvt. Ltd. in collaboration with Barmalt India Pvt. Ltd.

PROOF CHECK CONSULTANT
Skeleton Consultants Pvt. Ltd.
2nd Floor, A-75, Sector 5, Noida, Uttar Pradesh-201301

GEO TECHNICAL CONSULTANT
Cengrs Geotechnica Pvt. Ltd.
A-100, Sector 63, Noida, Uttar Pradesh- 201309

STRUCTURES
WHITBY WOOD PRITAMDASANI, MUMBAI
Unit 1101 | Lodha Supremus | Powai, Andheri (East) | Mumbai-400072 | Maharashtra | India
T: +91-9820-186879
m.pritamdasani@whitbywood.com

MEP
SNC. SUNIL NAYYAR CONSULTING ENGINEERS LLP
206-206A & 305A-305B, 2nd & 3rd Floor
Sector54 | Gurgaon-122002 | Haryana | India
T: +91-124-4803800
Email: sncgurgaon@snc.co.in

LANDSCAPE
SWA, LAGUNA BEACH
570 | Glenneyre Street | Laguna Beach | California-92651 | USA
T: +1.949.497.5471 | D: +1.949.607.0174 |
www.swagroup.com

ARCHITECT'S
Arcop Associates Pvt. Ltd.
Plot- 36B, Sec-32, Gurgaon-122001
Ph.: 26242050, 26242169
Montreal, Toronto, New-Delhi, Boston

JD(HQ)
Member BPAC

PROJECT
REVISED BUILDING PLAN OF GROUP HOUSING COLONY LICENCE NO 116 of 2011 AREA MEASURING 13.275 ACRES IN SECTOR 31 - 32A, GURGAON BEING DEVELOPED BY BIRLA ESTATES PVT LTD IN COLLABORATION WITH M/S BARMALT INDIA PVT. LTD.

ARCHITECT'S SIGNATURE

ASHU
Council of Architecture Registration No. CA/2007/44332
REGISTERED ARCHITECT

OWNER'S SIGNATURE

For BIRLA ESTATES PVT. LTD.

Authorized Signatory

DRAWING TITLE
GROUP HOUSING COLONY [NURSERY SCHOOL & COMMUNITY BUILDING-04] FIRST FLOOR &TERRACE PLAN AND AREA DIAGRAM

DRAWING NO.
AR-NS-102

A1 (841 X 594)