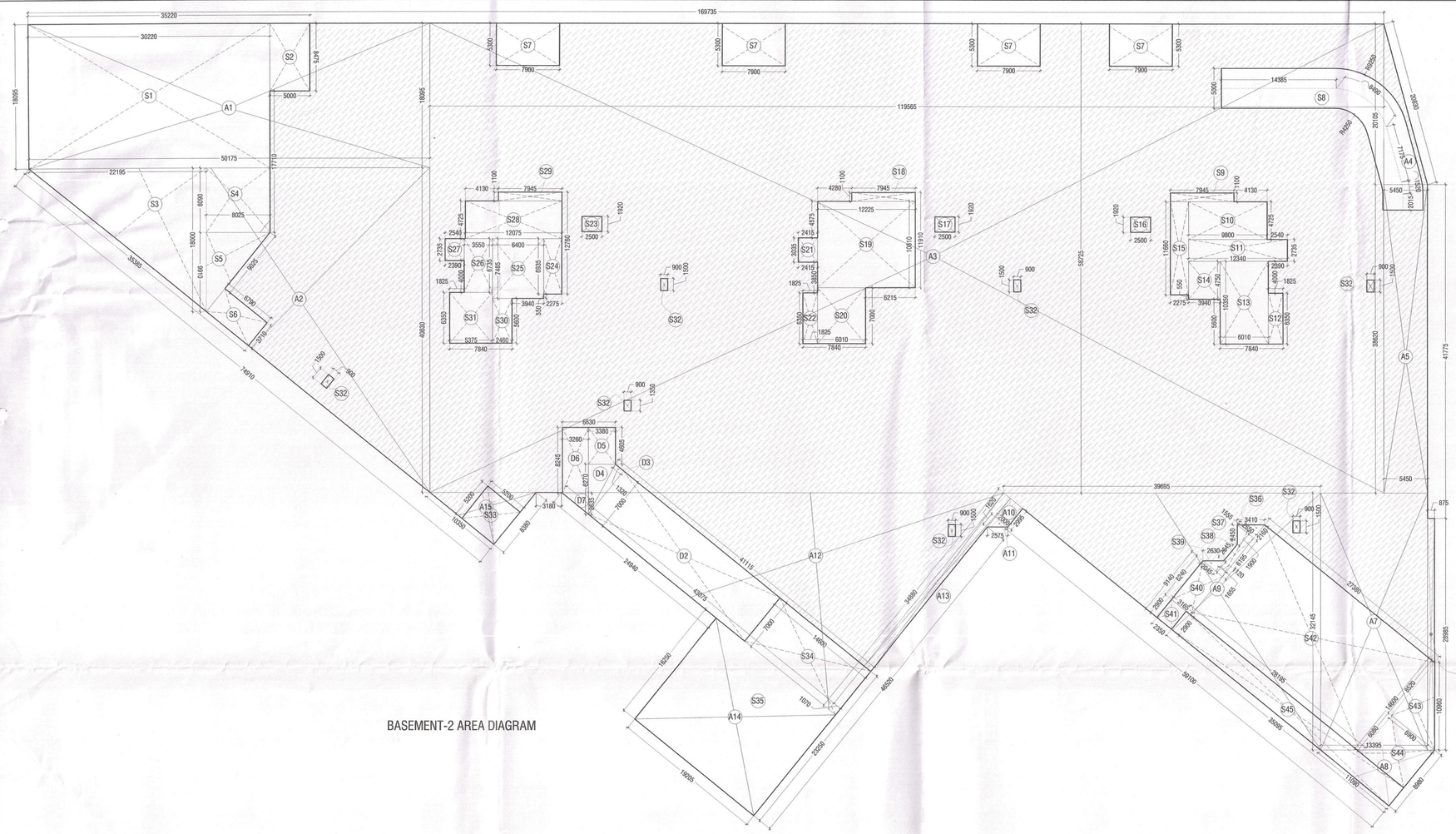

BASEMENT-2 AREA DIAGRAM

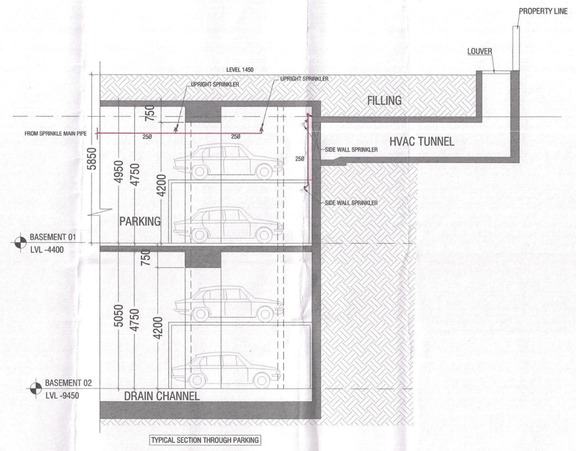

TYPICAL SECTION THROUGH PARKING

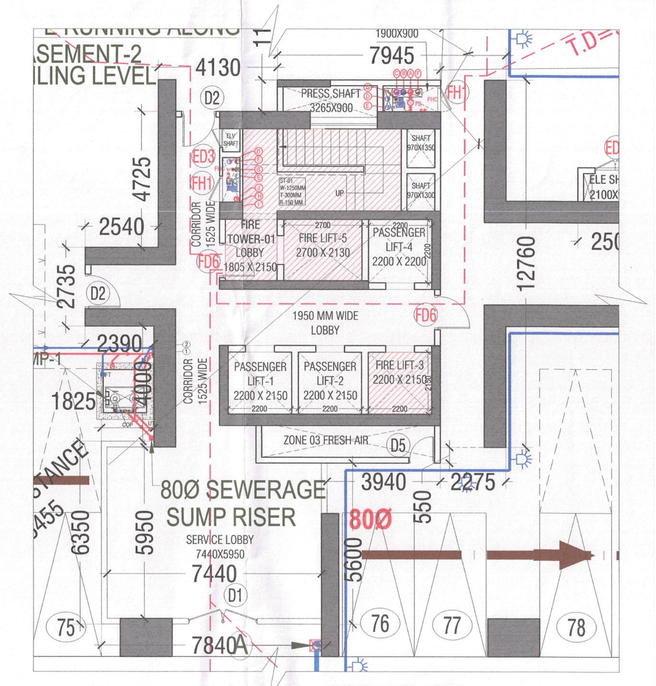

BLOWUP PLAN - CORE

LEGEND:-	
BUTTERFLY VALVE	
Y-STRANER	
NON RETURN VALVE	
VIBRATION ELIMINATOR	
(TYP.) HOGI FOOT REST	
(TYP.) RCC SLAB AS/ARCH.	

PUMP SCHEDULE						
SR. NO.	TYPE OF PUMP	CAPACITY	HEAD	QUANTITY	LOCATION	PUMP LEGENDS
1)	FILTER FEED PUMP	———	———	3	PUMP ROOM	(P1) 2WORKING , 1STANDBY
2)	DOMESTIC WATER PUMP	———	———	3	PUMP ROOM	(P2) 2WORKING , 1STANDBY

PLUMBING LEGEND :		
S. No.	SYMBOL	DESCRIPTION
1.	(A)	100Ø DRAINAGE PIPE
2.	DP	DRAIN POINT

LEGEND:-		
S.NO.	DESCRIPTION	SYMBOL
1.	100Ø SOIL PIPE	(1)
2.	100Ø WASTE PIPE	(2)
3.	75Ø ANTI-SIPHONAGE PIPE	(3)
4.	DOMESTIC WATER SUPPLY DN. TAKE PIPE	(4)
5.	FLUSHING WATER SUPPLY DN. TAKE PIPE	(5)
6.	75Ø BALCONY WASTE WATER PIPE	(6)
7.	150Ø RAIN WATER PIPE	(7)
8.	DOMESTIC WATER DN. TAKE BOOSTER SUPPLY	(8)
9.	DOMESTIC WATER RISER PIPE	(9)
10.	FLUSHING WATER RISER PIPE	(10)
11.	FLOOR TRAP	FT
12.	FLOOR DRAIN	FD
13.	VERTICAL GRATING	VG
14.	PLAIN FLOOR TRAP	PFT
15.	FLOW DIRECTION	
16.	BOTTLE TRAP	
17.	150Ø SOIL PIPE	(1)
18.	150Ø WASTE PIPE	(2)

BASEMENT-02 FLOOR AREA CALCULATIONS					
S. No.	COEFFICIENT	WIDTH	LENGTH	NOS.	AREA IN SQMT
ADDITIONS (A)					
A1	1	50.175	18.095	1	907.917
A2	0.5	40.630	50.175	1	1019.305
A3	1	119.565	58.725	1	7021.455
A4	0.5	5.450	20.105	1	54.786
A5	1	5.450	38.620	1	210.479
A6	1	0.875	28.985	1	25.362
A7	1	13.395	32.145	1	430.582
A8	0.5	8.980	11.090	1	49.794
A9	0.5	32.145	39.695	1	637.998
A10	1	2.995	2.000	1	5.990
A11	0.5	1.620	2.000	1	1.620
A12	0.5	34.880	43.075	1	751.228
A13	1	1.070	34.880	1	37.322
A14	1	16.250	19.205	1	312.081
A15	0.5	8.380	10.350	1	43.367
TOTAL ADDITION (A)				=	11509.285
DEDUCTIONS (D)					
D1	1	7.000	25.190	1	176.330
D2	0.5	1.320	7.000	1	4.620
D3	0.5	3.380	6.270	1	10.596
D4	1	3.380	4.625	1	15.565
D5	1	3.260	8.245	1	26.879
D6	0.5	2.635	3.260	1	4.295
TOTAL DEDUCTIONS AREA (D)					238.285
TOTAL BASEMENT AREA (A-D) = (B)					11271.000
SERVICES (S)					
S1	1	30.220	18.095	1	546.831
S2	1	5.000	8.475	1	42.375
S3	0.5	18.000	22.195	1	199.755
S4	1	8.025	8.090	1	64.922
S5	0.5	8.025	9.910	1	39.764
S6	1	3.710	6.790	1	25.191
S7	1	7.900	5.300	4	167.480
S8	1	33.585	5.000	1	167.925
S9	1	7.945	1.100	1	8.740
S10	1	9.800	4.725	1	46.305
S11	1	12.340	2.735	1	33.750
S12	1	1.825	6.350	1	11.589
S13	1	6.010	10.350	1	62.204
S14	1	3.940	4.750	1	18.715
S15	1	2.275	11.660	1	26.527
S16	1	2.500	1.920	1	4.800
S17	1	2.500	1.920	1	4.800
S18	1	7.945	1.100	1	8.740
S19	1	12.225	10.810	1	132.152
S20	1	6.010	7.000	1	42.070
S21	1	2.415	3.035	1	7.330
S22	1	1.825	6.350	1	11.589
S23	1	2.500	1.920	1	4.800
S24	1	2.275	6.935	1	15.777
S25	1	6.400	7.485	1	47.904
S26	1	3.550	6.735	1	23.909
S27	1	2.390	2.735	1	6.537
S28	1	12.075	4.725	1	57.054
S29	1	7.945	1.100	1	8.740
S30	1	2.460	5.600	1	13.776
S31	1	5.375	6.350	1	34.131
S32	1	0.900	1.500	7	9.450
S33	1	5.200	5.200	1	27.040
S34	1	14.600	7.000	1	102.200
S35	1	16.250	19.205	1	312.081
S36	0.5	2.160	2.650	1	2.862
S37	0.5	1.900	1.550	1	1.473
S38	1	6.195	1.120	1	6.938
S39	0.5	1.655	2.045	1	1.692
S40	1	3.165	6.240	1	19.750
S41	1	2.350	2.900	1	6.815
S42	1	27.380	14.600	1	399.748
S43	0.5	6.900	8.520	1	29.394
S44	1	6.900	6.080	1	41.952
S45	1	2.900	35.095	1	101.776
TOTAL SERVICES (S)				=	2949.350
TOTAL PARKING AREA (B-S) = (P)				=	8321.650
AREA REQUIRED @32 SQM PER ECS				=	260.052
SAY				=	261
NO OF BAYS PROVIDED				=	271

TOTAL BUILT UP AREA B-2=11271.000 SQMT

FIRE PUMP SCHEDULE IN BASEMENT						
SR. NO.	TYPE OF PUMP	CAPACITY	HIGH ZONE HEAD	QUANTITY	LOCATION	PUMP LEGENDS
1)	DIESEL ENGINE PUMP (STANDBY)	2850 LPM	M	2	PUMP ROOM	F1
2)	HYDRANT PUMP	2850 LPM		1	PUMP ROOM	F2
3)	HYDRANT JOCKEY PUMP	180 LPM		1	PUMP ROOM	F3
4)	SPRINKLER PUMP	2850 LPM		1	PUMP ROOM	F4
5)	SPRINKLER JOCKEY PUMP	180 LPM		1	PUMP ROOM	F5
6)	WATER CURTAIN PUMP	2850 LPM		2	PUMP ROOM	F6
7)	RISER PUMP	2850 LPM		2	PUMP ROOM	F7

LEGEND:-	
BUTTERFLY VALVE	
Y-STRANER	
NON RETURN VALVE	
VIBRATION ELIMINATOR	
(TYP.) HOGI FOOT REST	
(TYP.) RCC SLAB AS/ARCH.	

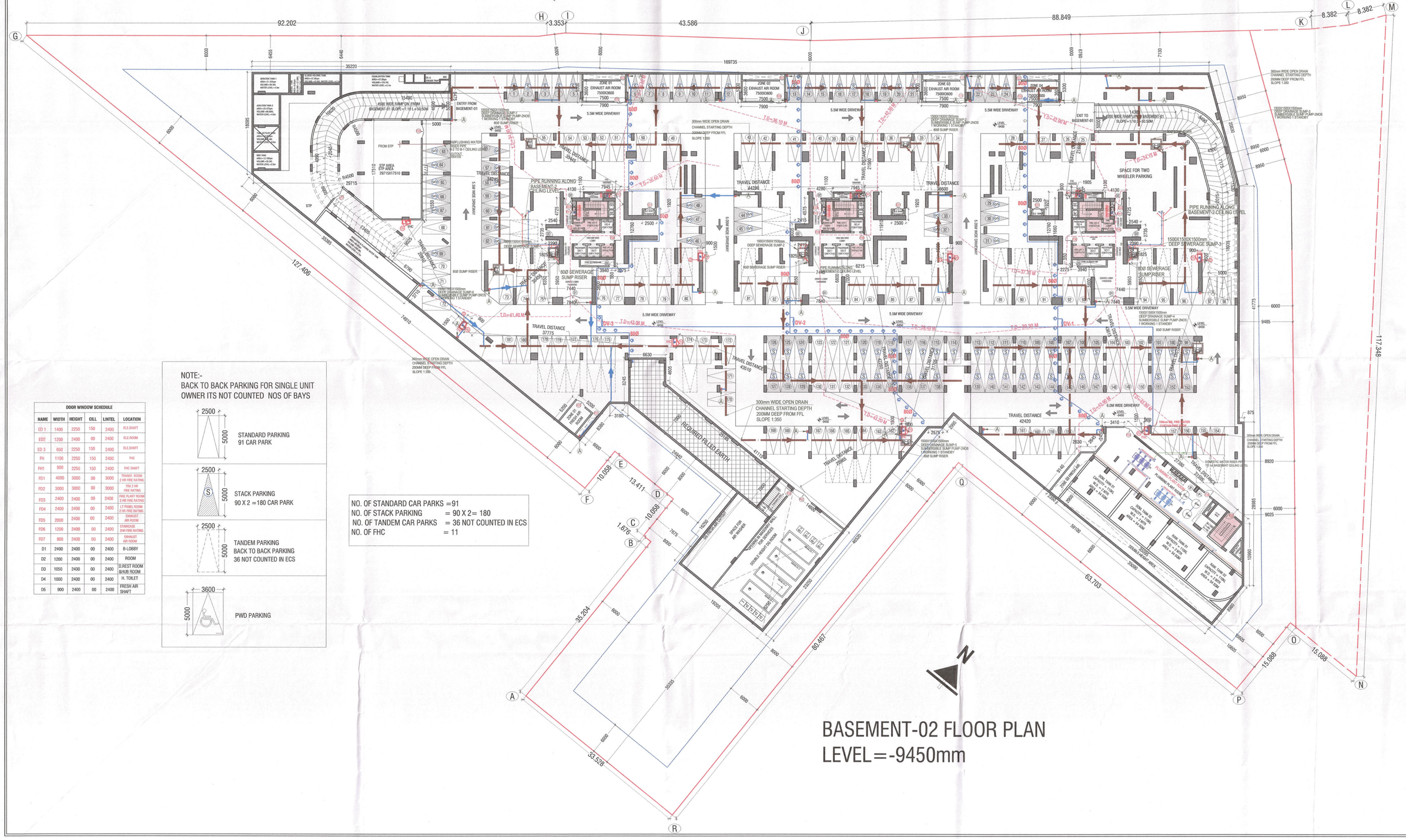

BASEMENT-02 FLOOR PLAN
LEVEL=-9450mm

NOTE:-
BACK TO BACK PARKING FOR SINGLE UNIT OWNER ITS NOT COUNTED NOS OF BAYS

NO. OF STANDARD CAR PARKS =91
NO. OF STACK PARKING = 90 X 2= 180
NO. OF TANDEM CAR PARKS = 36 NOT COUNTED IN ECS
NO. OF FHC = 11

DOOR WINDOW SCHEDULE					
NAME	WIDTH	HEIGHT	CILL	LINTEL	LOCATION
ED 1	1400	2250	150	2400	ELE.SHAFT
ED2	1250	2400	00	2400	ELE.ROOM
ED 3	800	2250	150	2400	ELE.SHAFT
FH	1100	2250	150	2400	FHC
FH1	900	2250	150	2400	FHC SHAFT
FD1	4000	3000	00	3000	EXHAUST DUCT 2 HR FIRE RATING
FD2	3000	3000	00	3000	TRF 2 HR FIRE RATING
FD3	2400	2400	00	2400	FIRE PLANT ROOM 2 HR FIRE RATING
FD4	2400	2400	00	2400	LIFTWELL ROOM 2 HR FIRE RATING
FD5	2000	2400	00	2400	EXHAUST AIR ROOM
FD6	1200	2400	00	2400	STAIR WELL 2HR FIRE RATING
FD7	900	2400	00	2400	EXHAUST AIR DUCT
D1	2400	2400	00	2400	B-LOBBY
D2	1200	2400	00	2400	ROOM
D3	1050	2400	00	2400	D.REST ROOM /MUR.ROOM
D4	1000	2400	00	2400	H. TOILET
D5	900	2400	00	2400	FRESH AIR SHAFT

Checked and found ok for Public Health (Internal) Service only subject to comments in
In forwarding letter No. 2282-16 Dt. 10-7-25
JDT (HQ) Member BPAC
Superintending Engineer (HQ) Engineer-I HSVP, Panchkula

SANCTIONED
TO BE READ WITH THIS OFFICE MEMO NO: 335805
DATED: 27/8/25

S.T.P.(HQ) Member Secretary B.P.A.C.
S.T.P.(G) Member B.P.A.C.
C.T.P.(HR) Chairman B.P.A.C.
DTP(HQ)
ATP(HQ)
AD
PA
ATP
Rajesh Dutt SD(HQ)

KEY PLAN

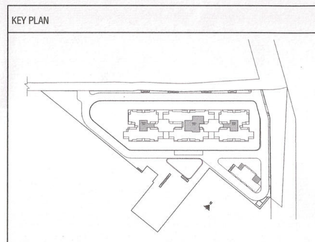

PRINCIPAL ARCHITECT

ACPL
ISO 9001:2015
Architecture Management Planning
ACPL Design Ltd
E-24 Sarin Enclave, Ph: +91 11 24620161
New Delhi 110065 India, +91 11 24620204
E: contact@acplonline.com, +91 11 24624063
www.acplonline.com

CLIENT
SV INFRA MANAGEMENT SOLUTIONS PRIVATE LIMITED.
(FORMERLY KNOWN AS SV INFRA MANAGEMENT SOLUTIONS LLP)

PROJECT
PROPOSED GROUP HOUSING COLONY UNDER MIXED LAND USE UNDER TOD POLICY DATED 09.02.2016 (98%RESIDENTIAL COMPONENT+2% COMMERCIAL COMPONENT) OVER AN AREA MEASURING 4.65625 ACRES LICENCE NO. 140 OF 2024 DATED 11.11.2024 FALLING IN SECTOR-104, GURUGRAM BEING DEVELOPED BY SV INFRA MANAGEMENT SOLUTIONS PRIVATE LIMITED (FORMERLY KNOWN AS SV INFRA MANAGEMENT SOLUTIONS LLP)

For SV Infra Management Solutions Private Ltd.
Authorised Signatory
OWNER/AUTH. SIGNATURE

KULMEET SHANGARI
ARCHITECT
CA/97/21741
ARCHITECT'S SIGNATURE

DRAWING TITLE
BASEMENT-2 PLAN, AREA DETAILS & AREA DIAGRAM

DRAWING NO. A-05
SCALE : 1:300