SCHEDULE OF OPENINGS								
RESIDENTIAL TOWERS								
		Finish Opening						
Door Tag	Location	Size	Type	Lintel	Cill	Width	Fire rating	Description
D1	Typical-Unit Main Entrance	1200x2400	Single leaf	2400		1200		Flush Door
D2	Typical-Utility	800x2400	Single leaf	2400		800		Flush Door
D3	Typical-Bedroom	950x2400	Single leaf	2400		950		Flush Door
D4	Typical-Toilet	800x2400	Single leaf	2400		800		Flush Door
D5	Typical- Kitchen	900x2400	Single leaf	2400		900		Flush Door
D6	Typical-FHC	900X2300	Single leaf	2400	100	900		MS Door
D7	Typical-Utility Toilet	750X2400	Single leaf	2400		750		Flush Door
D8	Typical-Utility Balcony	750x2400	Single leaf	2400		750		Flush Door
D9	Terrace-Machine room	1200X2400	Single leaf	2400		1200		Flush Door
D10	Staircase GF, Terrace	1200X2400	Double Leaf	2400		1200		Flush Door
D16	Tower lobby GF reception& Mailbox room	1050x3000	Single leaf	2400		1050		Flush Door
FD1	Staircase GF (Lobby)	1200x2400	Single leaf	2400		1200	2	Proprietary Door
FD2	Typical-Electrical Shaft	2100X2300	Double Leaf	2400	100	2100	2	Proprietary Door
FD3	Typical-LV Shaft	800X2300	Single leaf	2400	100	800	2	Proprietary Door
FD4	Basement-Passenger Lift Lobby/ Ground Floor tower lobby (Interior)	1500X2400	Double Leaf	2400		1500	2	Proprietary Door
FD5	Basement-Service Lift Lobby/ FCC	1500X2400	Double Leaf	2400		1500	2	Proprietary Door
FD6	Unit main entrance-Refuge floor	1200X2400	Single leaf	2400		1200	2	Proprietary Door
FD7	Typical-Plumbing Shaft(Toilet)	750x1800	Single leaf	2400	600	750	30 min	Proprietary Door
FD8	Typical-Plumbing Shaft(Toilet)	750x1200	Single leaf	2400	1200	750	30 min	Proprietary Door
AP3	Typical-Plumbing Shaft(Toilet)	485x1800	Single leaf	2400	600	485	30 min	Proprietary Door
FD10	Refuge-Terrace	1200X2400	Single leaf	2400		1200	2	Proprietary Door
FD11	Basement-DG Room	3000x3000	Double Leaf	3100	100	3000	2	Proprietary Door
FD12	Basement-ELV , CCTV Room ,Facility management	1200X2400	Single leaf	2400		1200	2	Proprietary Door
FD13	Basement-Garbage & OWC room	1500X2400	Double Leaf	2400		1500	2	Proprietary Door
FD14	Basement-LT panel	1800X2400	Double Leaf	2400		1800	2	Proprietary Door
FD15	Basement-Plumbing pump room, Fire Pump room	1800X2400	Double Leaf	2400		1800	2	Proprietary Door
FD16	Basement-Air washer room	1500X2400	Double Leaf	2400		1500	2	Proprietary Door
FD17	Electrical room - Basement'	1500X2400	Double Leaf	2400		1500	2	Proprietary Door
FD18	Utility entrance - Refuge floor	900X2400	Single leaf	2400		900	2	Proprietary Door
AP1	Typical-Balcony	375X1800	Single leaf	2400	600	375		Aluminium Access panel
AP2	Typical-Balcony	1035X1800	Double Leaf	2400	600	750		Aluminium Access panel
V1	Typical-Toilet	750X1200	Top hung Single leaf	2400	1200	750		Aluminium ventilator
V2	Typical-Toilet	600X1200	Top hung Single leaf	2400	1200	600		Aluminium ventilator
RS1	Transformer Room	3000x2900		3100	100	3000	2	Proprietary Door
RS2	STP plant room	3000x2900		3100	100	3000	1	Proprietary Door
RESIDENTIAL TOWERS (EXT. GLAZING SCHEDULE)								
Door Tag	Location	Size	Type	Lintel	Cill	Width	Fire rating	Description
GL1	Ground-Ground tower lobby	1145x5200		5200		1145		ext. Glazing
GL2	Ground tower lobby	1700x5200		5200		1500		ext. Glazing
GL3	Ground tower lobby	1950x5200		5200		1950		ext. Glazing
GL4	Ground tower lobby	5375x5200		5200		5275		ext. Glazing
GL5	Ground tower lobby	2000x5200		5200		2000		ext. Glazing
GL6	Ground tower lobby	1510x5200		5200		1510		ext. Glazing
GL7	Ground tower lobby	1150x5200		5200		1150		ext. Glazing
GL8	Ground tower lobby	5895x5200		5200		5895		ext. Glazing
GL9	Ground tower lobby	2105x5200		5200		2105		ext. Glazing
GL10	Ground tower lobby	6710x5200		5200		6710		ext. Glazing
GL11	Ground tower lobby	3705x5200		5200		3705		ext. Glazing
GL12	Ground tower lobby	6715x5200		5200		6715		ext. Glazing
GL13	Ground tower lobby	2220x5200		5200		2220		ext. Glazing
GL14	Ground tower lobby	5890x5200		5200		5890		ext. Glazing
GD1	Ground tower lobby	2000x5200		5200		2000		ext. Glazing door
B1- 3BHK (Large)								
GD1	Master Bedroom	4645X2600		2600	750	4645		Glazing
GD2	Bedroom-1	2000X2600		2600		2000		Glazing
GD3	Bedroom-2	2300X2600		2600		2300		Glazing
GD4	Living & Dining	4460X2600		2600		4460		Glazing
GD5	Kitchen	1630x2600		2600	1050	1630		Glazing
B2- 3BHK (Large + Servant)								
GD1	Master Bedroom	5225X2600		2600		5225		Glazing
GD2	Bedroom-1	2000X2600		2600		2000		Glazing
GD3	Bedroom-2	2000X2600		2600		2000		Glazing
GD4	Living & Dining	4500X2600		2600		4500		Glazing
GD5	Kitchen	1630x2600		2600	1050	1630		Glazing
B3- 3BHK (Compact + Servant)								
GD1	Master Bedroom	4655X2600		2600	750	4655		Glazing
GD2	Bedroom-1	2000X2600		2600		2000		Glazing
GD3	Bedroom-2	4940X2600		2600		4940		Glazing
GD4	Living & Dining	4300X2600		2600		4300		Glazing
GD5	Kitchen	1630x2600		2600	1050	1630		Glazing
B4- 3BHK (Small)								
GD1	Master Bedroom	3000X2600		2600		3000		Glazing
GD2	Bedroom-1	2000X2600		2600		2000		Glazing
GD3	Bedroom-2	1030X2600		2600		1030		Glazing
GD4	Living & Dining	4000X2600		2600		4000		Glazing
GD5	Kitchen	1630x2600		2600	1050	1630		Glazing
A3- 3BHK (Large+Servant)								
GD1	Master Bedroom	4645X2600		2600	750	4645		Glazing
GD2	Bedroom-1	2000X2600		2600		2000		Glazing
GD3	Bedroom-2	2300X2600		2600		2300		Glazing
GD4	Living & Dining	4460X2600		2600		4460		Glazing
GD5	Kitchen	1630x2600		2600	1050	1630		Glazing

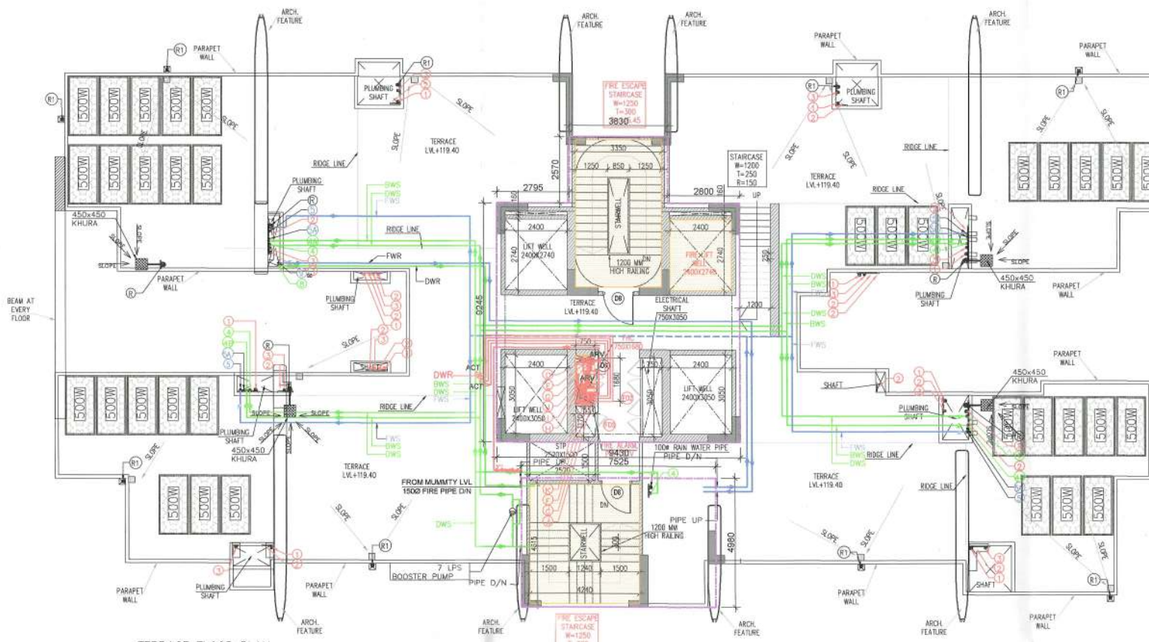

TERRACE FLOOR PLAN
LVL+119.40 M
TOWER-D

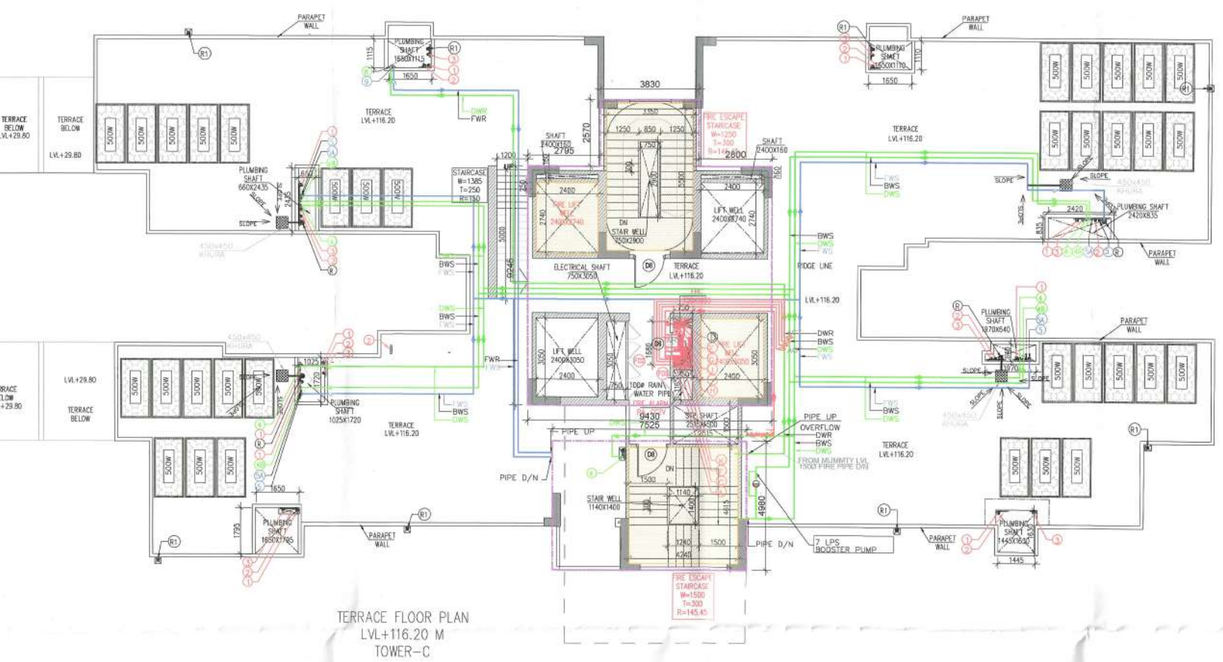

TERRACE FLOOR PLAN
LVL+116.20 M
TOWER-C

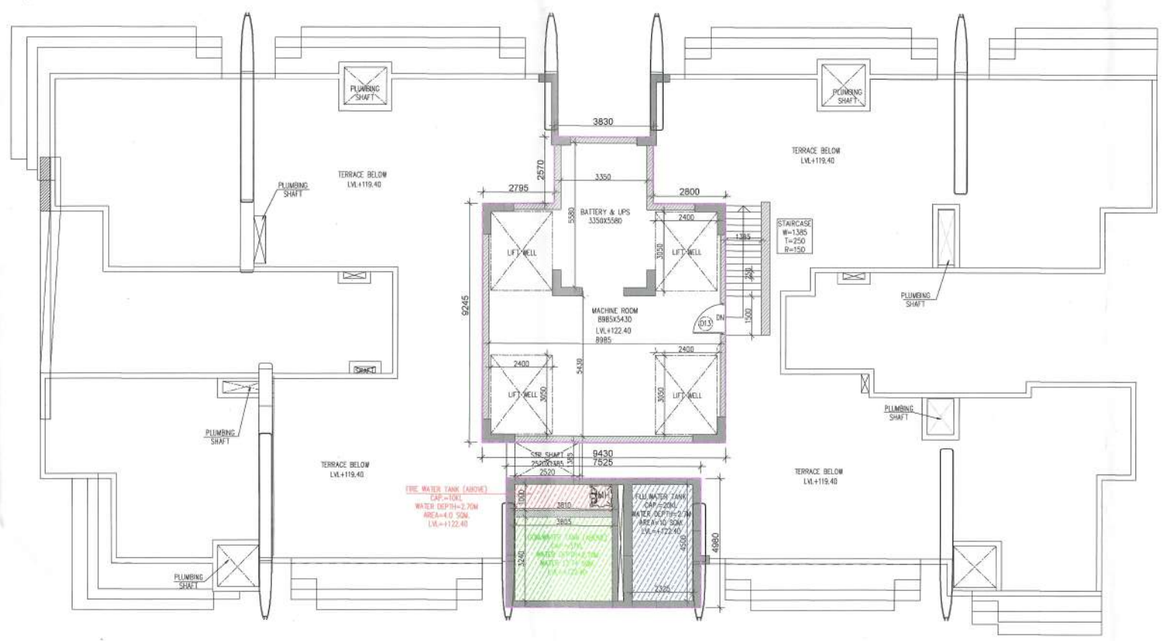

LMR & OTH PLAN
LVL+122.40 M
TOWER-D

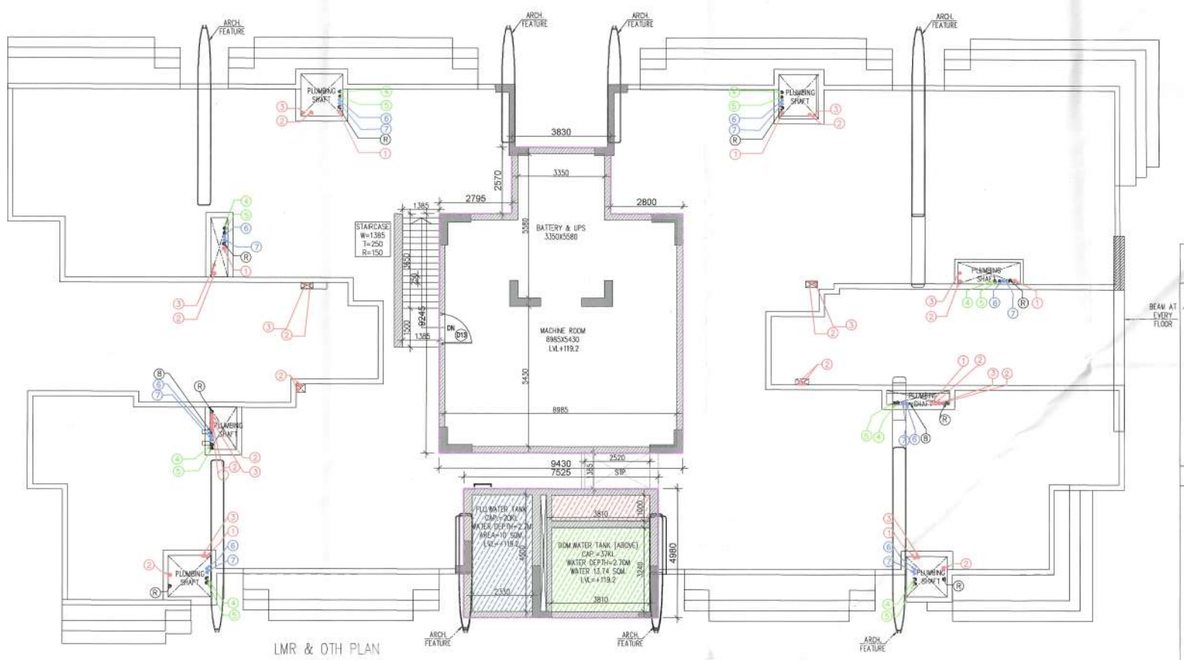

LMR & OTH PLAN
LVL+119.20 M
TOWER-C

Building Plans and Plans will be visible only to the road as Memo No. 1206
Dated 29/10/2025 to 28/10/2030

Chairman Building Plan Committee cum
Senior Town Planner
HSIIDC, IMT Manesar

Recommended for Sanction
ATP
H.L.Dilman

Note :-

1. BUILDING HAS AUTOMATIC SPRINKLER SYSTEM WHEREVER REQUIRED BY NBC.
2. BUILDING WILL BE DESIGNED (STRUCTURES) AS PER RELEVENT IS CODES FOR EARTH QUAKE RESISTANCE.
3. POWER BACKUP/ MECHANICAL VENTILATED SHAFTS.

PROJECT:

PROPOSED BUILDING PLAN FOR PHASE-2 & 2A OF GROUP HOUSING SITE PLOT NO. GH-03 SITUATED AT SECTOR-80, MANESAR AREA ADMEASURING 22501 SQMTS BEING DEVELOPED BY CONSCIENT INFRASTRUCTURE PVT. LTD.

ASSOCIATE ARCHITECTS

GG ASSOCIATES

PLOT NO-408 SEC-37C GURGAON(PH-9560794794)

OWNER'S SEAL & SIGNATURE

ARCHITECT'S SEAL & SIGNATURE

Ar. Ravinder Kumar
CA/2012/55971
Mob.: 9871024573

SEP.-2025 | Scale -1:100

Drawing Title:- TOWER-C&D TERRACE FLOOR PLAN & LMR & OTH PLAN

Drawing No:- T-06

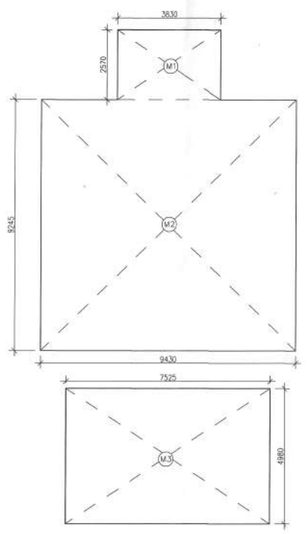

MUMTY MACHINE ROOM TOWER-D								
GROSS -1	ADDITION							
M1	1	X	3.830	X	2.570	=	9.843	SQM
M2	1	X	9.430	X	9.245	=	87.160	SQM
M3	1	X	7.525	X	4.980	=	37.475	SQM
					TOTAL	=	134.498	SQM

MUMTY MACHINE ROOM AREA
TOWER -D

MUMTY MACHINE ROOM TOWER-C								
GROSS -1	ADDITION							
M1	1	X	3.830	X	2.570	=	9.843	SQM
M2	1	X	9.430	X	9.245	=	87.160	SQM
M3	1	X	7.525	X	4.980	=	37.475	SQM
					TOTAL	=	134.498	SQM

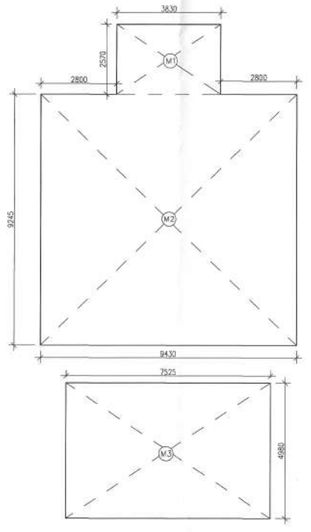

MUMTY MACHINE ROOM AREA
TOWER -C

PLUMBING LEGEND-

S.NO.	SYMBOL	DISCRIPTION
1		100ø SOIL PIPE
2		100ø WASTE PIPE
1a		150ø SOIL PIPE
2a		150ø WASTE PIPE
3		ANTI VENT PIPE
4		DOMESTIC WATER SUPPLY PIPE
4A		DOMESTIC WATER SUPPLY BRANCH PIPE
4B		DOMESTIC WATER SUPPLY PIPE FOR TOP THREE FLOOR
5		FLUSHING WATER SUPPLY PIPE
5A		FLUSHING WATER SUPPLY BRANCH PIPE
8		DOMESTIC WATER SUPPLY RISER
9		FLUSHING WATER SUPPLY RISER
10		DOMESTIC WATER HYD. FOR CLUB
11		FLUSHING WATER HYD. FOR CLUB
R		150ø RAIN WATER PIPE
R1		100ø BALCONY DRAIN PIPE
R2		150ø RAIN WATER PIPE
ARV		AIR RELEASE VALVE
BV		BALL VALVE