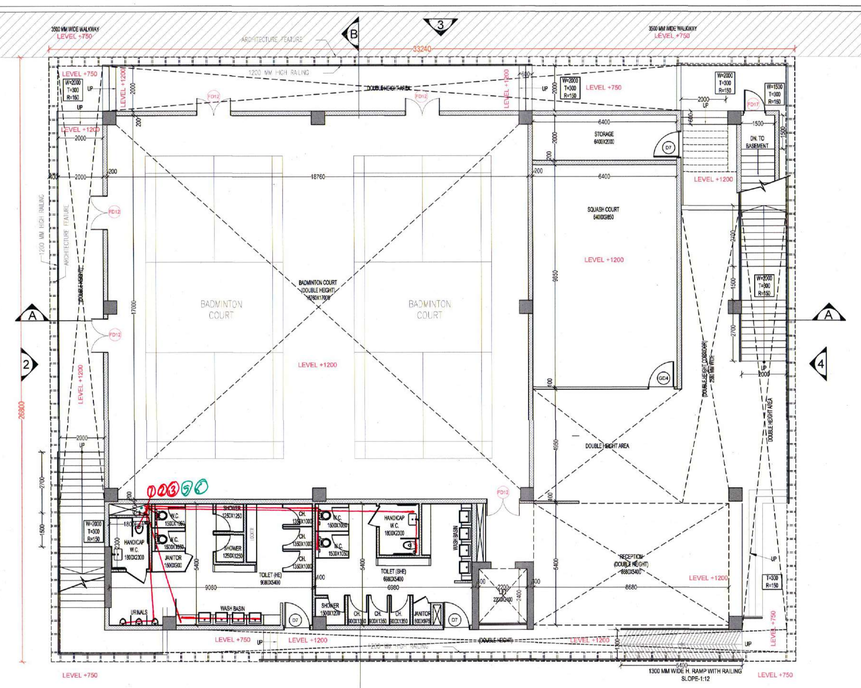

GROUND FLOOR PLAN (SCALE - 1:125)

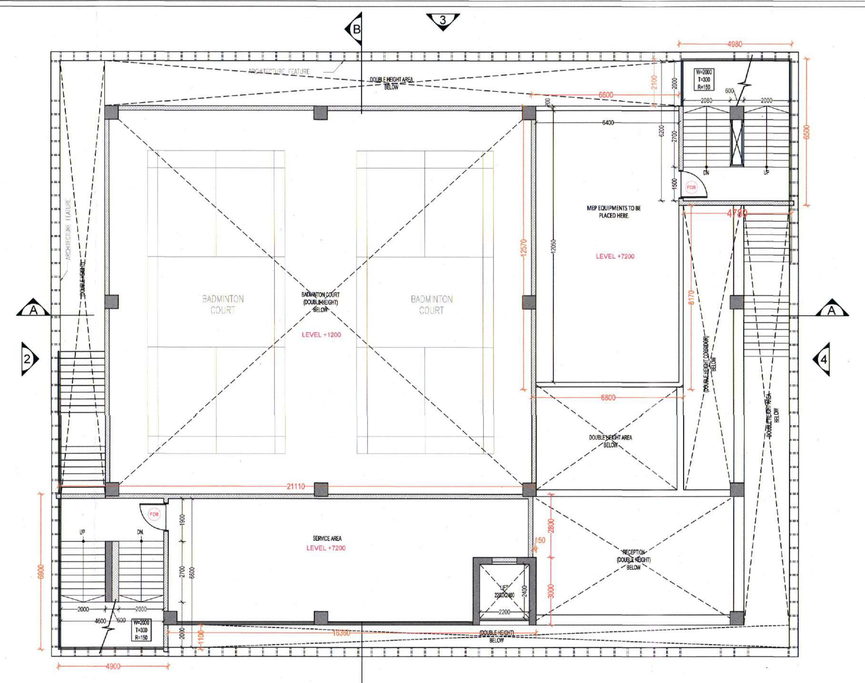

SERVICE FLOOR PLAN (SCALE - 1:125)

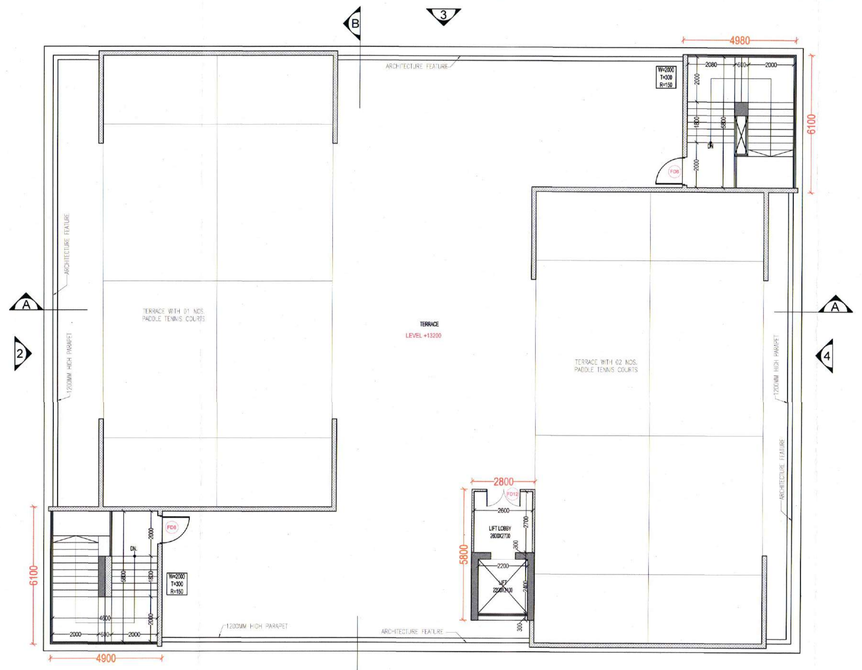

TERRACE FLOOR PLAN (SCALE - 1:125)

S.T.P.(HQ) Member Secretary B.P.A.C. | S.T.P.(G) Member B.P.A.C. | C.T.P.(HR) Chairman B.P.A.C.

DTP(HQ) | AD | PA | ATP | ATP(HQ)

GURPREET JD(HQ)

SANCTIONED
TO BE READ WITH MEMO NO.: DATED:
BY ORDER
Member Secretary BPAC

NOTE:

- ALL DIMENSIONS ARE IN MM UNLESS MENTIONED.
- ALL MANDATORY SERVICES ARE AS PER N.B.C. NORMS.
- ALL SHAFTS & BASEMENTS ARE MECHANICALLY LIT & VENTILATED.
- ALL SUPERSTRUCTURE & BASEMENTS ARE FULLY SPRINKLERED.
- BASEMENTS ARE MECHANICALLY VENTILATED.
- ALL FLOORS ARE CENTRALLY AIR CONDITIONED.
- STRUCTURAL SYSTEM : BEAM COLUMN SYSTEM
- SITE AREA AS PER APPROVED ZONING PLAN.
- GATE AND BOUNDARY WALL AS PER STANDARD DETAIL.
- BUILDING HAS COMPLETE POWER BACKUP.
- ALL FLOORS AND BASEMENTS HAVE AUTOMATIC SPRINKLER SYSTEM FOR FIRE FIGHTING AS PER NBC 2016.

PLUMBING LEGEND	
1	100Ø SOIL PIPE
2	100Ø WASTE PIPE
3	75Ø VENT PIPE
4	DOMESTIC WATER SUPPLY MAIN PIPE
4A	DOMESTIC WATER SUPPLY FOR TOP THREE FLOOR
5	DOMESTIC WATER SUPPLY BRANCH PIPE
6	FLUSHING WATER SUPPLY MAIN PIPE
7	FLUSHING WATER SUPPLY BRANCH PIPE
8	DOMESTIC WATER RISER TO OHT
9	FLUSHING WATER RISER TO OHT
10	HOT WATER SUPPLY
11	HOT WATER RETURN
12	100Ø BALCONY DRAIN PIPE
13	100Ø RAIN WATER PIPE

JOINERY				
S.NO.	NAME	WIDTH	CILL LVL	LINTEL LVL
DOOR				
1	D1	900	±0	+2250
2	D2	1000	±0	+2250
3	D3	1250	±0	+2250
4	D4	1100	±0	+2250
5	D5	1050	±0	+2250
6	D6	900	±0	+2250
7	D7	1200	±0	+2250
8	D8	800	±0	+2250
9	D9	1500	±0	+2250
SLIDING DOOR				
10	SD1	1550	±0	+2250
11	SD2	1800	±0	+2250
12	SD3	3400	±0	+2250
13	SD4	3800	±0	+2250
14	SD5	2600	±0	+2250
15	SD6	3315+540	±0	+2250
16	SD7	3190+540	±0	+2250
17	SD8	2490+540	±0	+2250
18	SD9	2700	±0	+2250
19	SD10	2400	±0	+2250
20	SD11	3240+540	±0	+2250
21	SD12	4500	±0	+2250
22	SD13	3600	±0	+2250
23	SD14	1830+1340	±0	+2250
SLIDING FOLDING DOOR				
24	SF1	3500	±0	+2400
FIRE DOOR				
25	FD1	1250	±0	+2400
26	FD2	900	±0	+2400
27	FD3	1000	±0	+2400
28	FD4	1100	±0	+2400
29	FD5	1100	+100	+2400
30	FD6	900	+100	+2400
31	FD7	900	+100	+2400
32	FD8	1200	±0	+2400
33	FD9	1500	±0	+2400
34	FD10	1800	±0	+2400
35	FD11	1500	±0	+2400
DOOR WINDOW				
36	DW1	900+500	±0	+2550
37	DW2	1050+400	±0	+2550
38	DW3	1050+250	±0	+2550
39	DW4	1075+1500+1075	±0	+2550
40	DW5	2700+1500+2700	±0	+2550
41	DW6	500+1500+500	±0	+2550
GLASS DOOR				
42	GD1	900	±0	+2600
43	GD2	1500	±0	+2600
44	GD3	1200	±0	+2600
VENTILATOR & SHAFT ACCESS DOOR				
45	V	600	+1200	+2600
WINDOW				
46	W1	1500	±0	+2550
47	W2	1150	±0	+2550
48	W3	550	±0	+2550
49	W4	1550	±0	+2550
50	W5	1300	±0	+2550
51	W6	2150	±0	+2550
52	W7	1250	±0	+2550
53	W8	1875	±0	+2550
54	W9	1000	±0	+2550
55	W10	900	±0	+2550
56	W11	1800	±0	+2550
57	W12	1050	±0	+2550
58	W13	1795	±0	+2550
59	W14	1425	±0	+2550
60	W15	1875	±0	+2550
STRUCTURAL GLAZING				
61	G1	6400	+300	+2550
62	G2	1875	+300	+2550
63	G3	3650	+300	+2550
64	G4	2700	+300	+2550
65	G5	3800	+300	+2550
66	G6	2600	+300	+2550
67	G7	1050	+300	+2550
68	G8	3315+540	+300	+2550
69	G9	6900	+300	+2550
70	G10	6200	+300	+2550
71	G11	1900	+300	+2550
72	G12	2400	+300	+2550
73	G13	1750	+300	+2550
74	G14	2490+540	+300	+2550
75	G15	1800	+300	+2550
76	G16	3190+540	+300	+2550
77	G17	3150	+300	+2550
78	G18	4000	+300	+2550



GROUND FLOOR AREA CALCULATION (FAR) SCALE - 1:125

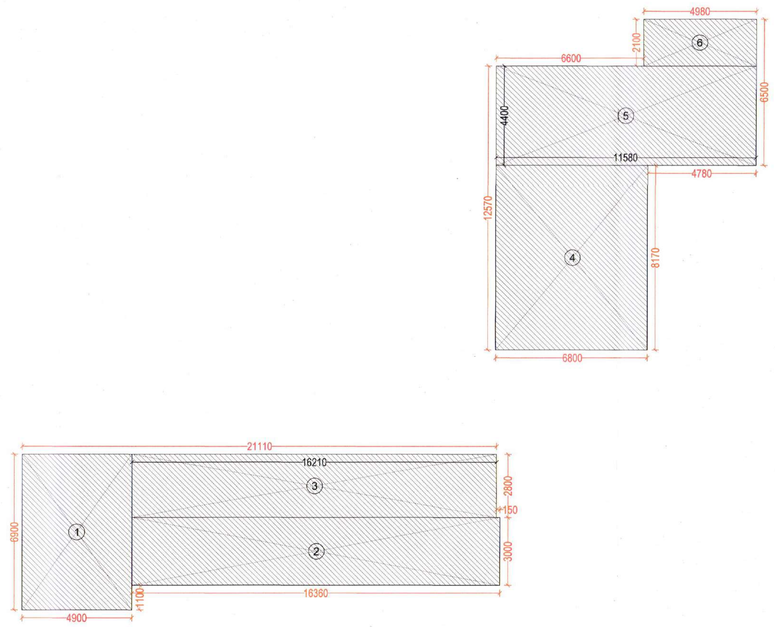

SERVICE FLOOR AREA CALCULATION (NON FAR) SCALE - 1:125

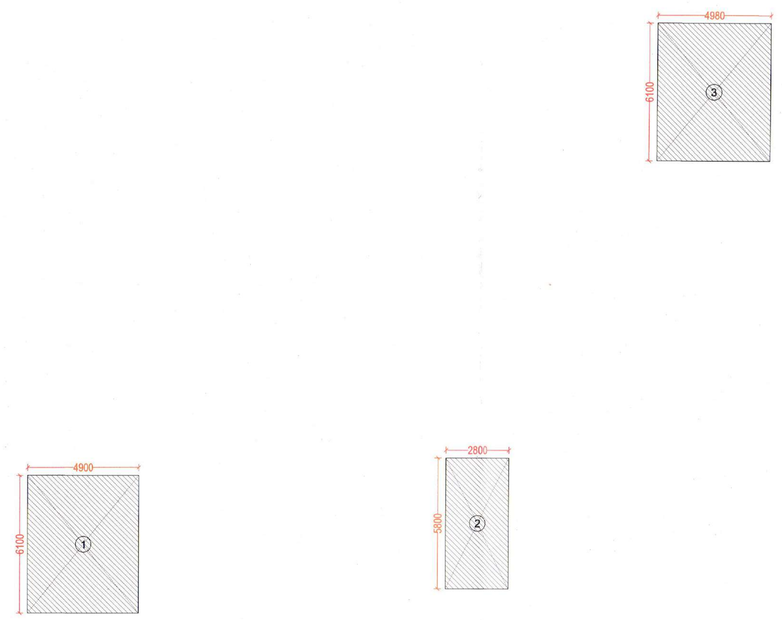

SERVICE FLOOR AREA CALCULATION (NON FAR) SCALE - 1:125

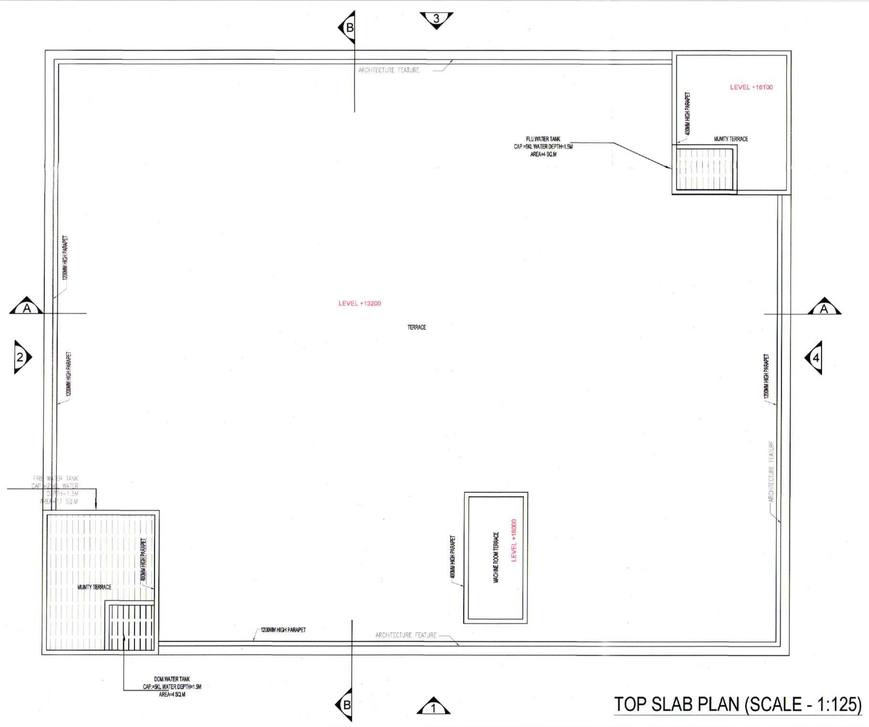

TOP SLAB PLAN (SCALE - 1:125)

Checked and found ok for Public Health (Internal) Service only subject to comments in in forwarding letter No. 296295 Dt. 9/9/25

Superintending Engineer (HQ)
for Chief Engineer-I
HSVP, Panchkula

F.A.R. AREA ON GROUND FLOOR					
NAME	SHAPE	NO	SIZE (IN MTS.)		TOTAL (IN SQ.MT.)
ADDITION					
1	RECTANGLE	1	33.240	26.800	890.83
TOTAL ADDITION					890.83
F.A.R. AREA ON GROUND FLOOR					890.83

NON F.A.R. AREA SERVICE FLOOR					
NAME	SHAPE	NO	SIZE (IN MTS.)		TOTAL (IN SQ.MT.)
ADDITION					
1	RECTANGLE	1	4.900	6.900	33.81
2	RECTANGLE	1	16.360	3.000	49.08
3	RECTANGLE	1	16.210	2.800	45.39
4	RECTANGLE	1	6.800	8.170	55.56
5	RECTANGLE	1	11.580	4.400	50.95
6	RECTANGLE	1	4.960	2.100	10.46
TOTAL ADDITION					245.24
NON F.A.R. AREA ON SERVICE FLOOR					245.24

NON F.A.R. AREA ON TERRACE FLOOR					
NAME	SHAPE	NO	SIZE (IN MTS.)		TOTAL (IN SQ.MT.)
ADDITION					
1	RECTANGLE	1	4.900	6.100	29.89
2	RECTANGLE	1	2.800	5.800	16.24
3	RECTANGLE	1	4.960	6.100	30.38
TOTAL ADDITION					76.51
NON F.A.R. AREA ON TERRACE FLOOR					76.51

PROJECT	DEVELOPER	DESIGN CONSULTANTS	SERVICES CONSULTANTS	STRUCTURAL CONSULTANTS	ARCHITECT ON RECORD	TITLE	SHEET NO.	ARCHITECT SIGNATURE	OWNER SIGNATURE
PROPOSED GROUP HOUSING COLONY MIX LAND USE (93.95% RESIDENTIAL COMPONENT + 6.05% COMMERCIAL COMPONENT) FOR AN AREA MEASURING 18.2375 ACRES (LICENCE NO. 50 OF 2025, DATED 09/04/2025) IN SECTOR 36, GURUGRAM, HARYANA.	**MAX ESTATES GURGAON TWO LIMITED** LEVEL 20, MAX TOWERS, C-001/A-1, SECTOR - 16B, NOIDA, UP - 201301	**RSP Design Consultants Pvt. Ltd.** Unit 103, Bestech Business Tower, Sector 48, Sohna Road, Gurugram - 122018. Head Office No. 30, Museum Road, Bangalore - 560001. Tel: 25596868, Fax: 25596818, Email: rsp@rspindia.net, Web: www.rspindia.net	**AEON INTEGRATED BUILDING DESIGN CONSULTANTS LLP** A-122, 6th Floor, Sector 136, Noida, UP - 201305 Tel: 0120-6909526	**NNC Design International** G-70, Second Floor, Jaswant Plaza, Shaheen Bagh, Okhla, New Delhi - 110025. Tel: 011-26940734/5/6, Fax: 011-26940734, Email: nnc.mail7@gmail.com	**CONTINENTAL DESIGN STUDIO** #1006, 1st Floor, Sector - 4, Panchkula, Haryana - 134112 Tel: 0172-4014404 Email: continentaldesignstudio@gmail.com	*SPORTS BLOCK*	27 (A0)	RATTAN PAL SINGH ARCHITECT CA/2011/51128 CONTINENTAL DESIGN STUDIO Architects & Planners	