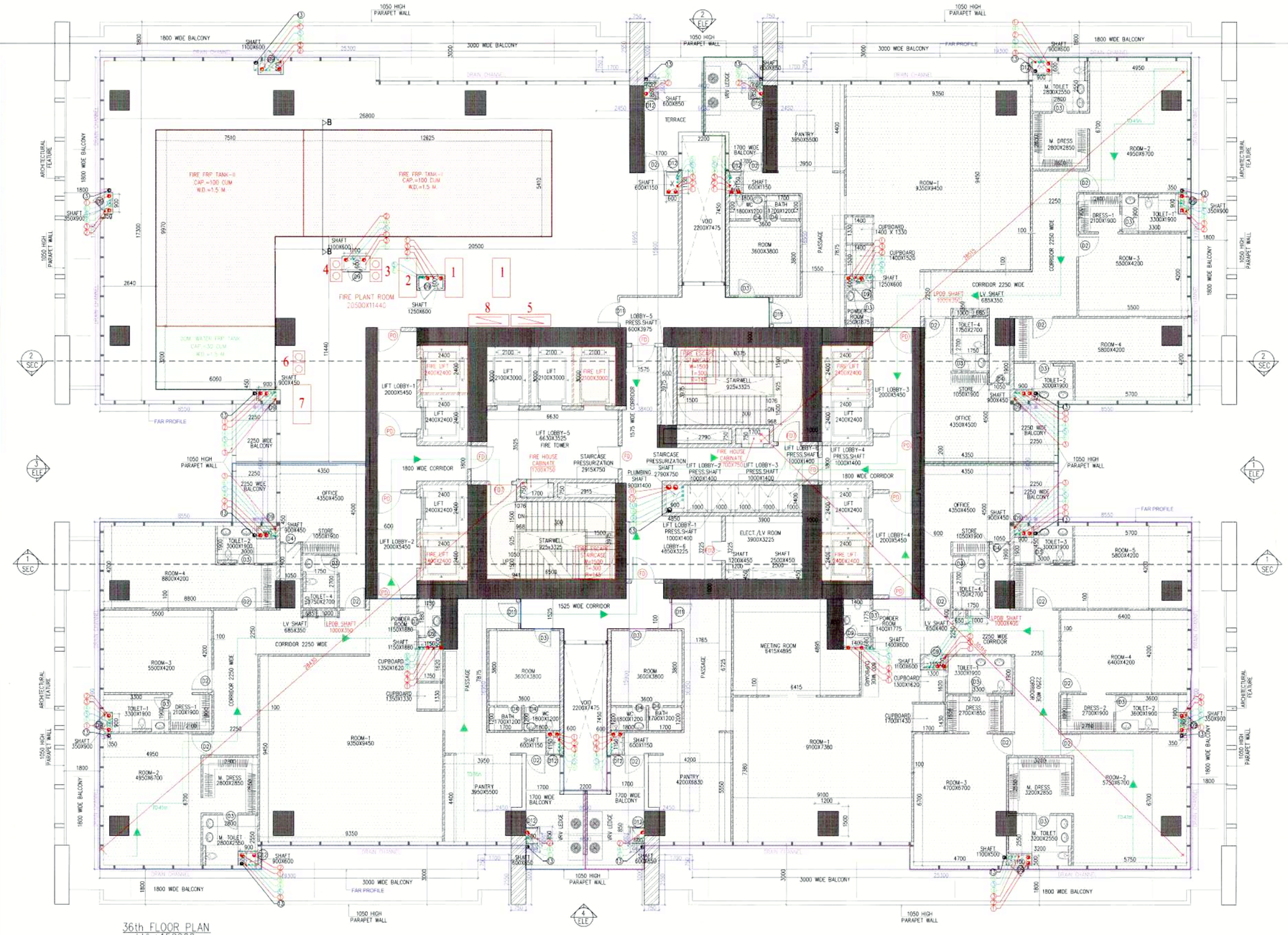

36th FLOOR PLAN
(VL+152900)
(TOWER-EAST)
SERVICE APARTMENT

Tower 4 To A Core _Typical Plan: Occupant Load Calculation
Gross Floor Area: 2078 Sq.mt.

Gross Occupant Load: 2078 /12.5 Pax = 166 Pax

Capacity factor: *10 mm width per person (Ref. NBC Part 4, Table-4 Clause 4.4.2.3)*

Total Staircase width required: 1660 mm.

Total Staircase width provided: 3000mm (1250mm x 02)

Result: With the aspect of Occupancy calculation, the staircases as proposed will meet the oven occupant load means of egress requirements.
Compliance Review:
Staircase handling capacity noted to meet overall occupant load exit requirements.

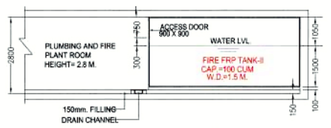

SECTION: B-B

SCHEDULE OF EQUIPMENTS & OPERATING WEIGHT

S.NO	DISCRIPTION	NOS	OPERATING WEIGHT (TONS)
	FIRE PUMPS & EQUIPMENTS		
1	FIRE HYDRANT PUMP	2	1.5
2	SPRINKLER PUMP	1	1.5
3	JOCKEY PUMP	2	0.5
4	PRESSURE VESSEL	2	1.0
5	ELECTRICAL PANEL FOR FIRE PROTECTION SYSTEM	1	0.5
6	DOMESTIC WATER TRANSFER PUMPS	4	2.0
7	HYDRO. SYSTEM FOR DOMESTIC FOR LOWER FLOOR	1	
8	ELECTRICAL PANEL FOR PLUMBING SYSTEM	1	2.0

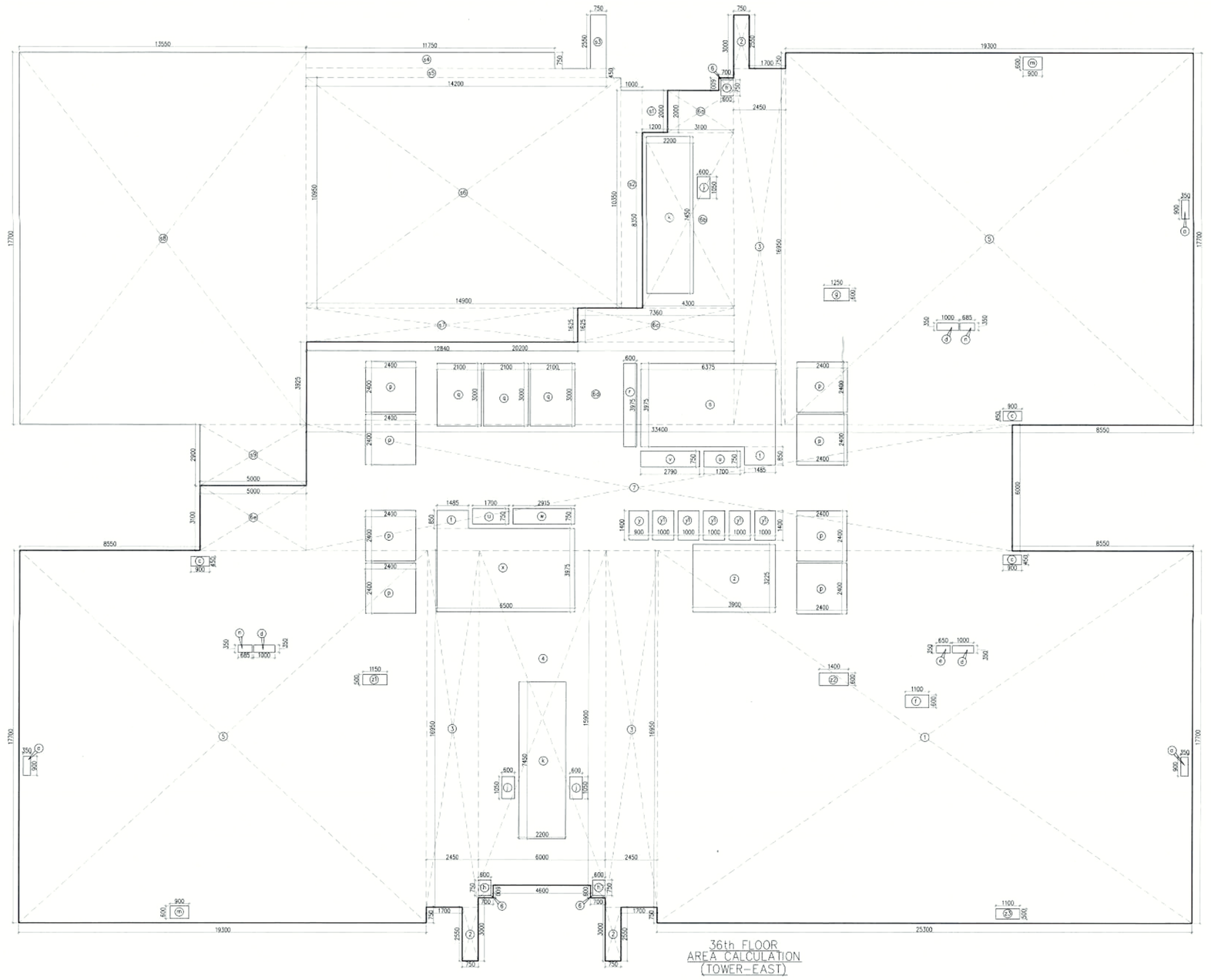

36th FLOOR
AREA CALCULATION
(TOWER-EAST)

36th FLOOR AREA CALCULATION (TOWER EAST)

GROSS – A									
1	=	1	X	23.320	X	17.700	=	447.812	SQM
2	=	1	X	8.750	X	2.550	=	22.313	SQM
3	=	3	X	2.450	X	16.950	=	124.583	SQM
4	=	3	X	2.450	X	17.700	=	130.095	SQM
5	=	3	X	8.500	X	17.700	=	451.050	SQM
6	=	3	X	0.700	X	0.850	=	1.785	SQM
6a	=	1	X	1.100	X	2.300	=	2.530	SQM
6b	=	1	X	1.100	X	2.300	=	2.530	SQM
6c	=	1	X	9.750	X	8.625	=	71.969	SQM
6d	=	1	X	20.200	X	3.925	=	79.285	SQM
6e	=	1	X	5.925	X	3.125	=	18.515	SQM
7	=	1	X	31.400	X	8.500	=	266.900	SQM
					TOTAL	=	**1707.266**	**SQM**	
GROSS – B									
8	=	1	X	0.350	X	2.300	=	0.945	SQM
9	=	3	X	1.400	X	2.400	=	10.080	SQM
10	=	3	X	1.050	X	3.350	=	10.552	SQM
11	=	3	X	0.850	X	3.350	=	8.543	SQM
12	=	1	X	1.100	X	2.600	=	2.860	SQM
13	=	1	X	1.100	X	2.600	=	2.860	SQM
14	=	1	X	1.650	X	2.700	=	4.455	SQM
15	=	3	X	0.650	X	1.250	=	2.692	SQM
16	=	1	X	1.100	X	2.600	=	2.860	SQM
17	=	1	X	1.100	X	2.600	=	2.860	SQM
18	=	1	X	1.100	X	2.600	=	2.860	SQM
19	=	1	X	1.100	X	2.600	=	2.860	SQM
20	=	1	X	1.100	X	2.600	=	2.860	SQM
21	=	1	X	1.100	X	2.600	=	2.860	SQM
22	=	1	X	1.100	X	2.600	=	2.860	SQM
23	=	1	X	1.100	X	2.600	=	2.860	SQM
24	=	1	X	1.100	X	2.600	=	2.860	SQM
25	=	1	X	1.100	X	2.600	=	2.860	SQM
26	=	1	X	1.100	X	2.600	=	2.860	SQM
27	=	1	X	1.100	X	2.600	=	2.860	SQM
28	=	1	X	1.100	X	2.600	=	2.860	SQM
29	=	1	X	1.100	X	2.600	=	2.860	SQM
30	=	1	X	1.100	X	2.600	=	2.860	SQM
31	=	1	X	1.100	X	2.600	=	2.860	SQM
32	=	1	X	1.100	X	2.600	=	2.860	SQM
33	=	1	X	1.100	X	2.600	=	2.860	SQM
34	=	1	X	1.100	X	2.600	=	2.860	SQM
35	=	1	X	1.100	X	2.600	=	2.860	SQM
36	=	1	X	1.100	X	2.600	=	2.860	SQM
37	=	1	X	1.100	X	2.600	=	2.860	SQM
38	=	1	X	1.100	X	2.600	=	2.860	SQM
39	=	1	X	1.100	X	2.600	=	2.860	SQM
40	=	1	X	1.100	X	2.600	=	2.860	SQM
41	=	1	X	1.100	X	2.600	=	2.860	SQM
42	=	1	X	1.100	X	2.600	=	2.860	SQM
43	=	1	X	1.100	X	2.600	=	2.860	SQM
					TOTAL	=	**193.574**	**SQM**	
TOTAL FAR AREA OF 36th FLOOR AREA (TOWER-EAST)					=	**GROSS – A** 1707.266	=	**GROSS – B** 193.574	
					=	**1572.692**		**193.574**	**SQM**
BUILT UP AREA OF 36th FLOOR AREA (TOWER-EAST)									
GROSS – C									
1	=	1	X	6.375	X	3.975	=	25.341	SQM
2	=	1	X	1.400	X	2.950	=	4.130	SQM
3	=	1	X	6.500	X	3.375	=	21.938	SQM
4	=	1	X	1.050	X	3.625	=	3.806	SQM
a1	=	1	X	1.200	X	2.900	=	3.480	SQM
a2	=	1	X	1.200	X	2.900	=	3.480	SQM
b1	=	1	X	0.750	X	2.575	=	1.931	SQM
b2	=	1	X	11.750	X	0.750	=	8.813	SQM
b3	=	1	X	11.750	X	0.750	=	8.813	SQM
b4	=	1	X	14.800	X	12.300	=	182.040	SQM
b5	=	1	X	12.840	X	1.625	=	20.865	SQM
b6	=	1	X	13.500	X	17.700	=	238.950	SQM
b9	=	1	X	5.050	X	2.800	=	14.140	SQM
					TOTAL	=	**534.500**	**SQM**	
TOTAL BUILT UP AREA OF 36th FLOOR AREA (TOWER-EAST)					=	**FAR AREA** 1572.692	=	**GROSS – C** 534.500	
					=			346.194	**SQM**
TOTAL NON FAR AREA OF 36th FLOOR AREA (TOWER-EAST)					=	**BUILT UP AREA** 2346.194	-	**FAR AREA** 1572.692	
					=	534.500			**SQM**

SCHEDULE OF JOINERY

ITEM NO	TAG	DETAILS	SIZE		LOCATION
			WIDTH	HEIGHT	
1	FD	120 MIN FIRE RATED HDF HARDWOOD DOOR	1100	2400	AT LOBBY CORRIDOR ENTRY DOOR
2	FD1	60 MIN FIRE RATED HDF HARDWOOD DOOR	1200	2400	ALL MAIN ENTRY DOOR (REFUGE FLOOR)
3	FD2	120 MIN FIRE RATED HDF HARDWOOD DOOR	1200	2100	ELECTRIC SHAFT
4	FD3	120 MIN FIRE RATED HDF HARDWOOD DOOR	1500	2400	CORRIDOR (REFUGE FLOOR)
5	FD 113	60 MIN FIRE RATED HDF HARDWOOD DOOR	1200	2100	SERVICE SHAFT
6	FD7	FIRE DOOR	1200	2400	STAIRCASE DOOR FIFPORATED DOOR
7	D9	ALUMINIUM GLAZED DOOR	1200	2400	BALCONY DOOR
8	D1	HDF HARDWOOD DOOR	1200	2400	ENTRY DOOR
9	D2	HDF HARDWOOD DOOR	1000	2400	BEDROOM DOORS
10	D3	HDF HARDWOOD DOOR	850	2400	KITCHEN DOORS/TOILET DOOR
11	D4	HDF HARDWOOD DOOR	750	2400	UTILITY/BALCONY/TOILET DOORS
12	D5	SLIDING WOF HARDWOOD DOOR	850	2400	CARETAKER ROOM TOILET
13	D6	M'S GLASS DOOR	900	2400	PHE'S
14	D8	HDF HARDWOOD DOOR	1200	2400	MACHINE ROOM TERRACE
15	D9	HDF HARDWOOD DOOR	750	2100	PLUMBING SHAFT
16	D10	HDF HARDWOOD DOOR	1000	2400	HANDICAP TOILET (STILT)
17	D11	ALUMINIUM DOOR	1000	2400	KITCHEN DOOR (OPENING IN BALCONY)
18	D12	HDF HARDWOOD DOOR	600	2100	SHAFT DOOR
19	FD	60 MIN FIRE RATED HDF FIRE RATED DOOR	1050	2400	PRIVATE LIFT LOBBY

Note :-

1. BUILDING WILL BE DESIGNED (STRUCTURES) AS PER RELEVANT IS CODES FOR EARTH QUAKE RESISTANCE.

PROJECT

REVISED BUILDING PLANS OF COMMERCIAL COLONY(TOD) MEASURING 17.4875 ACRES (LICENCE NO. 240 OF 2007 DATED 25.10.2007) AND 6.99025 ACRES (LICENCE NO. 239 OF 2007 DATED 25.10.2007, LICENCE NO. 241 OF 2007 DATED 25.10.2007 & LICENCE NO. 199 OF 2008 DATED 8.12.2008) TOTALLING **24.47775 ACRES** IN SECTOR-62, GURUGRAM MANESAR URBAN COMPLEX BEING DEVELOPED BY PIONEER URBAN LAND & INFRASTRUCTURE LTD.

CLIENT

PIONEER URBAN LAND & INFRASTRUCTURE LTD.

Pioneer Urban
Ground Floor
Near GOLF Course Extension Road,
Sector-62,
Gurugram -122001 Haryana

DESIGN ARCHITECT

RSP
RSP Design consultants (India) Pvt. Ltd.
103, First Floor, Bestech Business Tower, Sector: 48, Sohna Road Gurgaon, 122018, India TEL: 4708868 FAX: 4706818
HEAD OFFICE: NO.33, MUSEUM ROAD, BANGALORE -560 001
TEL: 25596868 FAX: 25596818
EMAIL: rsp@spindia.net ; www.rspindia.net

ASSOCIATE ARCHITECT

RSMS ARCHITECTS

RSMS ARCHITECTS PVT. LTD.
69,Nora Niwas Bhawani Kunj
(Behind D2), Vasant Kunj,
New Delhi-110070.
Tel.: 011-26898616,26898617
www.rsms-arch.com

LEGENDS :

01.	1	150Ø SOIL PIPE
02.	2	150Ø WASTE PIPE
03.	3	75Ø VENT PIPE
04.	4	65 DIA'S PIPE DIN. LAKE
05.	5	65 DIA'S PIPE DIN. LAKE
06.	6	65 DIA'S PIPE DIN. LAKE (BORED HOLE)
07.	7	65 DIA'S PIPE RISER DOWEL FROM BASEMENT PLANT ROOM
08.	8	65 DIA'S PIPE RISER DOWEL FROM SERVICE FLOOR PLANT ROOM
09.	9	65 DIA'S PIPE RISER DOWEL FROM BASEMENT PLANT ROOM
10.	10	65 DIA'S PIPE RISER DOWEL FROM SERVICE FLOOR PLANT ROOM
11.	11	200Ø SOIL PIPE
12.	12	200Ø WASTE PIPE
13.	13	150Ø RAIN WATER PIPE
14.	14	200Ø RAIN WATER PIPE

DTP(HQ) ATP(HQ)

Checked and found ok for Public Health Engineering Services only subject to comments in its issued letter No. 20400 dt. 22/7/24

Superintending Engineer (HQ)
Public Health Engineering Department
Haryana Panchkula

SANCTIONED
TO BE READ WITH THIS OFFICE MEMO NO.
DATED

ARCHITECT'S SEAL & SIGNATURE

OWNER'S SEAL & SIGNATURE

JUNE.-2024 | Scale : 1:100

Drawing Title:-
36th FLOOR PLAN & AREA CALCULATION (TOWER EAST)

Drawing No:-
ES-11a
28082024-3