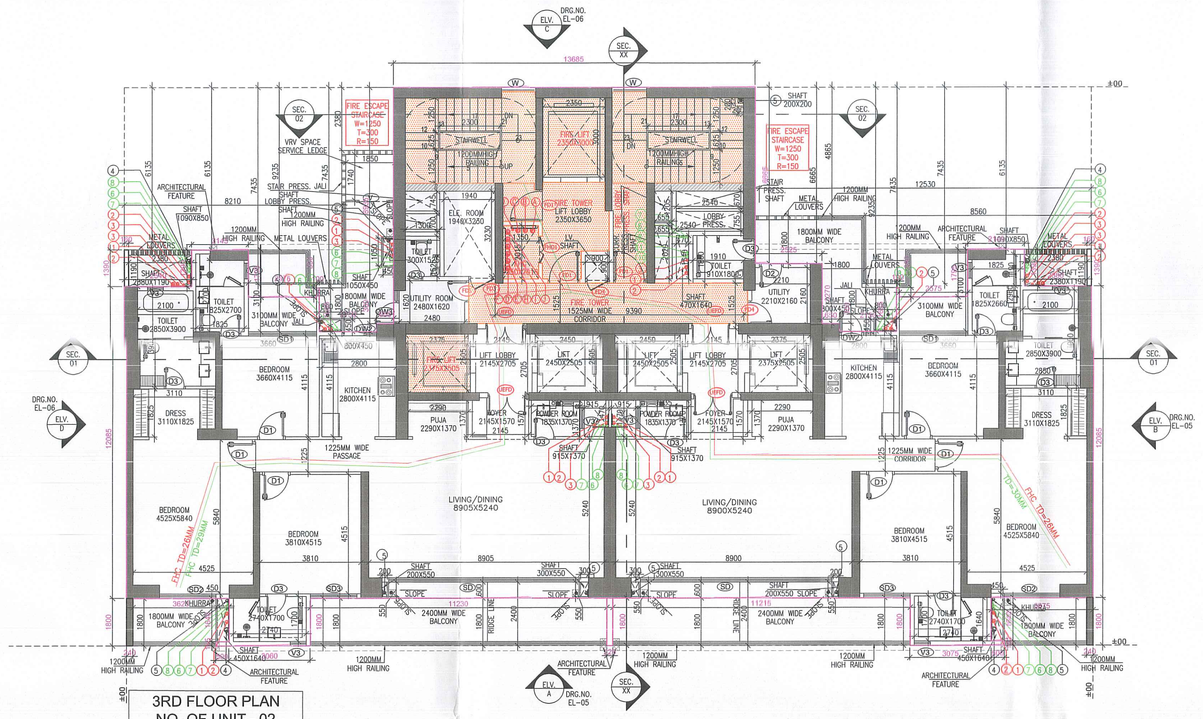

3RD FLOOR PLAN
NO. OF UNIT - 02
LVL+14400
TOWER-03

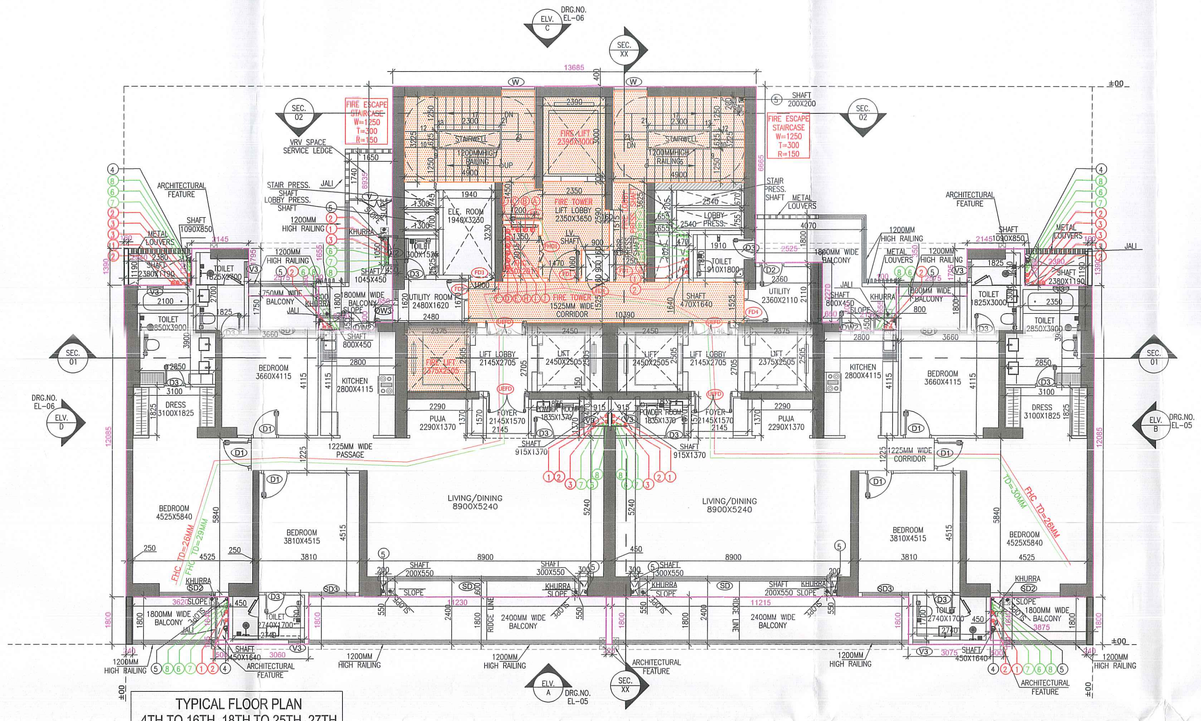

TYPICAL FLOOR PLAN
4TH TO 16TH, 18TH TO 25TH, 27TH
TO 34TH & 36TH FLOOR
TOWER -3

DTP (HQ)
Member
BPAC

STP (HQ)
Member
Secretary
BPAC

Chairman
BPAC

SANCTIONED
VIDE MEMO No. 42265 DATED 20-05-26

FLOOR	FLOOR LEVEL	UNITS
4th FLOOR	LVL+17.800	2
5th FLOOR	LVL+20.200	2
6th FLOOR	LVL+24.000	2
7th FLOOR	LVL+28.000	2
8th FLOOR	LVL+31.400	2
9th FLOOR	LVL+34.800	2
10th FLOOR	LVL+38.200	2
11th FLOOR	LVL+41.600	2
12th FLOOR	LVL+45.000	2
13th FLOOR	LVL+48.400	2
14th FLOOR	LVL+51.800	2
15th FLOOR	LVL+55.200	2
16th FLOOR	LVL+58.600	2
18th FLOOR	LVL+65.400	2
19th FLOOR	LVL+68.800	2
20th FLOOR	LVL+72.200	2
21st FLOOR	LVL+75.600	2
22nd FLOOR	LVL+79.000	2
23rd FLOOR	LVL+82.400	2
24th FLOOR	LVL+85.800	2
25th FLOOR	LVL+89.200	2
27th FLOOR	LVL+96.000	2
28th FLOOR	LVL+99.400	2
29th FLOOR	LVL+102.800	2
30th FLOOR	LVL+106.200	2
31st FLOOR	LVL+109.600	2
32nd FLOOR	LVL+113.000	2
33rd FLOOR	LVL+116.400	2
34th FLOOR	LVL+119.800	2
36th FLOOR	LVL+126.600	2
	TOTAL UNITS = 60	

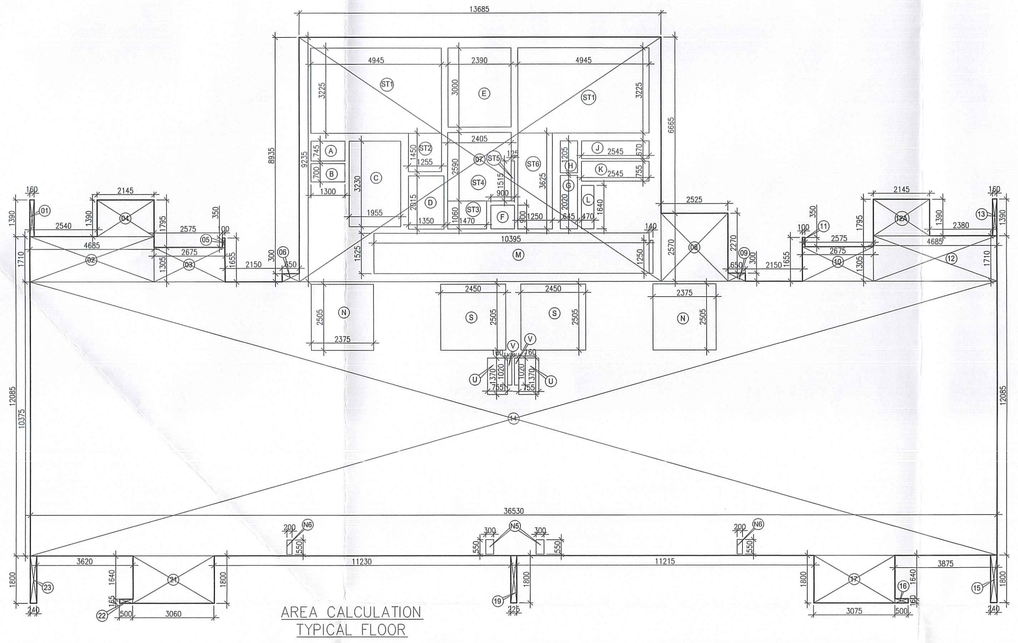

AREA CALCULATION
TYPICAL FLOOR

FAR AREA CALCULATION OF TYPICAL FLOOR - TOWER 3

GROSS – A							
Sr. No	Nos		Length		Width		Area (SQM)
1	1	X	0.160	X	1.390	=	0.222
2	1	X	4.685	X	1.710	=	8.011
3	1	X	2.675	X	1.305	=	3.491
4	1	X	2.145	X	1.390	=	2.982
5	1	X	0.100	X	0.350	=	0.035
6	1	X	0.650	X	0.300	=	0.195
7	1	X	13.685	X	9.235	=	126.381
8	1	X	2.525	X	2.570	=	6.489
9	1	X	0.650	X	0.300	=	0.195
10	1	X	2.675	X	1.305	=	3.491
11	1	X	0.100	X	0.350	=	0.035
12	1	X	4.685	X	1.710	=	8.011
12A	1	X	2.145	X	1.390	=	2.982
13	1	X	0.160	X	1.390	=	0.222
14	1	X	36.530	X	10.375	=	378.999
15	1	X	0.240	X	1.800	=	0.432
16	1	X	0.500	X	0.160	=	0.080
17	1	X	3.075	X	1.800	=	5.535
19	1	X	0.225	X	1.800	=	0.405
21	1	X	3.060	X	1.800	=	5.508
22	1	X	0.500	X	0.165	=	0.083
23	1	X	0.240	X	1.800	=	0.432
			TOTAL			=	554.216
GROSS – C			DEDUCTIONS				
Sr. No	Nos		Length		Width		Area (SQM)
A	1	X	1.300	X	0.745	=	0.969
B	1	X	1.300	X	0.700	=	0.910
C	1	X	1.955	X	3.230	=	6.315
D	1	X	1.350	X	2.015	=	2.720
E	1	X	2.390	X	3.000	=	7.170
F	1	X	0.900	X	0.900	=	0.810
G	1	X	0.645	X	2.020	=	1.303
H	1	X	0.645	X	1.205	=	0.777
J	1	X	2.545	X	0.670	=	1.705
K	1	X	2.545	X	0.755	=	1.921
L	1	X	0.470	X	1.640	=	0.771
M	1	X	10.395	X	1.525	=	15.852
N	2	X	2.375	X	2.505	=	11.899
N5	2	X	0.300	X	0.550	=	0.330
N6	2	X	0.200	X	0.550	=	0.220
S	2	X	2.450	X	2.505	=	12.275
U	2	X	0.765	X	1.370	=	2.096
V	2	X	0.160	X	1.020	=	0.326
					TOTAL	=	68.369
STAIRCASE AREA CALCULATATION							
GROSS - B							
Sr. No	Nos		Length		Width		Area (SQM)
ST1	2	X	4.945	X	3.225	=	31.895
ST2	1	X	1.255	X	1.450	=	1.820
ST3	1	X	1.470	X	1.060	=	1.558
ST4	1	X	2.590	X	2.405	=	6.229
ST5	1	X	0.125	X	1.515	=	0.189
ST6	1	X	1.250	X	3.625	=	4.531
					TOTAL	=	46.223

NET FAR - TOWER-3

NET FAR AREA OF TYPICAL FLOOR FLOOR	=	GROSS – A	-	GROSS – B	-	GROSS – C	
	=	554.216	-	46.223	-	68.369	
GROSS –1	=	439.624		SQM			

BUILT-UP AREA - TOWER 3

NET BUILT AREA OF TYPICAL FLOOR FLOOR	=	GROSS – 1	+	GROSS – B			
	=	439.624	+	46.223			
GROSS –2	=	485.847		SQM			

NON FAR AREA - TOWER 3

NON FAR AREA OF TYPICAL FLOOR FLOOR	=	GROSS – 2	-	GROSS – 1			
	=	485.847	-	439.624			
GROSS –3	=	46.223		SQM			

DOOR/ WINDOW SCHEDULE (TOWER-3)						
S. NO.	TAGS	WIDTH	LINTEL	CILL	LOCATION	FIRE RATINGS
DOORS						
1	D	1200	2400	0	Handicap W.R	
2	D1	1050	2400	0	M.Bedroom, Bedroom	
3	D2	900	2400	0	S.Room,Study	
4	D3	800	2400	0	Toilet,M.Toilet, P.Room,S.Room	
EXTERNAL DOORS						
1	SD	7230	Beam Bottom	0	Living, Dining	
2	SD1	2575	Beam Bottom	0	Bedroom 2	
3	SD2	2125	Beam Bottom	0	Bedroom 2,M.Bedroom	
4	SD3	1750	Beam Bottom	0	Bedroom 1	
5	SD4	1425	Beam Bottom	0	Kitchen,Family Lounge	
	DW1	1300	Beam Bottom	0/900	Family Lounge	
6	DW2	1300	Beam Bottom	0/1200	Kitchen	
	DW3	1250	2400	0/900	U.Balcony/S.Room,Study	
GLAZINGS						
1	GL1	17860	6800	0	Stilt Lobby	
2	GL2	17460	2700	0	Triple height Lobby	
WINDOWS						
1	V	1200	2400	100	VRV Door	
2	V1	600	2400	100	Shaft	
3	V2	800	2400	1200	S.Toilet,Service	
4	V3	600	2400	1200	S. Toilet,M. Toilet, Toilet,H. WC	
5	W	1250	2400	900	Staircase	
6	W1	1000	2400	900	Staircase	
FIRE DOORS AND WINDOW						
1	FD	1250	2400	0	Fire Exit	2hr
2	FD1	1200	2400	0	Entrance Door, Staircase /corridore/Lift Lobby	2hrs
3	FD2	1050	2400	0	Fire Exit	2hrs
4	FD3	1000	2400	0	Service/Shaft	
5	FD4	900	2400	0	Lobby Pressurization, Shaft,S.Room, Study	2hrs
6	FD5	800	2400	0	Shaft,S.Room,Study	
7	FD6	1200	2400	0	Entrance Door	1hr
7	FHD1	1050	2400	0	FHC Shaft	
DOOR/ WINDOW SCHEDULE (TOWER-3)						
S. NO.	TAGS	WIDTH	LINTEL	CILL	LOCATION	FIRE RATINGS
FIRE DOORS AND WINDOW						
1	BFD1	1200	2400	0	Fire staircase,staircase, Lift Lobby,	2hrs
2	BFD2	1000	2400	0	Service Shaft	2hrs
3	BFD3	900	2400	0	Shaft	2hrs
4	BFHD1	1000	2400	0	FHC Shaft	2hrs

LEGEND :-

SYMBOL	DESCRIPTION
A	150Ø FIRE HYDRANT PIPE FOR LOWER ZONE
B	150Ø FIRE HYDRANT PIPE FOR MIDDLE ZONE
C	150Ø FIRE HYDRANT PIPE FOR UPPER ZONE
C	150Ø FIRE SPRINKLER PIPE FOR LOWER ZONE
D	150Ø FIRE SPRINKLER PIPE STAND BY FOR LOWER ZONE
E	150Ø FIRE SPRINKLER PIPE FOR MIDDLE ZONE
F	150Ø FIRE SPRINKLER PIPE STAND BY FOR MIDDLE ZONE
G	150Ø FIRE SPRINKLER PIPE FOR UPPER ZONE
I	150Ø FIRE SPRINKLER PIPE STAND BY FOR UPPER ZONE
J	80Ø FHC DRAIN PIPE

1	A	110Ø SOIL PIPE
2	A	110Ø WASTE PIPE
3	A	75Ø VENT PIPE
4	A	160Ø RAIN WATER PIPE FROM TERRACE
5	A	110Ø RAIN WATER PIPE FROM BALCONY
6	A	DOMESTIC WATER DOWN TAKE PIPE
7	A	FLUSHING WATER DOWN TAKE PIPE
8	A	HYDRO-PNEUMATIC DOMESTIC WATER PIPE FOR TOP OF THREE FLOOR
9	A	DOMESTIC WATER RISER PIPE
10	A	FLUSHING WATER RISER PIPE

SUNKEN HATCH
TOILET / KITCHEN 80 MM SUNK
TILE SIZE BALCONY LOCAL DEPRESSION 75 MM UP TO SHAFT
600 MM WIDE SHAFT ACCESS DOOR
SHAFT PLATFORM

PLUMBING CUTOUT NOTES:-		
	*	75 x 75 MM CUTOUT FOR WASH BASIN
		150 x 150 MM CUTOUT FOR FLOOR TRAP & FLOOR DRAIN
	FT	FLOOR TRAP
	FD	FLOOR DRAIN
	BD	BALCONY DRAIN

Note :-
1. BUILDING HAS AUTOMATIC SPRINKLER SYSTEM WHEREVER REQUIRED BY NBC.
2. BUILDING WILL BE DESIGNED (STRUCTURES) AS PER RELEVENT IS CODES FOR EARTH QUAKE RESISTANCE.
3. ALL BUILDING 100% POWER BACKUP.

PROJECT:

PROPOSED BUILDING PLAN OF G.H. SITE NO.24 IN SECTOR-53 GURUGRAM OF AREA MEASURING 7.413 ACRES BEING DEVELOPED BY M/S GODREJ PROPERTIES LTD.

ASSOCIATE ARCHITECTS

GG ASSOCIATES
134, First floor, Vipul Business Park, Sohna Road, Sector-48,Gurugram-122018(Hr.)
(PH-9560794794,9871004573)

OWNER'S SEAL & SIGNATURE

For Godrej Properties Ltd.
Authorised Signatory

ARCHITECT'S SEAL & SIGNATURE

Ar. Lavender Kumar
(9871004573)
CA/2012/42031

FEB.-2026 | Scale : 1:.100

Drawing Title: 3RD FLOOR PLAN, TYPICAL FLOOR PLAN & AREA CALCULATION

Drawing No:- 13-03

Checked and found ok for Public Health (Internal) Service only subject to comm... in forwarding letter No. 4422 STP dt. 4/2/26

Superintending Engineer (HQ)
for Chief Engineer-I
Ar. Pankhuda