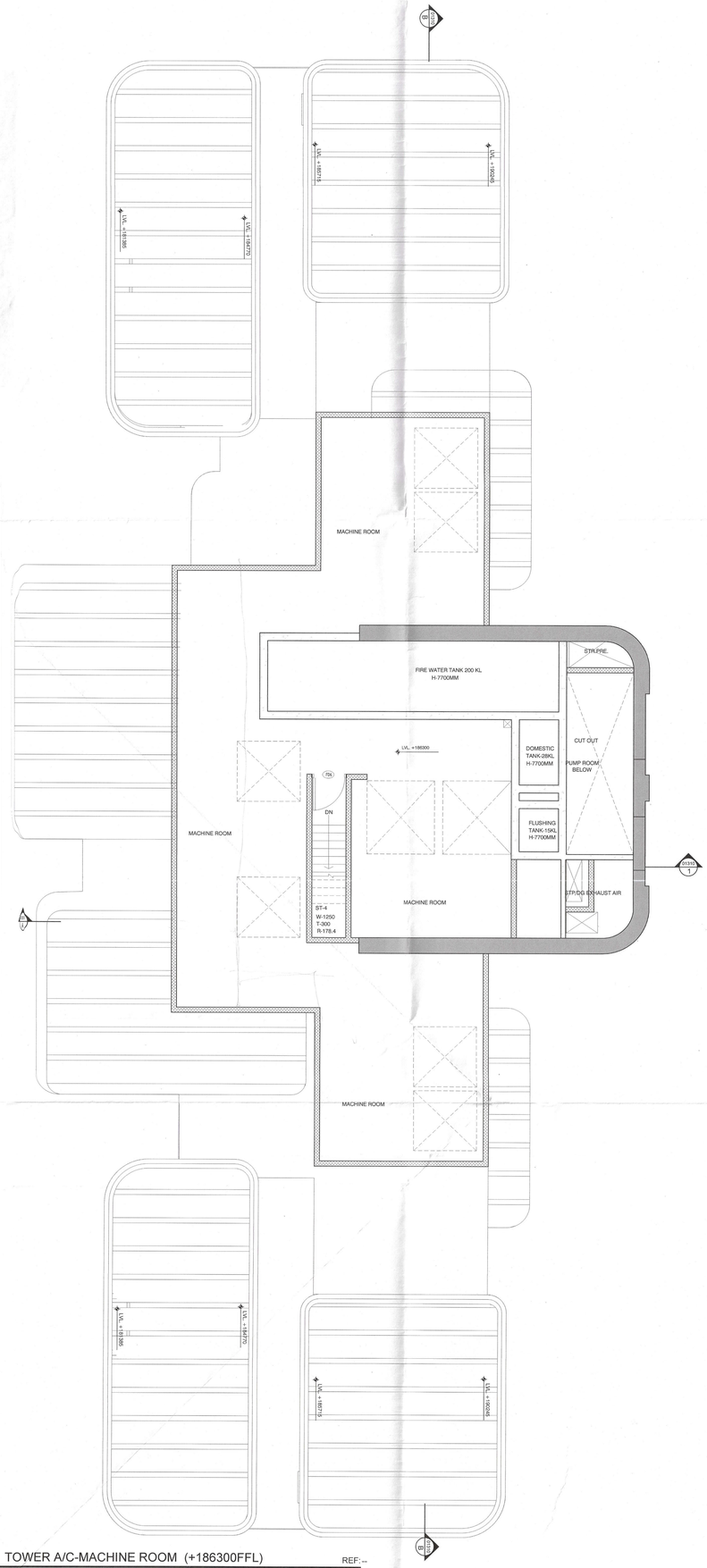

A TOWER A/C-MACHINE ROOM (+186300FFL) REF:--

SCALE: 1:75

TOWER A&C MACHINE ROOM UPPER				
S. No.	Nos./Co-effi	Length (M.)	Width (M.)	Area (Sq. M.)
NON-FAR AREA (A)				
1	1	6.630	5.800	38.454
2	1	1.900	17.110	32.509
3	1	5.250	11.230	58.958
4	1	4.950	5.800	28.710
5	1	5.813	8.650	50.282
6	1	3.496	1.760	6.153
8	1	5.255	0.840	4.414
9	1	5.105	0.800	4.084
10	1	0.450	2.447	1.101
11	1	0.600	1.000	0.600
12	1	0.450	3.103	1.396
13	1	0.600	1.000	0.600
14	1	AS PER CAD		1.303
15	1	9.308	0.600	5.585
16	1	0.070	1.680	0.118
17	1	5.250	2.580	13.545
18	1	1.450	3.300	4.785
19	1	1.680	5.870	9.862
TOTAL NON-FAR AREA (A+B)				264.89

TOWER A&C MACHINE ROOM UPPER				
S. No.	ANGLE	RADIUS	NOS.	Area (Sq. M.)
AREA (B)				
7	90	1.76	1	2.432
TOTAL (B)				2.432

TOWER A&C				
DOOR ID	FINISH OPENING			
	WIDTH	HEIGHT	LINTEL	CILL
SLIDING DOORS				
DS6	4670	2800	2800	0
DS7	2310	2800	2800	0
DS8	2760	2800	2800	0
DS9	4250	2800	2800	0
DS10	3350	2800	2800	0
DS11	5400	2800	2800	0
DS12	3400	2800	2800	0
DS13	3200	2800	2800	0
ALUMINIUM DOORS				
D5	800	2800	2800	0
D6	850	2800	2800	0
WOODEN DOORS				
D1	1000	2150	2150	0
D3	800	2150	2150	0
D4	1200	2150	2150	0
FIRE DOORS				
FD5	800	2150	2150	0
FD6	1300	2150	2150	0
FDT1	600	2050	2150	100
FDT2	700	2050	2150	100
FD8	1000	2150	2150	0
WINDOW ID	FINISH OPENING			
	WIDTH	HEIGHT	LINTEL	CILL
WINDOWS				
W2	750	2100	2800	700
W4	800	2100	2800	700
W8	1200	2700	2800	100
W9	850	2100	2800	700
W10	1200	1900	2800	900
W11	575	2100	2800	700
W12	600	2100	2800	700
W13	570	1900	2800	900
W14	400	1900	2800	900
FIRE WINDOWS				
FW14	925	2700	2800	100
FW15	1500	2700	2800	100
FIRE GLASS DOOR				
GD1	750	2700	2800	100

LEGEND:

- SITE BOUNDARY
- SETBACK LINE FOR BASEMENT
- FAR
- NON-FAR
- GROUND COVERAGE
- PARKING AREA
- BASEMENT AREA

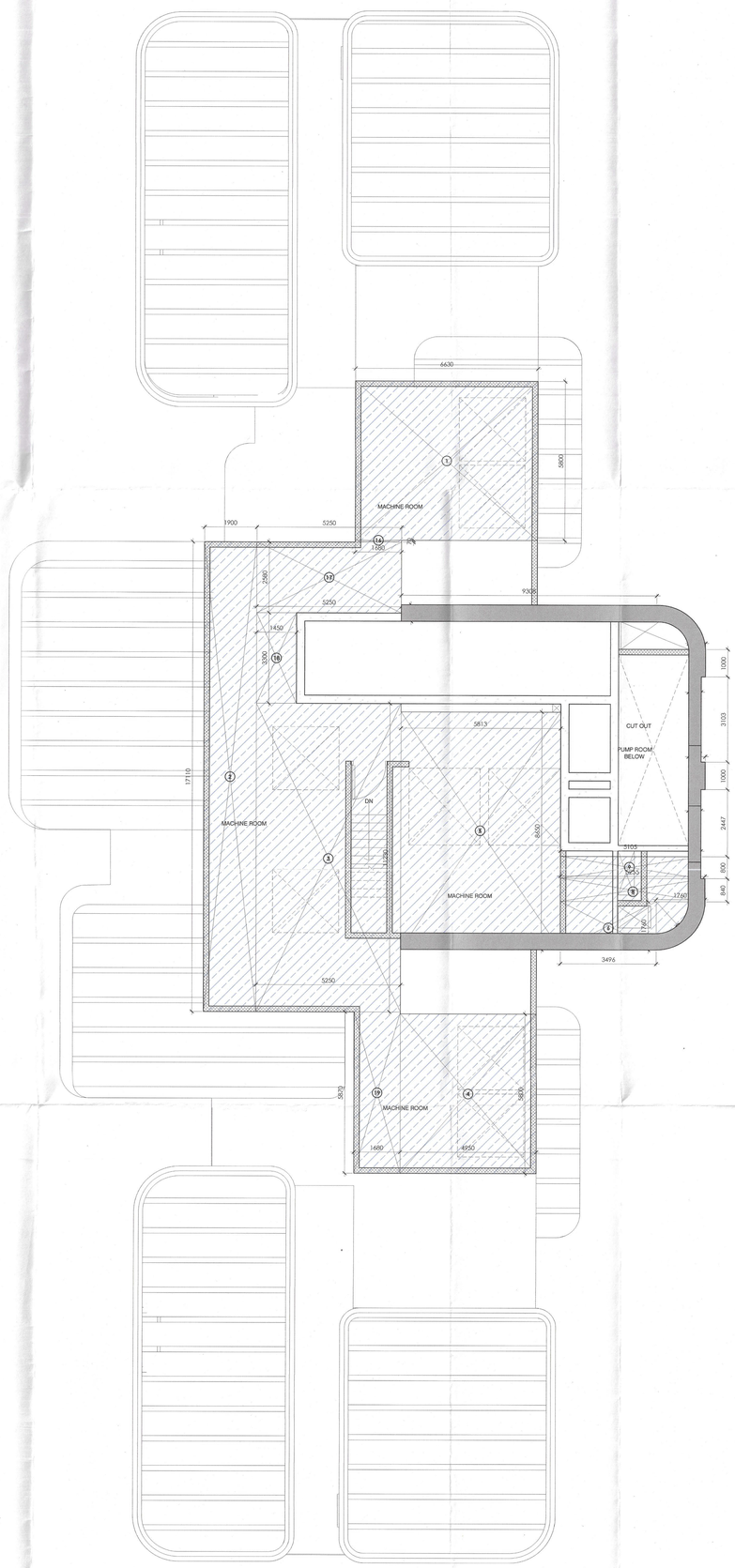

B TOWER A/C-MACHINE ROOM AREA DIAGRAM REF:--

SCALE: 1:75

AUTHORITY STAMP & SIGN -

Building Plans Should be valid for five year only
To be read with Memo No. 7549
Dated 26/12/2025

Chairman Building Plan Committee cum Senior Town Planner HSIIDC, IMT Manesar

Re-Affirmation for Sanction
ATP
Hr. DP/Man

GENERAL NOTES -

1. All dimensions are in to be read and not to be scaled.

KEY PLAN

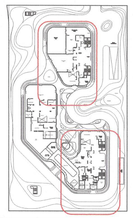

REV.	DATE	REVISION DESCRIPTION

ARCHITECT'S STAMP & SIGN- Prashant Kumar Verma, Architect, Council of Architecture, Registration No.: CA/2014/63871

OWNER'S SIGN- For Trehan Promoters & Builders Pvt. Ltd. Director / Authorised Signatory

CONCEPT ARCHITECTS
UHA
3 Murphy Street, London, SE1 7FP
Email:www.uha.global

PROJECT ARCHITECT
Arcop Associates PVT. LTD.
A-15, PAMPOSH ENCLAVE
GREATER KAILASH
NEW DELHI, INDIA
Ph.: +91-11-26442050
Email: pverma@arcop.co.in

STRUCTURE
BALDRIDGE & ASSOCIATES STRUCTURAL ENGINEERING PVT. LTD.
406,Sakar east, B/S Gurunanak,School,
40MT Tarsali-Danteshwar
Ring Road Vadodara
390009,Gujarat, India
Ph.:0265-2981813
Website:www.baseengr.com

MEP CONSULTANT
CLANCY GLOBAL
CONSULTING ENGINEERS
Unit No.170 A&B, Tower B1
Spaze Itech Park,Sohna Road,
Sec-49,Gurgaon
Tel. No. +91 124 4253925.
Website : www.clancy-global.com

LANDSCAPE
ORACLES
G 98 Kalkaji New Delhi 110 019
Tel. No. + 91 11 2648 1630
Email :admin@oracleslandscape.in

VERTICAL TRANSPORT
TAK CONSULTING PVT. LTD.
A303, Galleria Hiranandani Garden,Powai
Mumbai 400078,INDIA
Tel. No. + 91 2225707498

CLIENT
TREHAN PROMOTERS & BUILDERS PVT LTD

PROJECT NAME
TREHAN RESIDENCE SEC 80

PROJECT TITLE
Proposed Building Plan of Clubbed Group Housing sites (GH-3B & GH-3C) area measuring 5.08Acres,Sector-80, IMT Manesar being developed by Trehan Promoters & Builders Pvt. Ltd.

DATE	13-11-2025
DRAWN BY	SAKSHI NEGI
CHECKED BY	PRASHANT KUMAR

DRAWING TITLE- TOWER A/C_MACHINE ROOM

NORTH -

SCALE - 1: 75

DRAWING NO.- SN36-TR-80GH-AT-SD-DRG-01150

REV -

DRAWING STATUS - SUBMISSION DRAWING

SIZE - A0

SHEET NO -32