DOOR WINDOW SCHEDULE						
TYPE	Finished Opening Size DH x W	Width	Lintel Ht. from FFL	Sill Ht. from FFL	Location	Fire Rating
DOORS						
D01	1300X2450	1300	2450	0	Entrance door	-
D02	1000X2450	1000	2450	0	Bedroom door	-
D03	800X2450	800	2450	0	Toilet door	-
D04	900X2450	900	2450	0	Servant room door	-
DW01	1500X2450	1500	2450	0	Utility kitchen door	-
DW02	1400X2450	1400	2450	0	Servant utility door	-
SLIDING DOOR SCHEDULE						
SD1	2300X2450	2300	2450	0	-	-
SD2	3450X2450	3450	2450	0	-	-
SD3	1665X2450	1665	2450	0	Guest bedroom	-
SD4	4775X2450	4775	2450	0	Sink living	-
SD5	5775X2450	5775	2450	0	Sink + living	-
SD6	5850X2450	5850	2450	0	Sink ++ living	-
SD7	6265X2450	6265	2450	0	Kitchi living	-
SD8	3650X2450	3650	2450	0	-	-
WINDOWS						
W01	750X1350	750	2450	1300	Toilet	-
W02	600X1350	600	2450	1300	Guest room toilet	-
W03	750X2150	750	2450	300	Master dresser	-
W08 (W11 FROM CORRID. LANDING)	900X1350	900	2450	1300	Staircase	-
W05	1500X2150	1500	2450	300	Study	-
W06	600X2150	600	2450	300	Bedroom	-
FIRE DOOR SCHEDULE						
FD01	1300X2450	1200	2450	0	Staircase door	2hr
FD07	1200X2450	1200	2450	0	Fire staircase door	2hr
LIFT DOOR						
L1	1200X2450	1200	2450	0	Lift door	-
L2	1200X2450	1200	2450	0	Fire Lift door	-
CORE SHAFT DOOR						
FD03	1050X2100	1050	2400	300	Elec. Shaft	2hr
FD05	600X2100	600	2400	300	LV	2hr
FD07	900X2100	900	2400	300	CWG	-
FD	900X2100	900	2400	300	FHC	-

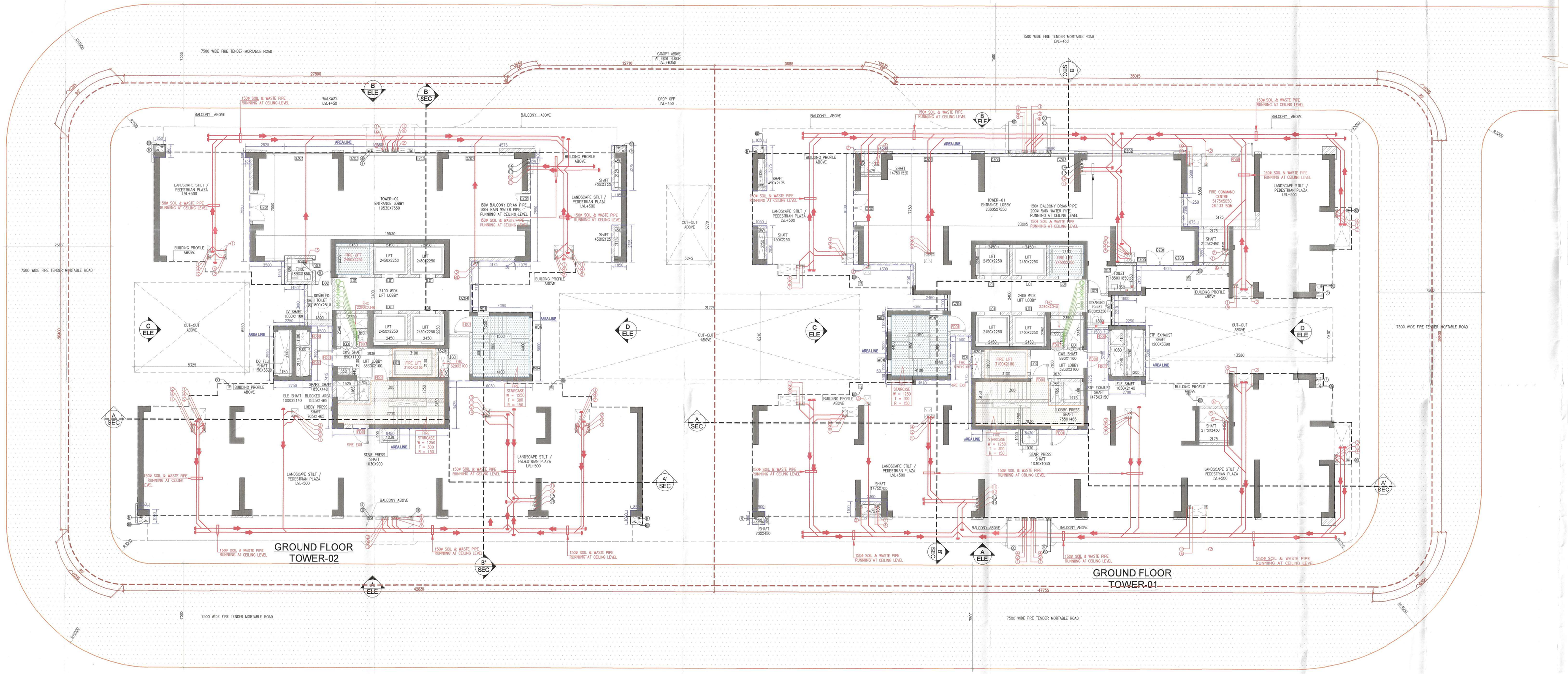

GROUND/STILT
FLOOR PLAN
LVL+600
(TOWER-1&2)

LEGEND:-

		100ø DRAIN PIPE
		100ø SUMP RISER
	DP	DRAIN POINT
		DRAIN CHANNEL

PLUMBING VERTICAL PIPES SCHEDULES:-

1		100ø SOIL & WASTE PIPE
2		150ø WASTE PIPE
3		100ø WASTE PIPE FOR KITCHEN
4		75ø VENT PIPE
5		DOMESTIC WATER SUPPLY MAIN PIPE
6		DOMESTIC WATER SUPPLY BRANCH PIPE
7		FLUSHING WATER SUPPLY MAIN PIPE
8		FLUSHING WATER SUPPLY BRANCH PIPE
9		DOMESTIC WATER RISER TO UHT
10		FLUSHING WATER RISER TO UHT
11		RAIN WATER PIPE
12		150ø SOIL & WASTE PIPE
13		150ø WASTE PIPE
14		200ø RAIN WATER PIPE
15		150ø BALCONY DRAIN PIPE

PLUMBING LEGEND			
SYM	DESCRIPTION		
1	BV		BALL VALVE
2	DWS		DOMESTIC WATER SUPPLY
3	FWS		FLUSHING WATER SUPPLY
4	DWR		DOMESTIC WATER RISER
5	FWR		FLUSHING WATER RISER

Note :-

1. BUILDING HAS AUTOMATIC SPRINKLER SYSTEM WHEREVER REQUIRED BY NBC.
2. BUILDING WILL BE DESIGNED (STRUCTURES) AS PER RELEVENT IS CODES FOR EARTH QUAKE RESISTANCE.
3. ALL TOILET & KITCHEN HAVE PERMANENT VENTILATION /EXHAUST
4. ALL BUILDINGS ARE NATURALLY VENTILATED AND WHERE EVER REQUIRED MECHANICAL VENTILATION IS PROPOSED WITH 100% POWER BACKUP.

Project

PROPOSED BUILDING PLAN OF **RESIDENTIAL** GROUP HOUSING COLONY OVER AN AREA MEASURING 5.1375 ACRE (LICENSE NO. 62 OF 2025 DATED 01-05-2025) IN SECTOR 103, GURUGRAM BEING DEVELOPED BY BABBLER PROJECTS PVT. LTD. AND AIPL BHARAT INFRASTRUCTURE PRIVATE LIMITED IN COLLABORATION WITH AIPL BHARAT INFRASTRUCTURE PRIVATE LIMITED.

Client

AIPL Bharat Infrastructure Pvt. Ltd.
AIPL Business Club, 5th Floor, Sector 62,
Gurugram 122 002, Haryana, IN
Phone: +91 92111 60000 Ext: 7794

Architects:

Morphogenesis
Plot No. 41, Industrial Estate,
Okhla Phase-III,
New Delhi 110020, India
TEL: +91 11 41828070
FAX: 91 11 26490351
E Mail:studio@morphogenesis.org

Associate Architects:

SBA Design N Code LLP
Architecture·Codes·Interiors
(Formerly known as RSMS International)
69,Nora Niwas Bhawani Kunj
(Behind D2), Vasant Kunj,
New Delhi-110070.
Mob.: 9810791652,9811077209

GROUND FLOOR FAR AREA FLOOR TOWER-02									
GROSS – A									
1	1	X	0.850	X	0.950	=	0.808	SQM	
2	2	X	0.850	X	1.000	=	1.700	SQM	
4	1	X	2.750	X	3.980	=	10.973	SQM	
5	1	X	2.000	X	3.010	=	6.020	SQM	
6	1	X	2.000	X	3.010	=	6.020	SQM	
7	1	X	0.325	X	0.450	=	0.146	SQM	
8	1	X	13.180	X	9.600	=	126.368	SQM	
9	1	X	3.175	X	7.890	=	25.051	SQM	
10	1	X	0.325	X	0.400	=	0.130	SQM	
11	1	X	1.075	X	7.900	=	8.493	SQM	
12	1	X	10.130	X	7.000	=	70.910	SQM	
13	1	X	4.380	X	5.000	=	21.900	SQM	
14	1	X	8.480	X	3.425	=	29.044	SQM	
15	1	X	1.050	X	2.725	=	2.861	SQM	
18	1	X	1.050	X	3.275	=	3.439	SQM	
					TOTAL	=	331.754	SQM	
DEDUCTION AREA									
GROSS – B									
d1	1	X	1.010	X	3.380	=	3.424	SQM	
d2	1	X	2.280	X	1.040	=	2.382	SQM	
d3	1	X	1.200	X	1.300	=	1.560	SQM	
					TOTAL	=	7.366	SQM	

TOTAL FAR AREA GROUND FLOOR TOWER-02	=	GROSS – A	-	GROSS – B	
	=	331.754		7.366	
	=	324.389	SQM		
TOTAL NON FAR AREA GROUND FLOOR	=	GROUND COVERAGE	-	GROUND FLOOR FAR	
	=	1713.314	-	324.389	
	=	1389.926	SQM		

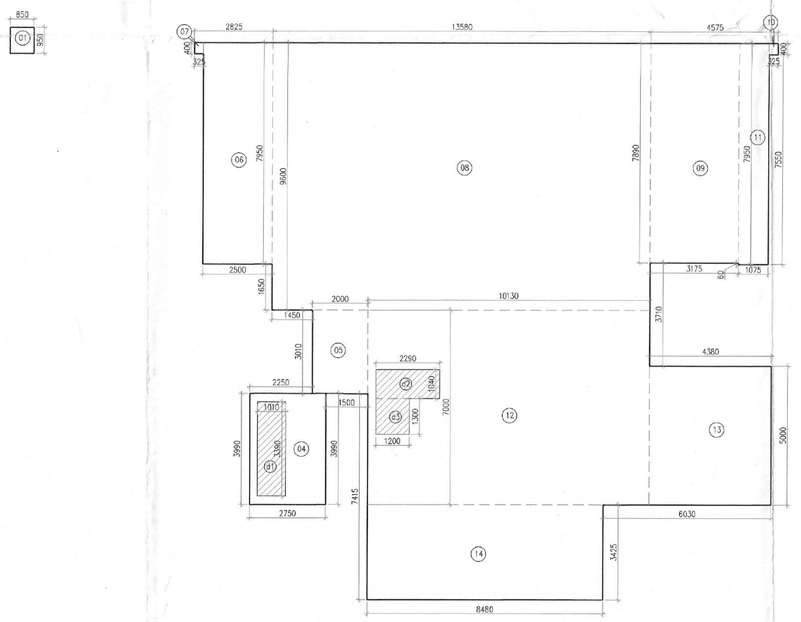

GROUND FLOOR AREA
TOWER-02

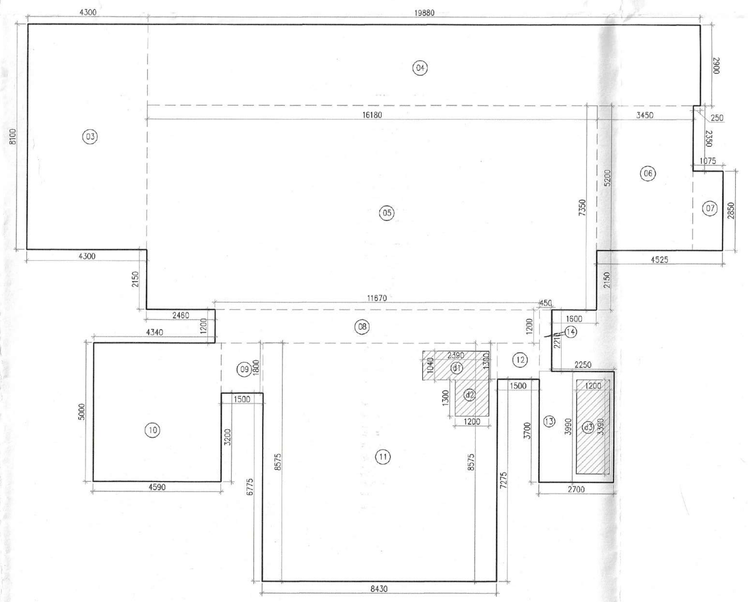

GROUND FLOOR
TOWER-01

GROUND FLOOR FAR AREA FLOOR TOWER-01									
GROSS – A									
1	1	X	1.050	X	3.275	=	3.439	SQM	
3	1	X	4.300	X	8.100	=	34.830	SQM	
4	1	X	19.880	X	2.900	=	57.652	SQM	
5	1	X	16.180	X	7.350	=	118.923	SQM	
6	1	X	3.450	X	5.200	=	17.940	SQM	
7	1	X	1.075	X	2.850	=	3.064	SQM	
8	1	X	11.670	X	1.200	=	14.004	SQM	
9	1	X	1.500	X	1.800	=	2.700	SQM	
10	1	X	4.590	X	5.000	=	22.950	SQM	
11	1	X	1.075	X	7.900	=	8.493	SQM	
12	1	X	1.500	X	1.300	=	1.950	SQM	
13	1	X	2.730	X	3.990	=	10.773	SQM	
14	1	X	0.400	X	2.210	=	0.884	SQM	
15	1	X	2.300	X	1.100	=	2.530	SQM	
16	1	X	0.900	X	0.850	=	0.765	SQM	
					TOTAL	=	357.864	SQM	
DEDUCTION AREA									
GROSS –B									
d1	1	X	2.390	X	1.040	=	2.486	SQM	
d2	1	X	1.200	X	1.350	=	1.620	SQM	
d3	1	X	1.200	X	3.390	=	4.068	SQM	
					TOTAL	=	8.114	SQM	

TOTAL FAR AREA GROUND FLOOR TOWER-01	=	GROSS – A	-	GROSS – B	
	=	357.864	-	8.114	
	=	349.770	SQM		
TOTAL NON FAR AREA GROUND FLOOR	=	GROUND COVERAGE	-	GROUND FLOOR FAR	
	=	1899.964	-	349.770	
	=	1549.194	SQM		

S.T.P.(Q) Member Secretary B.P.A.C. — S.T.P.(S) Member B.P.A.C. — C.T.N.(R) Chairman B.P.A.C.

DTP(HQ) — ATP(HQ)

AD — PA — ATP(HQ) Rajesh Dutt SD(HQ)

BANKERS'
TO BE ISSUED ON BANK OFFICE
LETTER HEAD & SIGNATURE

OWNER'S SIGNATURE & SIGNATURE

Member(HQ) BPAC

AIPL BHARAT INFRASTRUCTURE PRIVATE LIMITED
Authorised Signatory

ARCHITECT'S SEAL & SIGNATURE

POOJA NIKHAR
CA/2012/55585

AUGUST-2025

Scale: 1:100

Checked and found ok for Public Health Outward Service only subject to comments in Environmental Clearance Number No. 8/2/2025

Drawing Title:-
GROUNDSTILT FLOOR PLAN & AREA CALCULATION TOWER-01&02

for Chief Engineer-I HSVP, PANCHKULA

Superintending Engineer (HQ)

Drawing No:-
T1-01
A
02-SEPT-25