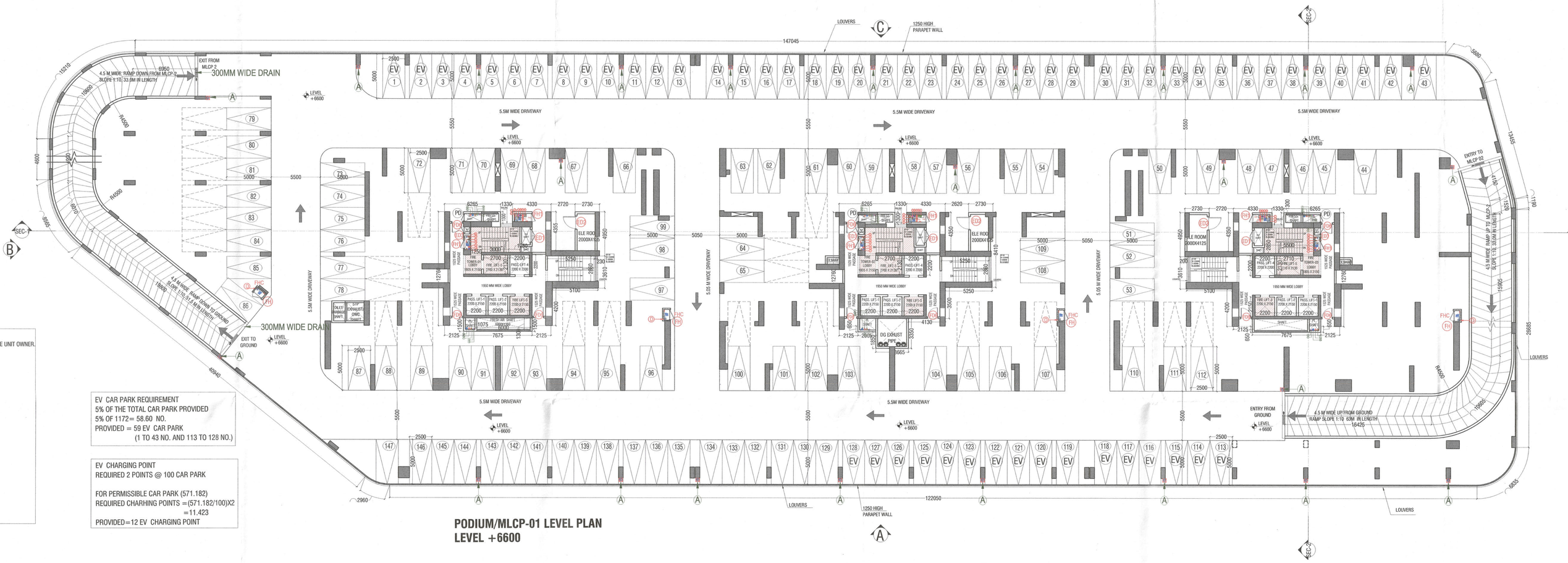


NOTE:-
BACK TO BACK PARKING FOR SINGLE UNIT OWNER, ITS NOT COUNTED NOS OF BAYS

STANDARD CAR PARK
STANDARD CAR PARK WITH EV CHARGING
TANDEM CAR PARK

EV CAR PARK REQUIREMENT
5% OF THE TOTAL CAR PARK PROVIDED
5% OF 1172= 58.60 NO.
PROVIDED = 59 EV CAR PARK
(1 TO 43 NO. AND 113 TO 128 NO.)

EV CHARGING POINT
REQUIRED 2 POINTS @ 100 CAR PARK

FOR PERMISSIBLE CAR PARK (571.182)
REQUIRED CHARHING POINTS =(571.182/100)X2
= 11.423
PROVIDED=12 EV CHARGING POINT

## PODIUM/MLCP-01 LEVEL PLAN
## LEVEL +6600

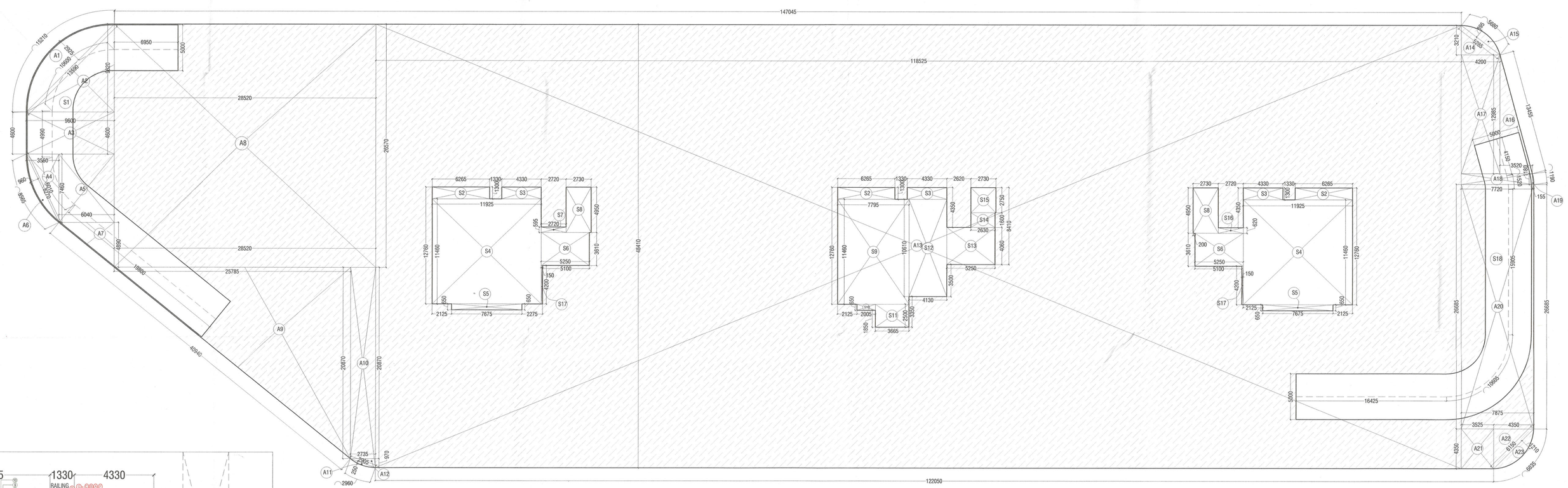

## PODIUM/MLCP-1 LEVEL AREA DIAGRAM

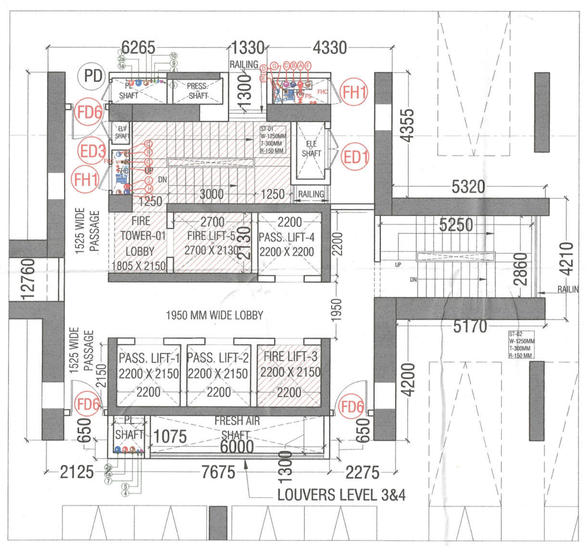


BLOW UP DETAIL OF TOWER LOBBY

S.T.P.(HQ) Member Secretary B.P.A.C. | S.T.P.(G) Member B.P.A.C. | C.T.P.(MR) Chairman B.P.A.C.
DTP(HQ) | ATP(HQ)
AD | PA | ATP
Rajesh Dutt SD(HQ)
Checked and found ok for Public Health (Internal) Service only subject to comments in in forwarding letter no. 228216 Dt. 10-7-25
Superintending Engineer (HQ) HSVP, Panchkula
JDT(HQ) Member BPAC

| MLCP LEVEL 1 AREA CALCULATIONS | | | | | |
|---|---|---|---|---|---|
| S. No. | COEFFICIENT | WIDTH | LENGTH | NOS. | AREA IN SQMT |
| ADDITIONS (A) | | | | | |
| A1 | 0.667 | 13.590 | 2.925 | 1 | 26.514 |
| A2 | 0.5 | 9.600 | 9.620 | 1 | 46.176 |
| A3 | 1 | 9.600 | 4.600 | 1 | 44.160 |
| A4 | 0.5 | 3.560 | 7.460 | 1 | 13.279 |
| A5 | 1 | 6.040 | 7.460 | 1 | 45.058 |
| A6 | 0.667 | 8.270 | 0.960 | 1 | 5.295 |
| A7 | 0.5 | 6.040 | 4.890 | 1 | 14.768 |
| A8 | 1 | 28.520 | 26.570 | 1 | 757.776 |
| A9 | 0.5 | 25.785 | 20.870 | 1 | 269.066 |
| A10 | 1 | 2.735 | 20.870 | 1 | 57.079 |
| A11 | 0.667 | 2.905 | 0.250 | 1 | 0.484 |
| A12 | 0.5 | 0.970 | 2.735 | 1 | 1.326 |
| A13 | 1 | 118.525 | 48.410 | 1 | 5737.795 |
| A14 | 0.5 | 4.200 | 3.210 | 1 | 6.741 |
| A15 | 0.667 | 5.285 | 0.895 | 1 | 3.155 |
| A16 | 0.5 | 3.520 | 12.985 | 1 | 22.854 |
| A17 | 1 | 4.200 | 12.985 | 1 | 54.537 |
| A18 | 1 | 7.720 | 1.180 | 1 | 9.110 |
| A19 | 0.5 | 0.155 | 1.180 | 1 | 0.091 |
| A20 | 1 | 7.875 | 26.685 | 1 | 210.144 |
| A21 | 1 | 3.525 | 4.350 | 1 | 15.334 |
| A22 | 0.5 | 4.350 | 4.350 | 1 | 9.461 |
| A23 | 0.667 | 6.150 | 1.210 | 1 | 4.963 |
| TOTAL ADDITION (A) | | | | = | 7355.169 |
| SERVICES (S) | | | | | |
| S1 | 1 | 48.350 | 5.000 | 1 | 241.750 |
| S2 | 1 | 6.265 | 1.300 | 3 | 24.434 |
| S3 | 1 | 4.330 | 1.300 | 3 | 16.887 |
| S4 | 1 | 11.925 | 11.460 | 2 | 273.321 |
| S5 | 1 | 7.675 | 0.650 | 2 | 9.978 |
| S6 | 1 | 5.250 | 3.610 | 2 | 37.905 |
| S7 | 1 | 2.720 | 0.595 | 1 | 1.618 |
| S8 | 1 | 2.730 | 4.950 | 2 | 27.027 |
| S9 | 1 | 7.795 | 11.460 | 1 | 89.331 |
| S10 | 1 | 2.005 | 0.650 | 1 | 1.303 |
| S11 | 1 | 3.665 | 2.500 | 1 | 9.163 |
| S12 | 1 | 4.130 | 10.610 | 1 | 43.819 |
| S13 | 1 | 5.250 | 4.060 | 1 | 21.315 |
| S14 | 1 | 2.630 | 1.600 | 1 | 4.208 |
| S15 | 1 | 2.730 | 2.750 | 1 | 7.508 |
| S16 | 1 | 2.720 | 0.620 | 1 | 1.686 |
| S17 | 1 | 0.150 | 4.200 | 2 | 1.260 |
| S18 | 1 | 48.605 | 5.000 | 1 | 243.025 |
| TOTAL SERVICES (S) | | | | = | 1055.537 |
| TOTAL PARKING AREA (A-S) = (P) | | | | = | 6299.632 |
| AREA REQUIRED @32 SQM PER ECS | | | | = | 196.864 |
| SAY | | | | = | 197 |
| NO OF PARKING PROVIDED | | | | = | 147 |

TOTAL BUILTUP AREA MLCP-1=7355.169 SQMT

| EXIT WIDTH CALCULATION OF STAIRCASES/DOOR | | | | | | | | | |
|---|---|---|---|---|---|---|---|---|---|
| FLOOR | TYPE/ USAGE | COVERED AREA | GROSS FLOOR AREA IN SQMT. | OCCUPANT LOAD AS/ NBC-2016 (SQMT./ PERSON) | OCCUPANCY | STAIRCASE/DOOR WIDTH PER PERSON (MM) | STAIRCASE/DOOR WIDTH REQUIRED AS PER OCCUPANCY (MM) | NO'S & WIDTH OF STAIRCASES/DOOR / EXITS PROVIDED (MM) | STAIRCASE/ DOOR WIDTH PROVIDED |
| MLCP FLOOR | PARKING | 7355.169 | 7355.169 | 30 | 245 | | | 6 NOS 1250 MM WIDE | 7500 |
| | | | | Total | 245 | 10 | 2452 | | |

SANCTIONED
TO BE READ WITH THIS OFFICE MEMO NO.: 33585
DATED: 29/8/25

| LEGEND:- | | |
|---|---|---|
| S.NO. | DESCRIPTION | SYMBOL |
| 1. | 100Ø SOIL PIPE | 1 |
| 2. | 100Ø WASTE PIPE | 2 |
| 3. | 75Ø ANTI-SIPHONAGE PIPE | 3 |
| 4. | DOMESTIC WATER SUPPLY DN. TAKE PIPE | 4 |
| 5. | FLUSHING WATER SUPPLY DN. TAKE PIPE | 5 |
| 6. | 75Ø BALCONY WASTE WATER PIPE | 6 |
| 7. | 150Ø RAIN WATER PIPE | 7 |
| 8. | DOMESTIC WATER DN. TAKE BOOSTER SUPPLY | 8 |
| 9. | DOMESTIC WATER RISER PIPE | 9 |
| 10. | FLUSHING WATER RISER PIPE | 10 |
| 11. | FLOOR TRAP | FT |
| 12. | FLOOR DRAIN | FD |
| 13. | VERTICAL GRATING | VG |
| 14. | PLAIN FLOOR TRAP | PFT |
| 15. | FLOW DIRECTION | |
| 16. | BOTTLE TRAP | |
| 17. | 150Ø SOIL PIPE | 1a |
| 18. | 150Ø WASTE PIPE | 2a |

| MLCP LEVEL DOOR WINDOW SCHEDULE | | | | | | | |
|---|---|---|---|---|---|---|---|
| NAME | WIDTH | HEIGHT | CILL | LINTEL | LOCATION | TYPE |
| ED 1 | 1400 | 2250 | 150 | 2400 | ELE.SHAFT | DBL. DOOR |
| ED 2 | 1500 | 2400 | 00 | 2400 | ELE. ROOM | SINGLE DOOR |
| ED 3 | 650 | 2250 | 150 | 2400 | ELV.SHAFT | SINGLE DOOR |
| FD6 | 1200 | 2400 | 00 | 2400 | CORRIDOR | SINGLE DOOR |
| FH | 1100 | 2250 | 150 | 2400 | FHC | SINGLE DOOR |
| FH1 | 900 | 2250 | 150 | 2400 | FHC SHAFT | SINGLE DOOR |
| PD | 650 | 2250 | 150 | 2400 | PL. SHAFT | SINGLE DOOR |

KEY PLAN

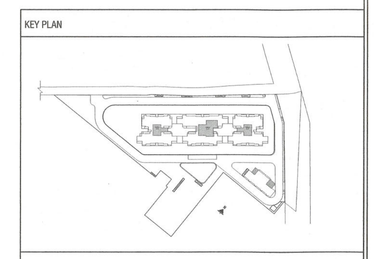

PRINCIPAL ARCHITECT

ACPL Design Ltd
Architecture Interior Design Planning
ISO 9001:2015
E-124 South Extension -III | +91 11 24622000
New Delhi-110049 India | +91 11 24646766
E: contact@acplindia.com | +91 11 24624646
www.acplonline.com

CLIENT

SV INFRA MANAGEMENT SOLUTIONS PRIVATE LIMITED.
(FORMERLY KNOWN AS SV INFRA MANAGEMENT SOLUTIONS LLP)

PROJECT

PROPOSED GROUP HOUSING COLONY UNDER MIXED LAND USE UNDER TOD POLICY DATED 09.02.2016 (98%RESIDENTIAL COMPONENT+2% COMMERCIAL COMPONENT) OVER AN AREA MEASURING 4.65625 ACRES LICENCE NO. 140 OF 2024 DATED 11.11.2024 FALLING IN SECTOR-104, GURUGRAM BEING DEVELOPED BY SV INFRA MANAGEMENT SOLUTIONS PRIVATE LIMITED (FORMERLY KNOWN AS SV INFRA MANAGEMENT SOLUTIONS LLP)

For SV Infra Management Solutions Private Ltd.
Authorised Signatory
OWNER/AUTH. SIGNATURE

MANJEET SHANGARI
ARCHITECT
CA/97/21741
ARCHITECT'S SIGNATURE

DRAWING TITLE: FIRST FLOOR ( LEVEL 1 PODIUM PARKING ) AREA DIAGRAM AND DETAILS

DRAWING NO. A-07 | SCALE : 1:200