S.T.P.(HQ) Member Secretary B.P.A.C. | S.T.P.(G) Member B.P.A.C. | C.T.P.(HR) Chairman B.P.A.C.

AD | PA | ATP

SANCTIONED
TO REGISTRATION SERVICES
REF NO. 36966
DATED: 29/11/24

MAXIMUM HEIGHT LVL. LVL+156950
MACHINE ROOM ROOF TOC LVL+156500
OHT TOP TOC LVL+155700
OHT BOTTOM TOC LVL+153300
MACHINE RM. TOC LVL+152500
TERRACE TOC. LVL+149500
43RD FLOOR FFL LVL+144500
42ND FLOOR FFL LVL+139500
41ST FLOOR FFL LVL+136200
40TH FLOOR FFL LVL+132900
39TH FLOOR FFL LVL+129600
38TH FLOOR FFL. LVL+126300
37TH FLOOR FFL (REFUGE FL.) LVL+123000
36TH FLOOR FFL LVL+119700
35TH FLOOR FFL LVL+116400
34TH FLOOR FFL LVL+113100
33RD FLOOR FFL LVL+109800
32ND FLOOR FFL LVL+106500
31ST FLOOR FFL LVL+103200
30TH FLOOR FFL LVL+99900
29TH FLOOR FFL. LVL+96600
28TH FLOOR FFL (REFUGE FL.) LVL+93300
27TH FLOOR FFL LVL+90000
26TH FLOOR FFL LVL+86700
25TH FLOOR FFL LVL+83400
24TH FLOOR FFL LVL+80100
23TH FLOOR FFL LVL+76800
22ND FLOOR FFL LVL+73500
21TH FLOOR FFL LVL+70200
20TH FLOOR FFL LVL+66900
19TH FLOOR FFL. (REFUGE FL) LVL+63600
18TH FLOOR FFL LVL+60300
17TH FLOOR FFL LVL+57000
16TH FLOOR FFL LVL+53700
15TH FLOOR FFL LVL+50400
14TH FLOOR FFL LVL+47100
13TH FLOOR FFL LVL+43800
12 TH FLOOR FFL LVL+40500
11TH FLOOR FFL LVL+37200
10TH FLOOR FFL LVL+33900
9TH FLOOR FFL LVL+30600
8TH FLOOR FFL LVL+27300
7TH FLOOR FFL LVL+24000
6TH FLOOR FFL LVL+20700
5TH FLOOR FFL LVL+17400
4TH FLOOR FFL LVL+14100
3RD FLOOR FFL LVL+10800
2ND FLOOR FFL LVL+7500
1ST FLOOR PLAN LVL+4200
GROUND FLOOR FFL LVL+900
LVL+600
INTERAL ROAD FIN. LVL.
LVL+ 00
EXTERNAL ROAD FIN. LVL.

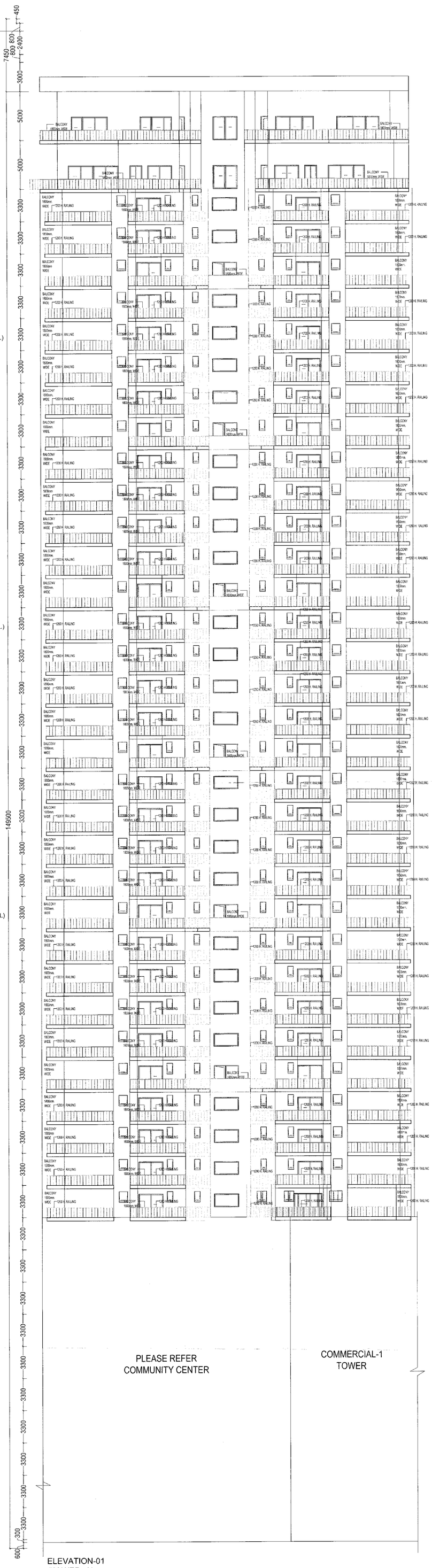

ELEVATION-01
(TOWER- A)

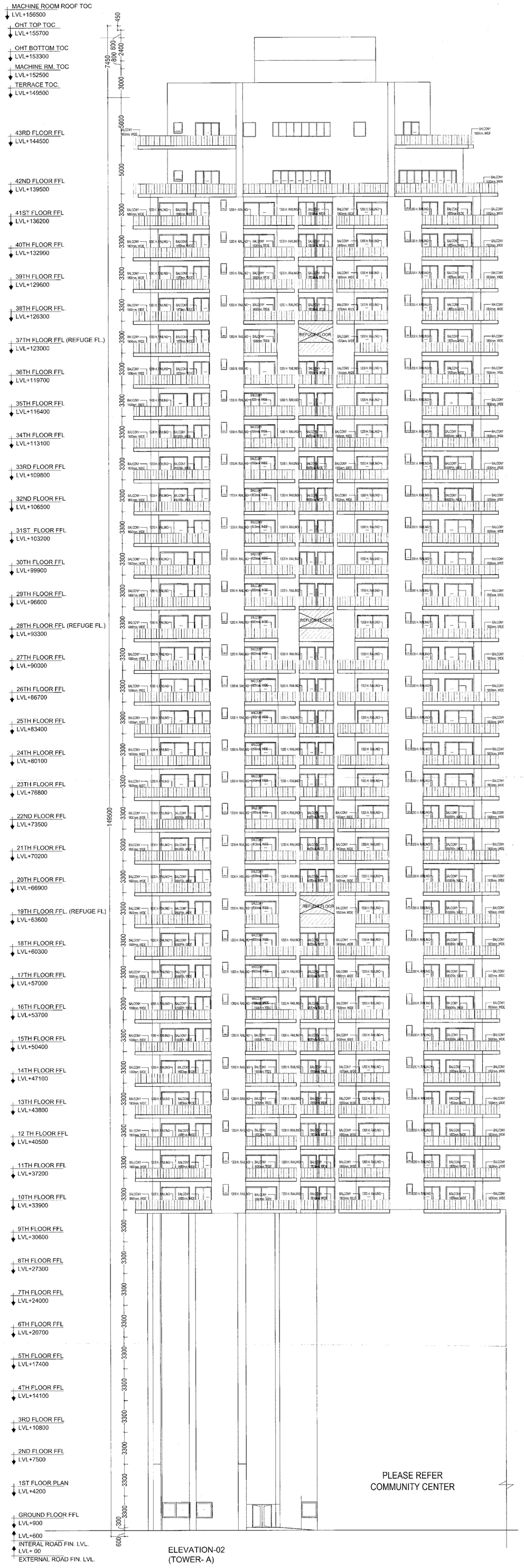

ELEVATION-02
(TOWER- A)

KEY PLAN | ORIENTATION

PRINCIPAL ARCHITECT:

ACPL Design Ltd
www.acplonline.com
F-34,South Extension -1 New Delhi 110049, India E: contact@acplonline.com
ISO 9001:2013 Architecture Management Planning
T: +91 11 24632195 +91 11 24646709 F: +91 11 24634069

PROJECT:-
APPROVAL OF REVISED BUILDING PLAN ON MIXED LAND USE COLONY FOR AN AREA 11.0001 ACRES FALLING UNDER LICENCE NO. 199 OF 2023 AND 15 OF 2024 IN SECTOR-104 GURUGRAM BEING DEVELOPED BY M/S HERO REALITY PVT. LTD.

Hero Realty Pvt. Ltd.
Authorized Signatory
OWNER/AUTH. SIGNATURE

RAVI KUMAR JARG
ARCHITECT
CA/2001/58473
ARCHITECT'S SIGNATURE

DRAWING TITLE
TOWER-A
ELEVATION-01 & ELEVATION-02

DRAWING NO.T-A-AR-09 | SCALE :- 1:150

S.T.P.(NQ) Member Secretary B.P.A.C. | S.T.P.(G) Member B.P.A.C. | C.T.P.(HR) Chairman B.P.A.C.

AD | PA | ATP

SANCTIONED
TO BE READ WITH THE LETTER
DATED 36968
DATED 28/11/24

MAXIMUM HEIGHT LVL.
LVL+156950

MACHINE ROOM ROOF TOC
LVL+156500

OHT TOP TOC
LVL+155700

OHT BOTTOM TOC
LVL+153300

MACHINE RM. TOC
LVL+152500

TERRACE TOC.
LVL+149500

43RD FLOOR FFL
LVL+144500

42ND FLOOR FFL
LVL+139500

41ST FLOOR FFL
LVL+136200

40TH FLOOR FFL
LVL+132900

39TH FLOOR FFL
LVL+129600

38TH FLOOR FFL.
LVL+126300

37TH FLOOR FFL (REFUGE FL.)
LVL+123000

36TH FLOOR FFL
LVL+119700

35TH FLOOR FFL
LVL+116400

34TH FLOOR FFL
LVL+113100

33RD FLOOR FFL
LVL+109800

32ND FLOOR FFL
LVL+106500

31ST FLOOR FFL
LVL+103200

30TH FLOOR FFL
LVL+99900

29TH FLOOR FFL.
LVL+96600

28TH FLOOR FFL (REFUGE FL.)
LVL+93300

27TH FLOOR FFL
LVL+90000

26TH FLOOR FFL
LVL+86700

25TH FLOOR FFL
LVL+83400

24TH FLOOR FFL
LVL+80100

23TH FLOOR FFL
LVL+76800

22ND FLOOR FFL
LVL+73500

21TH FLOOR FFL
LVL+70200

20TH FLOOR FFL
LVL+66900

19TH FLOOR FFL. (REFUGE FL.)
LVL+63600

18TH FLOOR FFL
LVL+60300

17TH FLOOR FFL
LVL+57000

16TH FLOOR FFL
LVL+53700

15TH FLOOR FFL
LVL+50400

14TH FLOOR FFL
LVL+47100

13TH FLOOR FFL
LVL+43800

12 TH FLOOR FFL
LVL+40500

11TH FLOOR FFL
LVL+37200

10TH FLOOR FFL
LVL+33900

9TH FLOOR FFL
LVL+30600

8TH FLOOR FFL
LVL+27300

7TH FLOOR FFL
LVL+24000

6TH FLOOR FFL
LVL+20700

5TH FLOOR FFL
LVL+17400

4TH FLOOR FFL
LVL+14100

3RD FLOOR FFL
LVL+10800

2ND FLOOR FFL
LVL+7500

1ST FLOOR PLAN
LVL+4200

GROUND FLOOR FFL
LVL+900

LVL+600
INTERAL ROAD FIN. LVL.
LVL+ 00
EXTERNAL ROAD FIN. LVL.

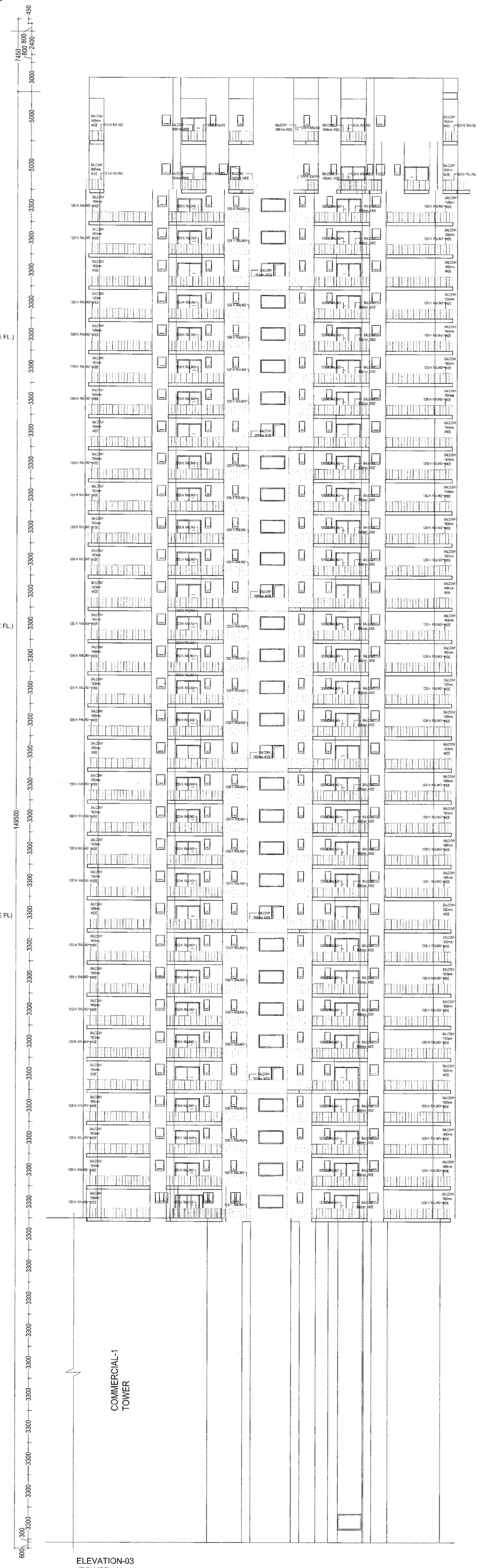

ELEVATION-03
(TOWER- A)

KEY PLAN

ORIENTATION

N

PRINCIPAL ARCHITECT:

ACPL

ISO 9001:2013
Architecture
Management
Planning

ACPL Design Ltd
www.acplonline.com

E-24,South Extension -1
New Delhi 110049, India
E: contact@acplonline.com

T: +91 11 24622166
+91 11 24648709
F: +91 11 24634069

PROJECT:-

APPROVAL OF REVISED BUILDING PLAN ON MIXED LAND USE COLONY FOR AN AREA 11.0901 ACRES FALLING UNDER LICENCE NO. 199 OF 2023 AND 15 OF 2024 IN SECTOR-104 GURUGRAM BEING DEVELOPED BY M/S HERO REALITY PVT. LTD.

Hero Realty Pvt. Ltd.
Authorized Signatory

OWNER/AUTH. SIGNATURE

RAVI KUMAR GARG
ARCHITECT
CA/2001/58473

ARCHITECT'S SIGNATURE

DRAWING TITLE

TOWER-A
ELEVATION-03

DRAWING NO.T-A-AR-10

SCALE :- 1:150

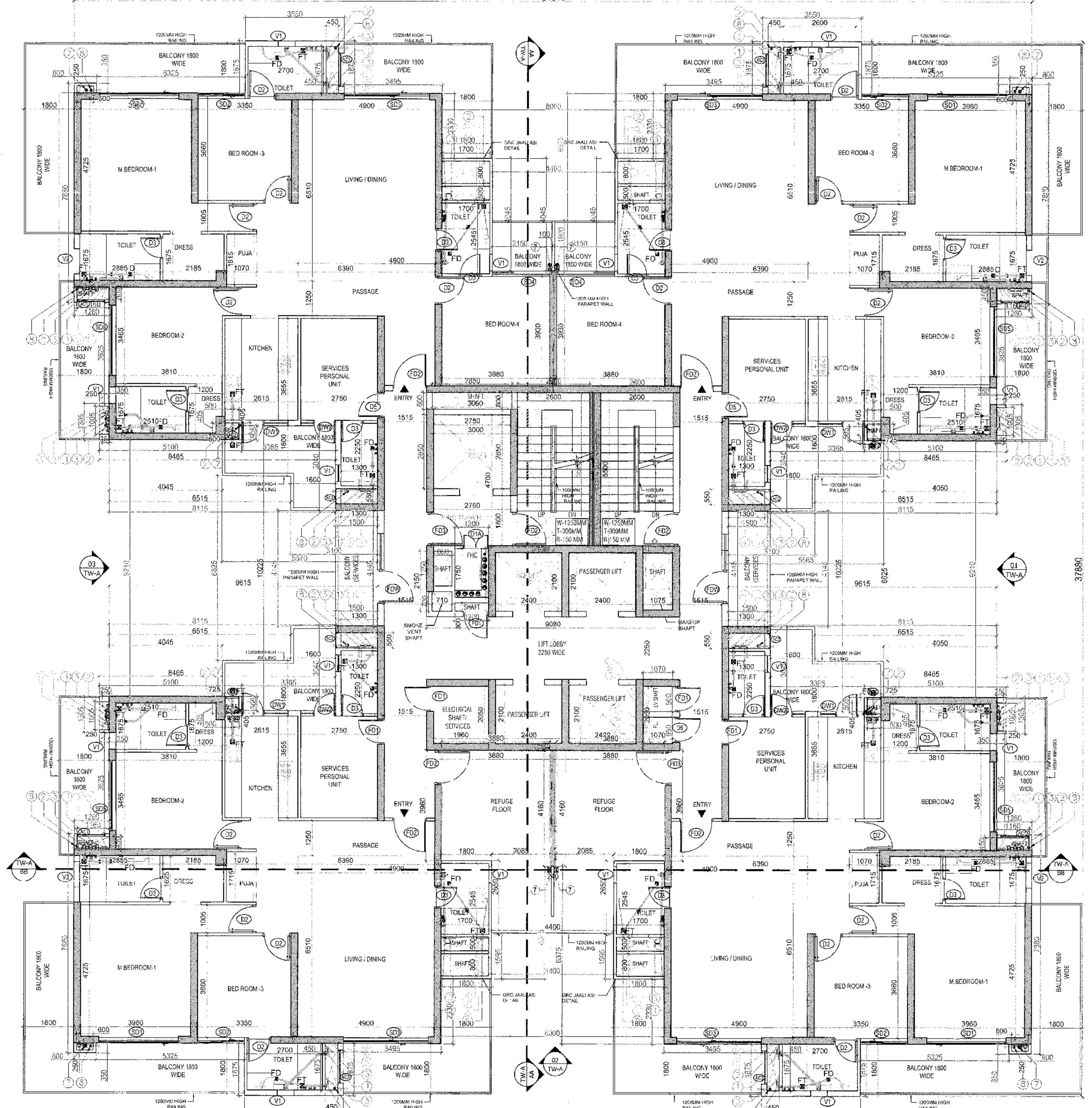

19TH FLOOR PLAN - REFUGE FLOOR
(TOWER-A)

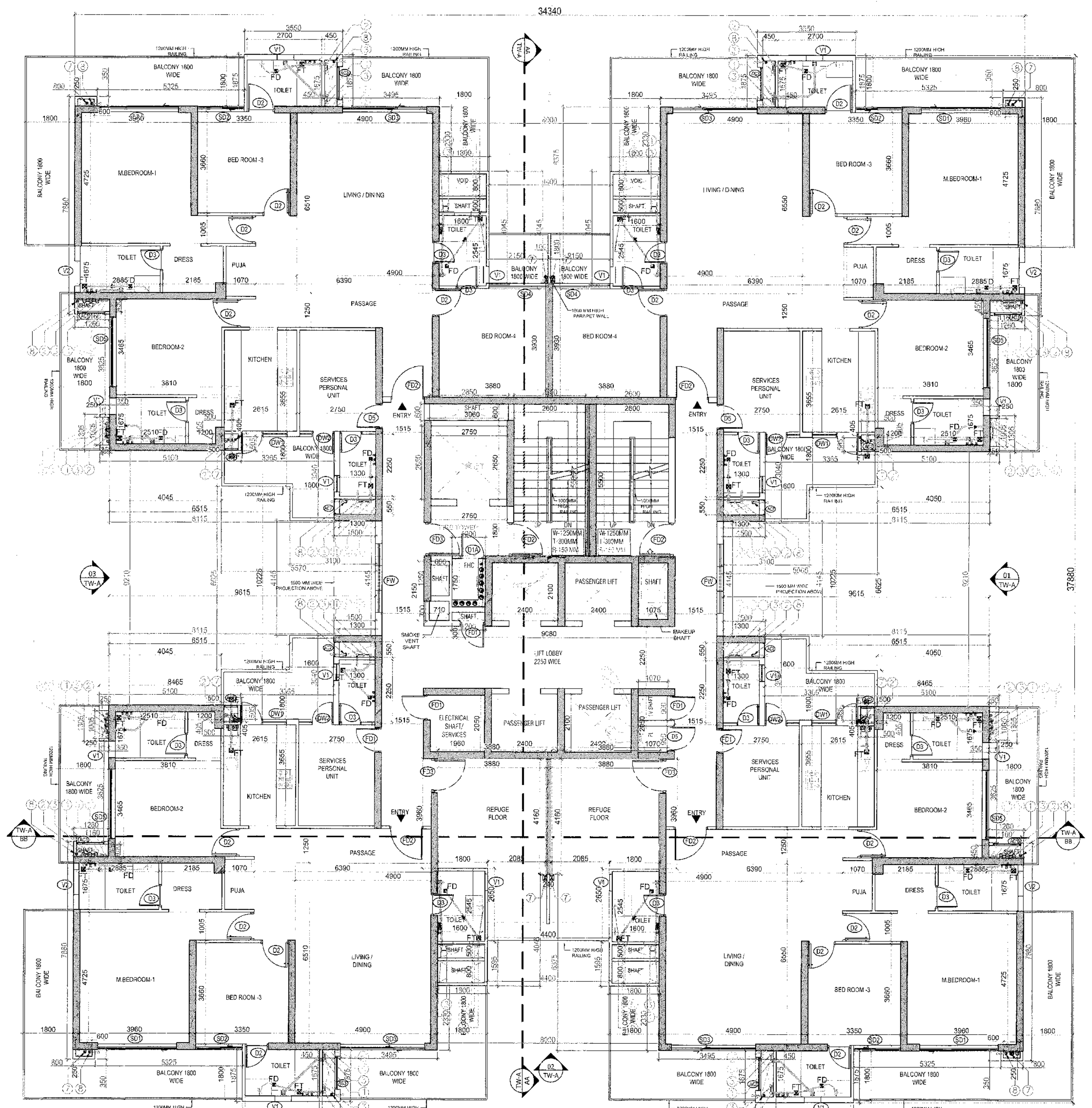

28TH & 37TH FLOOR PLAN - REFUGE FLOOR
(TOWER-A)

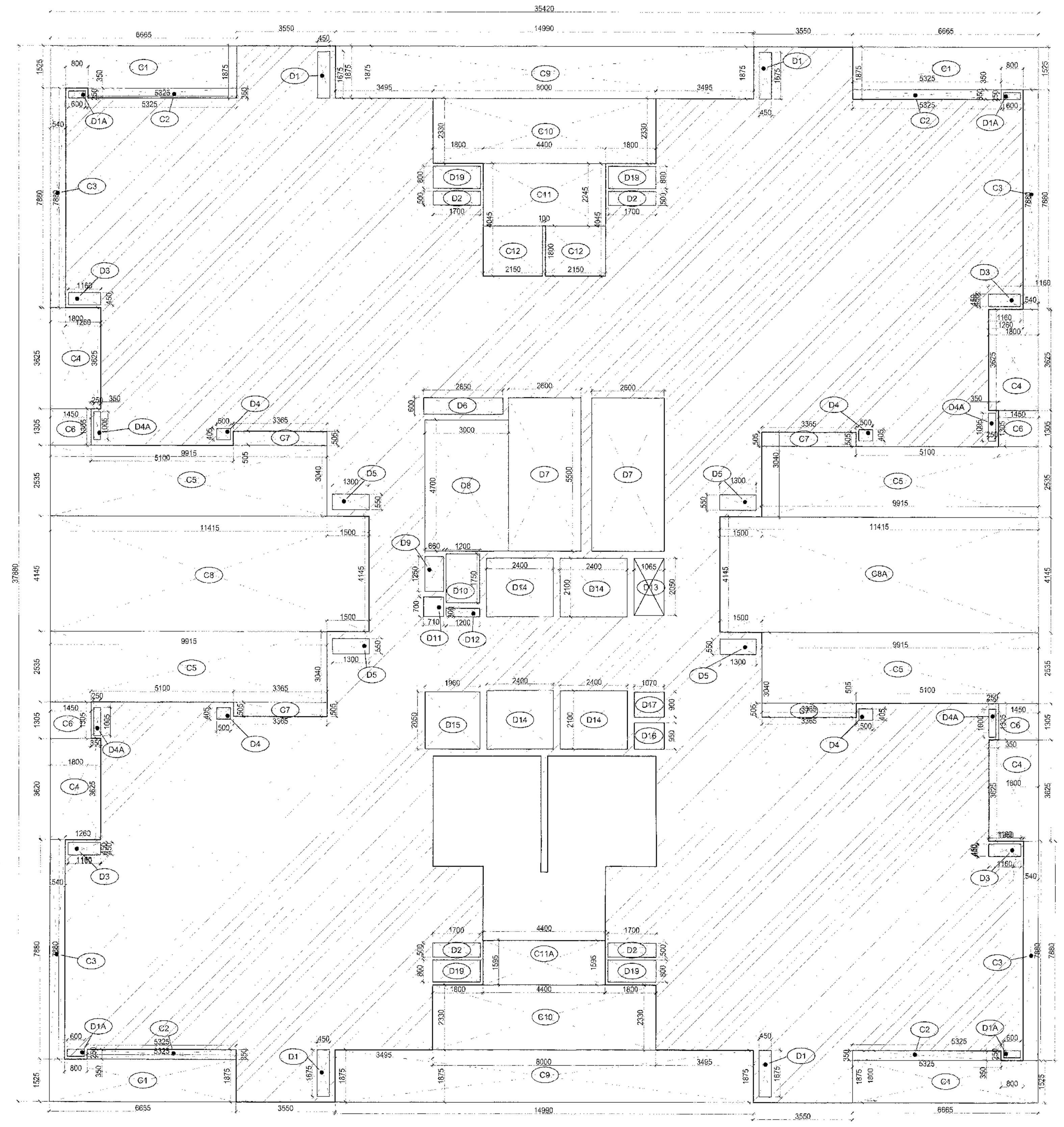

TYPICAL FLOOR FAR AREA DIAGRAM
(REFUGE FLOOR AREA DIAGRAM) (TOWER-A)

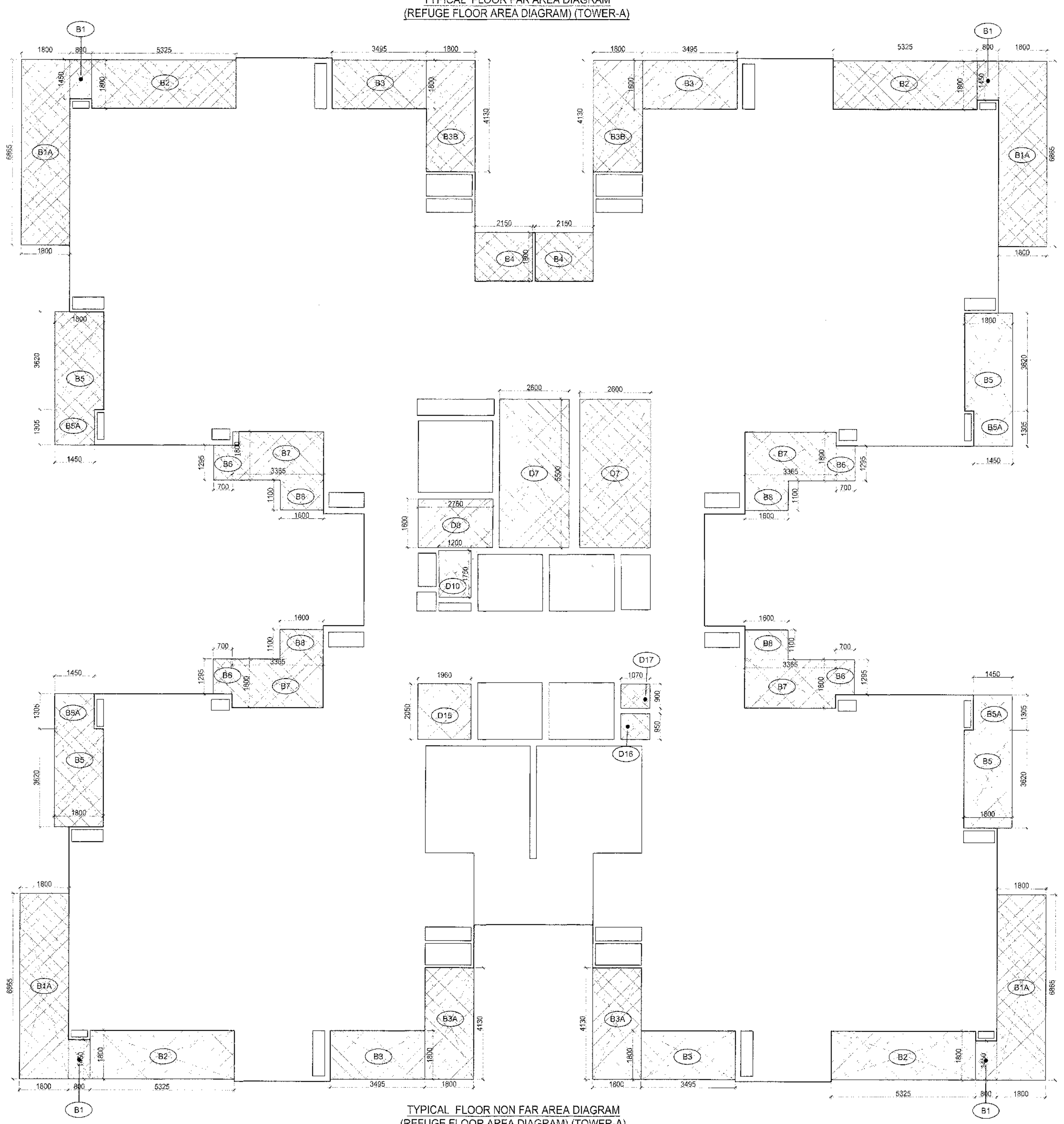

TYPICAL FLOOR NON FAR AREA DIAGRAM
(REFUGE FLOOR AREA DIAGRAM) (TOWER-A)

REFUGE FLOOR FAR AREA CALCULATIONS

X x Y = Z	X	Y	Z (in Sq.Mt.)
	35.42	37.880	1341.710

S. No.	DESCRIPTION	WIDTH	LENGHT	NOS.	AREA IN SQMT
	DEDUCTIONS (D)				
1	D1	0.450	1.675	4	3.015
2	D1A	0.600	0.250	4	0.600
3	D2	1.700	0.500	4	3.400
4	D3	1.160	0.450	4	2.088
5	D4	0.500	0.405	4	0.810
6	D4A	1.005	0.250	4	1.005
7	D5	1.300	0.550	4	2.860
8	D6	2.850	0.600	1	1.710
9	D7	2.600	5.500	2	28.600
10	D8	3.000	4.700	1	14.100
11	D9	0.660	1.250	1	0.825
12	D10	1.200	1.750	1	2.100
13	D11	0.710	0.700	1	0.497
14	D12	1.200	0.300	1	0.360
15	D13	1.075	2.050	1	2.204
16	D14	2.400	2.100	4	20.160
17	D15	1.960	2.050	1	4.018
18	D16	1.070	0.950	1	1.017
19	D17	1.070	0.900	1	0.963
20	D19	1.800	0.800	4	5.760
21	C1	6.665	1.525	4	40.657
22	C2	5.325	0.350	4	7.455
23	C3	0.540	7.880	4	17.021
24	C4	1.800	3.620	4	26.064
25	C5	9.915	2.535	4	100.538
26	C6	1.450	1.310	4	7.598
27	C7	3.365	0.505	4	6.797
28	C8	11.415	4.145	1	47.315
29	C8A	11.415	4.145	1	47.315
30	C9	14.990	1.875	2	56.213
31	C10	8.000	2.330	2	37.280
32	C11	4.400	2.245	1	9.878
33	C11A	4.400	1.595	1	7.018
34	C12	2.150	1.800	2	7.740
	TOTAL DEDUCTION (D)			=	**514.980**
	REFUGE AREA(D1)				
1	R1	3.880	3.960	2	30.730
2	R2	2.085	0.200	2	0.834
3	R3	4.405	2.450	1	10.792
	TOTAL REFUGE AREA (D1)				**42.356**
	REFUGE FLOOR AREA (D1) =			=	**42.356**
	TYPICAL FLOOR REFUGE FLOOR FAR AREA [Z-D-D1] =			=	**784.374**

	NON FAR (A)				
1	D7	2.600	5.500	2	28.600
2	D8	2.760	1.800	1	4.968
3	D10	1.200	1.750	1	2.100
4	D15	1.960	2.050	1	4.018
5	D16	1.070	0.950	1	1.017
6	D17	1.070	0.900	1	0.963
7	R1	3.880	3.960	2	30.730
8	R2	2.085	0.200	2	0.834
9	R3	4.405	2.450	1	10.792
	TOTAL (A)			=	**84.021**
	TOTAL NON FAR AREA (A)			=	**84.021**

BALCONY NON FAR (B)

1	B1	0.800	1.450	4	4.640
2	B1A	1.800	4.130	4	29.736
3	B2	5.325	1.800	4	38.340
4	B3	3.495	1.800	4	25.164
5	B3A	1.800	4.130	2	14.868
6	B3B	1.800	4.130	2	14.868
7	B4	2.150	1.800	2	7.740
8	B5	1.800	3.620	4	26.064
9	B5A	1.450	1.305	4	7.569
10	B6	0.700	1.295	4	3.626
11	B7	3.365	1.800	4	24.228
12	B8	1.600	1.100	4	7.040
	TOTAL (B)			=	**203.883**
	BALCONY NON FAR AREA (B)			=	**203.883**

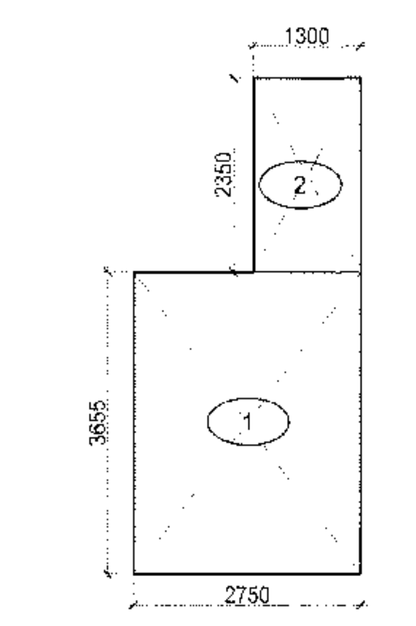

CARPET AREA PLAN
SERVICE PERSONAL UNIT

REFUGE FLOOR DETAIL
TOWER-A

S. No.	DESCRIPTION	LEVELS	HEIGHT
1	19TH FLOOR FFL (REFUGE FL)	LVL+63600	63000
2	28TH FLOOR FFL (REFUGE FL)	LVL+93300	92700
3	37TH FLOOR FFL (REFUGE FL)	LVL+123000	122400
4	DRIVE WAY	LVL+600	

SERVICE PERSONAL UNIT CARPET AREA CALCULATIONS
ADDITIONS

S. No.	DESCRIPTION	WIDTH	LENGHT	NOS.	AREA IN SQMT
1	1	4.640	3.245	1	15.057
2	2	1.300	2.350	1	3.055
	TOTAL ADDITION			=	**18.112**

REQUIRED REFUGE AREA = $\frac{\text{AREA OF 2 FLOOR X 0.3}}{12.5}$

$= \frac{(816.443+816.443)X0.30}{12.5}$

$= \frac{1632.906X0.3}{12.5}$

= 39.189+0.90= 40.089 SQMT.

PROVIDED REFUGE AREA= **42.356** SQMT.

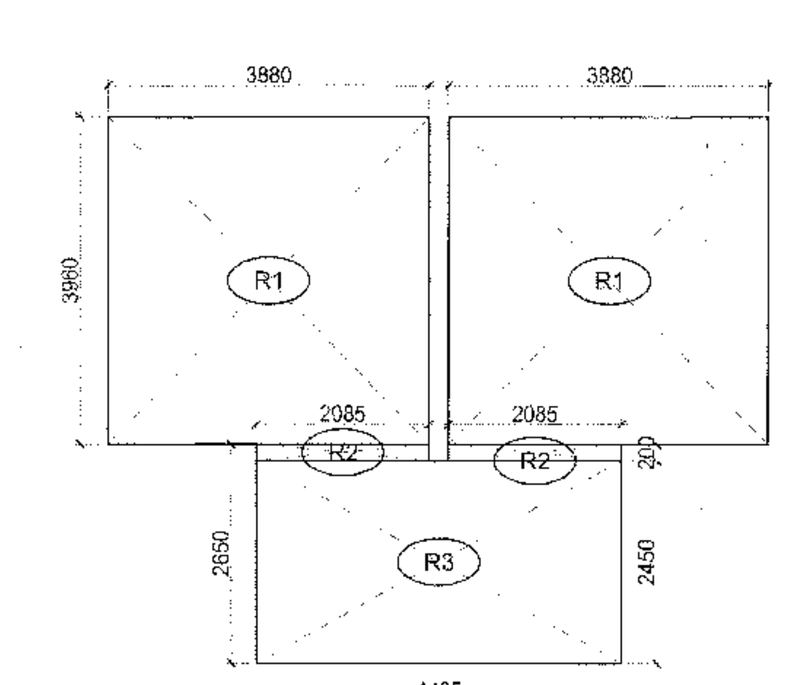

REFUGE AREA CALCULATION

DOOR WINDOW SCHEDULE

S.NO.	ITEM	SIZE	SILL	LINTEL	REMARKS
1	D1	1100X2400	0	2400	0
2	D2	1000X2400	0	2400	0
3	D3	800X2400	0	2400	0
4	D5	900X2400	0	2400	0
5	D6	2000X2400	0	2400	0
6	V1	600X900	1500	2400	0
7	V2	900X900	1500	2400	0
8	FD1	900X2400	0	2400	ONE HOUR FIRE RATED DOOR
9	FD2	1200X2400	0	2400	ONE HOUR FIRE RATED DOOR
10	FD3	1200X2400	0	2400	ONE HOUR FIRE RATED DOOR
11	FD4	1515X2400	0	2400	ONE HOUR FIRE RATED DOOR
12	FDW	900/1300X 2400 / 1500	0	2400	WITH OPENABLE PANEL
13	FW	2500X1500	900	2400	ONE HOUR FIRE RATED DOOR
14	D1A	900X2250	150	2400	0
15	W1	1685X1500	900	2400	0
16	W2	2940X1500	900	2400	0
17	W3	2500X1500	900	2400	0
18	W4	3140X1500	900	2400	WITH OPENABLE PANEL
19	W5	1675X1500	900	2400	0
20	W6	1250X1500	900	2400	0
21	W7	3250X1500	900	2400	0
22	W8	1515X1500	900	2400	0
23	W9	600X1500	900	2400	0
24	W10	3735X1500	900	2400	0
25	W11	4850X1500	900	2400	0
26	SD1	2940X2400	0	2400	0
27	SD2	1685X2400	0	2400	0
28	SD3	3250X2400	0	2400	0
29	SD4	2070X2400	0	2400	0
30	SD5	2500X2400	0	2400	0
31	SD6	3700X2400	0	2400	0
32	DW1	1000/665X 2400/1500	0 / 900	2400	0
33	DW2	800 / 450 X 2400 / 1500	0 / 900	2400	0
34	AC1	1000X1100	100	1200	0
35	AC2	500X1100	100	1200	0
36	AC3	1200X1100	100	1200	0

LEGEND:-

PLUMBING LEGEND

1	110Ø OD uPVC SP STACK
2	110Ø OD uPVC WP STACK
3	160Ø OD uPVC WP STACK FOR KITCHEN
5	110Ø OD uPVC A.S.P
	[illegible]
7	110Ø OD uPVC R.W.P
8	110Ø uPVC DRAIN PIPE(BALCONY)

LEGEND:-

SYMBOL	DESCRIPTION
	SOIL PIPE
	WASTE PIPE
FT	FLOOR TRAP
⊠	CUTOUT
FD	FLOOR DRAIN
	CWS PIPE
	FWS PIPE
	CONTROL VALVE

S.T.P.(HQ) Member Secretary B.P.A.C.
S.T.P.(G) Member B.P.A.C.
C.T.P.(HR) Chairman B.P.A.C.

AD PA ATP

Checked and found ok for Public Health Services only subject to comments in forwarding letter No. [illegible] Dt. [illegible]

Superintending Engineer (HQ) for Chief Engineer-I HSVP, Panchkula

36968
28/11/24

KEY PLAN

ORIENTATION

N

PRINCIPAL ARCHITECT:

ACPL

ACPL Design Ltd
www.acplonline.com

E-24,South Extension-1 New Delhi 110049 India E: contact@acplonline.com

ISO 9001:2015 Architecture Management Planning

PROJECT:-

APPROVAL OF REVISED BUILDING PLAN ON MIXED LAND USE COLONY FOR AN AREA 11.0901 ACRES FALLING UNDER LICENCE NO. 199 OF 2023 AND 15 OF 2024 IN SECTOR-104 GURUGRAM BEING DEVELOPED BY M/S HERO REALITY PVT. LTD.

Hero Realty Pvt. Ltd.
Authorized Signatory

OWNER/AUTH. SIGNATURE

RAVI KUMAR GARG
ARCHITECT
CA/2013/58473

ARCHITECT'S SIGNATURE

DRAWING TITLE
TOWER-A
TYPICAL REFUGE FLOOR PLAN
(19TH,28TH & 37TH) & AREA DIAGRAM

DRAWING NO.T-A-AR-04

SCALE :- 1:100

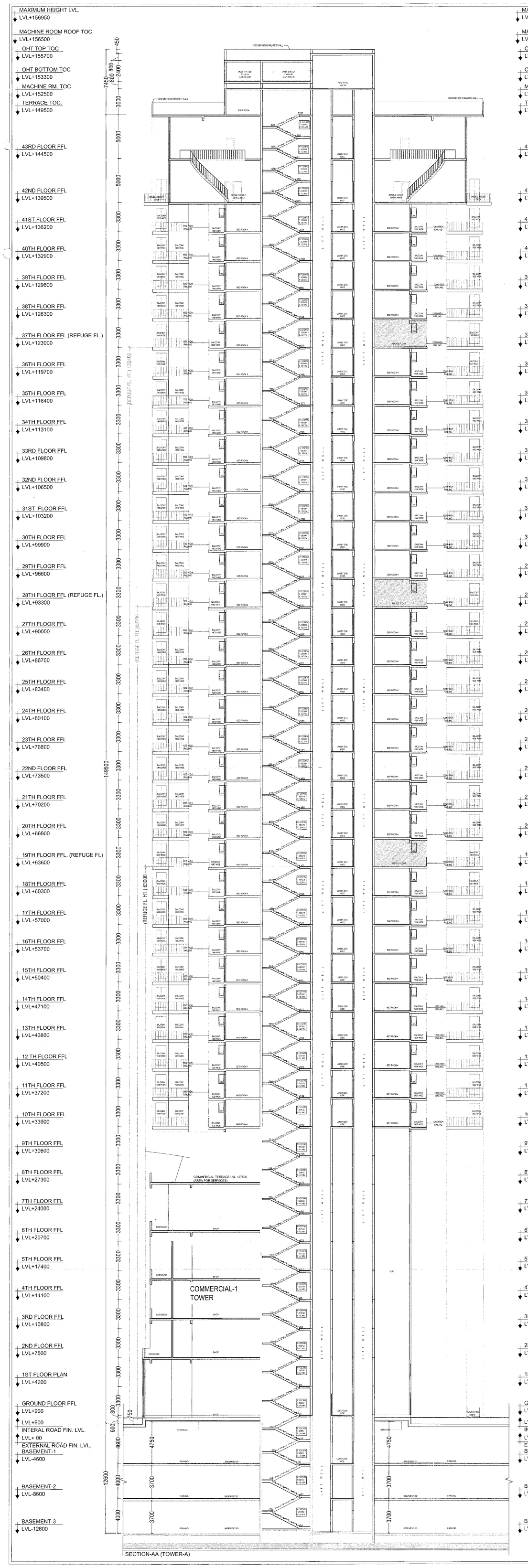



S.T.P. (HO) Member Secretary B.P.A.C.
S.T.P. (G) Member B.P.A.C.
C.T.P. (HR) Chairman B.P.A.C.

AD PA ATP

36968
29/11/24

KEY PLAN

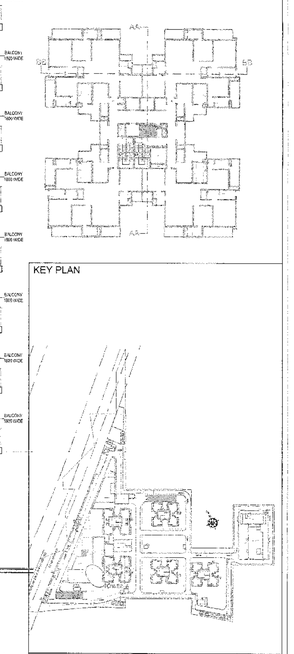

PRINCIPAL ARCHITECT:

ACPL
ISO 9001:2013
Architecture Management Planning

ACPL Design Ltd
www.acplonline.com
F-24,South Extension -1 New Delhi 110049, India
E :norbert@acplonline.com
T: +91 11 24623156 +91 11 24646709
F: +91 11 24634969

PROJECT:-

APPROVAL OF REVISED BUILDING PLAN ON MIXED LAND USE COLONY FOR AN AREA 11.0001 ACRES FALLING UNDER LICENCE NO. 199 OF 2023 AND 15 OF 2024 IN SECTOR-104 GURUGRAM BEING DEVELOPED BY M/S HERO REALITY PVT. LTD.

Hero Realty Pvt. Ltd.
Authorized Signatory

OWNER/AUTH. SIGNATURE

RAVI KUMAR GARG
ARCHITECT
CA/2000/30873

ARCHITECT'S SIGNATURE

DRAWING TITLE

TOWER-A
SECTION-AA & SECTION-BB

DRAWING NO.T-A-AR-08

SCALE :- 1:150

S.T.P.(HQ) Member Secretary B.P.A.C. | S.T.P.(G) Member B.P.A.C. | C.T.P.(HR) Chairman B.P.A.C.

AD PA ATP

Checking and found of Service duty
Vide Diary No. 25522 1 Dated 25-02-24

Superintendent Engineer RSVP, Panel

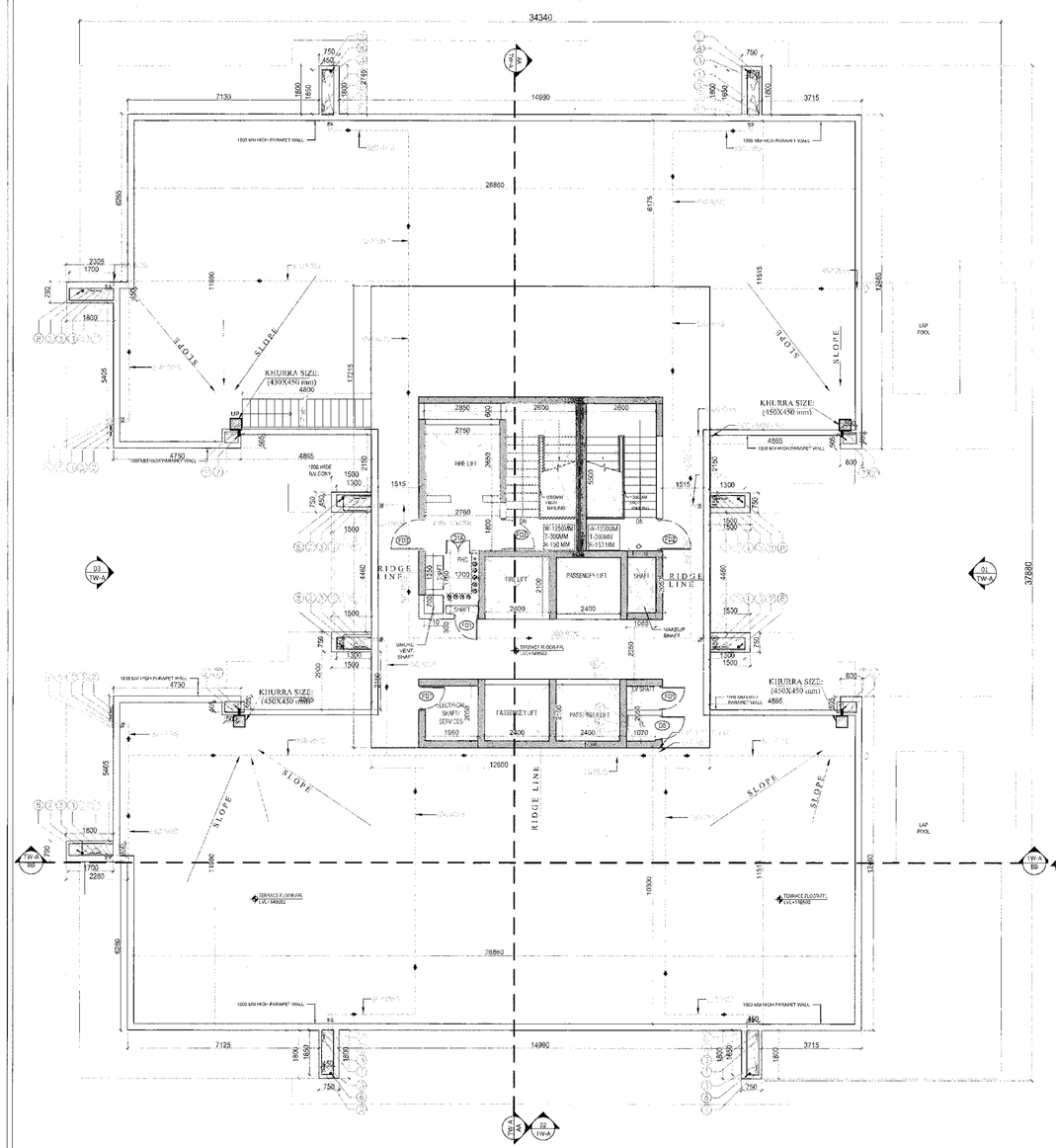

TERRACE FLOOR PLAN
(TOWER-A)

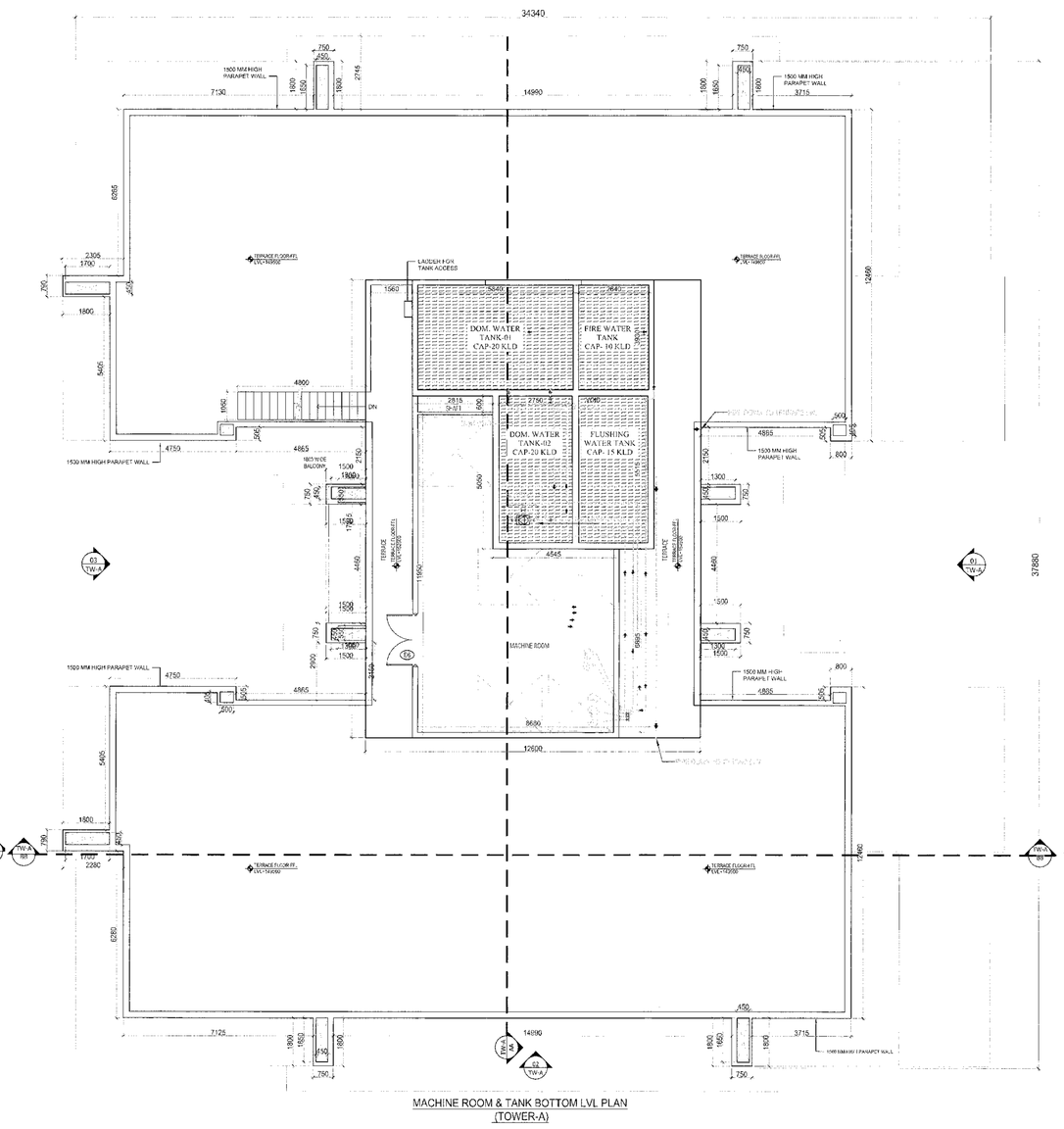

MACHINE ROOM & TANK BOTTOM LVL PLAN
(TOWER-A)

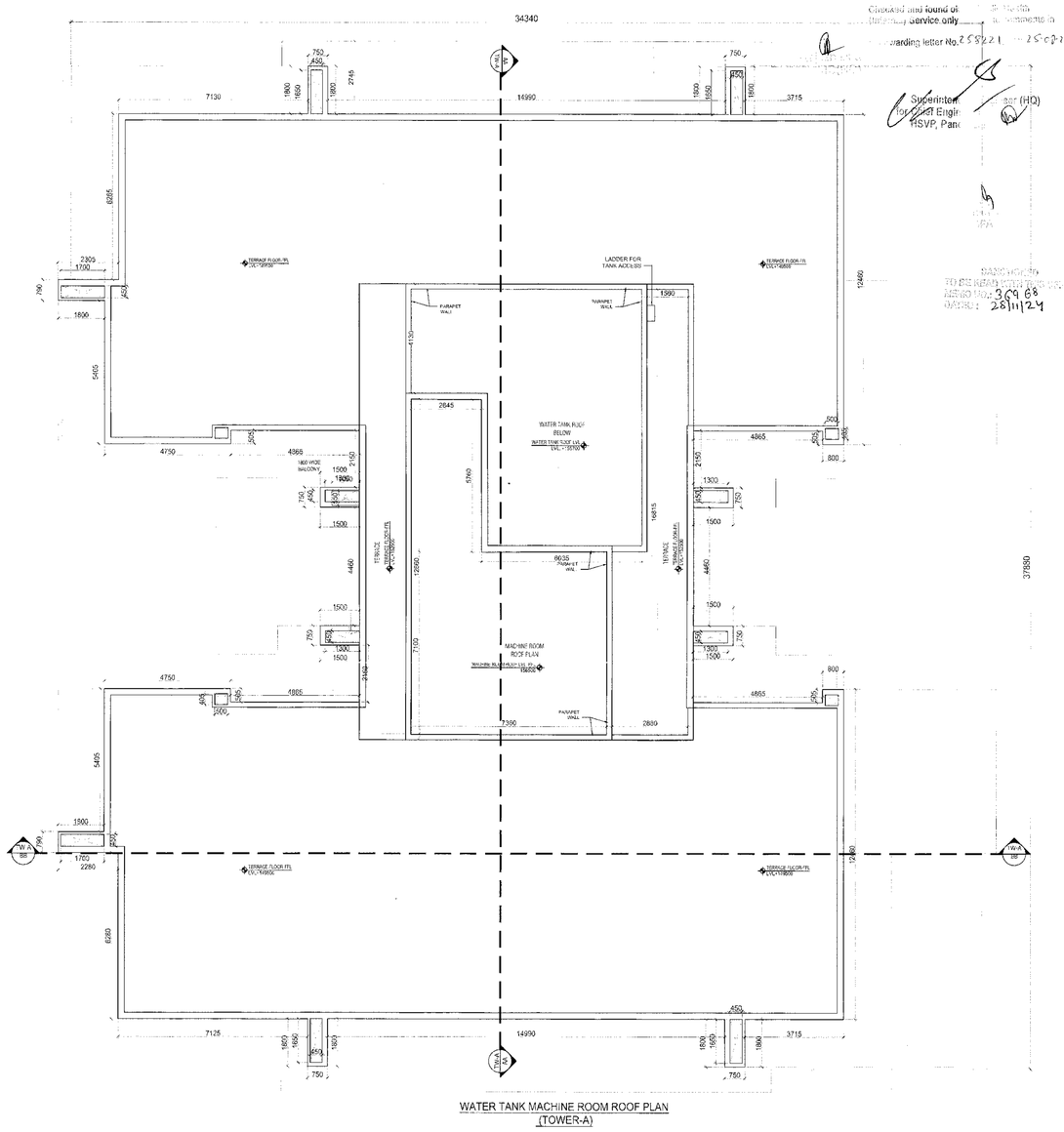

WATER TANK MACHINE ROOM ROOF PLAN
(TOWER-A)

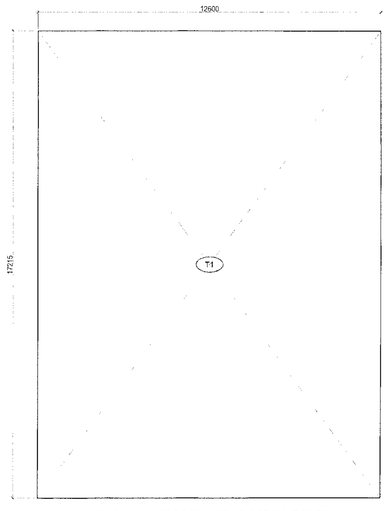

MUMTY & MACHINE ROOM AREA DIAGRAM (TOWER-A)

MUMTY & MACHINE ROOM AREA CALCULATIONS					
S. No.	DESCRIPTION	WIDTH	LENGHT	NOS.	AREA IN SQMT
ADDITIONS (A)					
1	T-1	12.600	17.215	1	216.909
TOTAL ADDITION (A)				=	216.909

DOOR WINDOW SCHEDULE					
S.NO.	ITEM	SIZE	SILL	LINTEL	REMARKS
1	D1	1100X2400	0	2400	0
2	D2	1000X2400	0	2400	0
3	D3	800X2400	0	2400	0
4	D5	900X2400	0	2400	0
5	D6	2000X2400	0	2400	0
6	V1	650X650	1500	2400	0
7	V2	900X900	1500	2400	0
8	FD1	900X2400	0	2400	ONE HOUR FIRE RATED DOOR
9	FD2	1200X2400	0	2400	ONE HOUR FIRE RATED DOOR
10	FD3	1200X2400	0	2400	ONE HOUR FIRE RATED DOOR
11	FD4	1515X2400	0	2400	ONE HOUR FIRE RATED DOOR
12	FDW	3900/3300X 2400 / 1500	0	2400	WITH OPENABLE PANEL
13	FW	2500X1500	900	2400	ONE HOUR FIRE RATED DOOR
14	D1A	900X2250	150	2400	0
15	W1	1685X1500	900	2400	0
16	W2	2940X1500	900	2400	0
17	W3	2503X1500	900	2400	0
18	W4	3140X1500	900	2400	WITH OPENABLE PANEL
19	W5	1675X1500	900	2400	0
20	W6	1250X1500	900	2400	0
21	W7	3250X1500	900	2400	0
22	W8	1515X1500	900	2400	0
23	W9	600X1500	900	2400	0
24	W10	3735X1500	900	2400	0
25	W11	4850X1500	900	2400	0
26	SD1	2940X2400	0	2400	0
27	SD2	1685X2400	0	2400	0
28	SD3	3250X2400	0	2400	0
29	SD4	2670X2400	0	2400	0
30	SD5	2500X2400	0	2400	0
31	SD6	3700X2400	0	2400	0
32	DW1	1000/865X 2400/1500	0 / 900	2400	0
33	DW2	800 / 450 X 2400 / 1500	0 / 900	2400	0
34	AC1	1000X1100	100	1200	0
35	AC2	500X1100	100	1200	0
36	AC3	1200X1100	100	1200	0

LEGEND:-

PLUMBING LEGEND

1. 110ø OD uPVC SP STACK
2. 110ø OD uPVC WP STACK
2. 160ø OD uPVC WP STACK FOR KITCHEN
3. 110ø OD uPVC ACP
4. 75ø OD PIPE ZONE-01
5. 63ø OD PIPE ZONE-02
6. 63ø OD PIPE ZONE-03
7. 110ø OD uPVC RWP
8. 110ø uPVC DRAIN PIPE(BALCONY)

LEGEND:-

SYMBOL	DESCRIPTION
	SOIL PIPE
	WASTE PIPE
FT	FLOOR TRAP
⊠	CUTOUT
FD	FLOOR DRAIN
	CWS PIPE
	HWS PIPE
⋈	CONTROL VALVE

KEY PLAN | ORIENTATION

N

PRINCIPAL ARCHITECT

ACPL

ISO 9001:2015
Architecture
Management
Planning

ACPL Design Ltd
www.acplonline.com
B-24 Sixth Extension -1
New Delhi 110003 India
E: contact@acplonline.com
T: +91 11 24652125
+91 11 24646729
F: +91 11 24654068

PROJECT:-

APPROVAL OF REVISED BUILDING PLAN ON MIXED LAND USE COLONY FOR AN AREA 11.0901 ACRES FALLING UNDER LICENCE NO. 199 OF 2023 AND 15 OF 2024 IN SECTOR-104 , GURUGRAM BEING DEVELOPED BY M/S HERO REALITY PVT. LTD.

Hero Reality Pvt. Ltd.
Authorised Signatory

OWNER/AUTH. SIGNATURE

RAVI KUMAR GARG
ARCHITECT
CA/2003/35847/3

ARCHITECT'S SIGNATURE

DRAWING TITLE
TOWER-A
TERRACE FLOOR, MACHINE ROOM TANK BOTTOM LVL PLAN , MACHINE ROOM ROOF & AREA DIAGRAM

DRAWING NO.T-A-AR-07 | SCALE :- 1:100