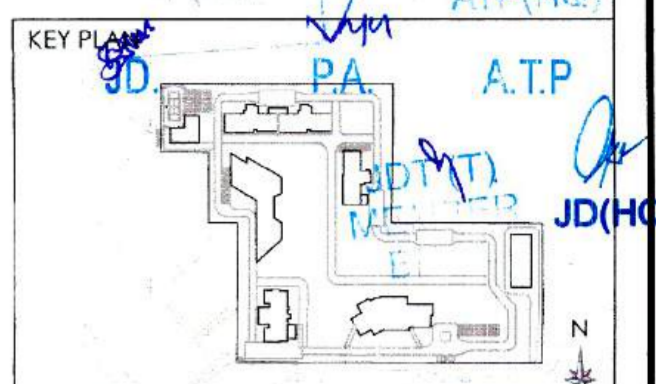


This is a "PROVISIONAL BUILDING PLAN" approved only for the purpose of inviting objections from the general public.

S.T.P (HO) Member Secretary B.P.A.C.
 L.T.P (HO) Member B.P.A.C.
 S.P.R (HO) Chairman B.P.A.C.



NOTES


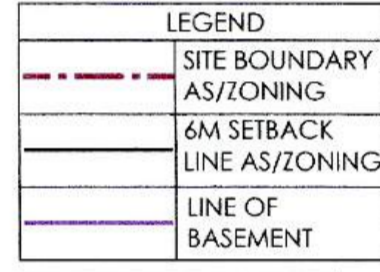
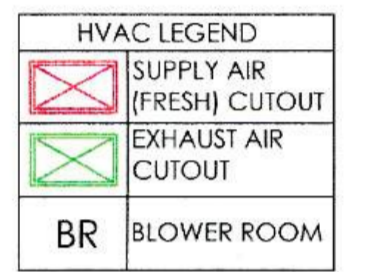
GREEN AREA DIAGRAM-PHASE I				
S.NO.	SHAPE	WIDTH	LENGTH	AREA (SQ M)
ADDITIONS				
G1	RECTANGLE	34.100	6.815	232.392
G2	RECTANGLE	12.000	110.585	1327.020
G3	RECTANGLE	30.160	3.555	107.219
G4	RECTANGLE	41.775	50.580	2092.432
G5	RECTANGLE	112.000	4.300	481.600
G6	RECTANGLE	4.795	3.140	15.059
G7	RECTANGLE	25.935	25.000	648.875
G8	RECTANGLE	32.750	6.850	224.335
G9	RECTANGLE	5.800	4.000	23.200
G10	RECTANGLE	84.495	8.865	750.738
G11	RECTANGLE	21.890	9.480	207.529
G12	RECTANGLE	19.200	4.300	82.640
G13	RECTANGLE	25.000	1.975	49.375
G14	RECTANGLE	18.370	4.455	81.924
G15	RECTANGLE	17.045	3.555	60.393
G16	RECTANGLE	5.250	8.820	46.305
G17	RECTANGLE	5.250	2.330	12.135
G18	RECTANGLE	12.880	4.815	61.977
G19	RECTANGLE	25.000	1.975	49.375
G20	RECTANGLE	10.515	17.700	185.113
G21	RECTANGLE	12.235	17.700	216.540
G22	RECTANGLE	20.025	12.235	244.911
G23	RECTANGLE	4.845	5.685	27.533
G24	RECTANGLE	6.100	4.100	25.010
G25	RECTANGLE	8.960	8.895	79.490
G26	RECTANGLE	12.630	7.250	91.713
G27	RECTANGLE	4.850	3.850	18.453
G28	RECTANGLE	7.000	10.000	70.000
G29	RECTANGLE	1.550	22.720	35.216
G30	RECTANGLE	1.550	31.035	48.104
G31	RECTANGLE	1.550	33.450	51.848
G32	RECTANGLE	20.605	10.305	212.157
G33	RECTANGLE	13.785	13.785	188.000
G34	RECTANGLE	10.600	1.550	16.430
TOTAL ADDITION 7892.456				

GREEN AREA DIAGRAM-PHASE II				
S.NO.	SHAPE	WIDTH	LENGTH	AREA (SQ M)
ADDITIONS				
G35	RECTANGLE	7.500	7.500	56.250
G36	RECTANGLE	8.000	16.100	128.800
G37	RECTANGLE	16.100	9.150	147.315
G38	RECTANGLE	7.500	47.565	356.738
G39	RECTANGLE	9.000	6.500	58.500
G40	RECTANGLE	10.000	13.600	136.000
TOTAL ADDITION 1243.418				

GREEN AREA DIAGRAM-PHASE I & II				
PHASE I	PHASE II	TOTAL		
7892.456	240.583	8093.239		

SURFACE PARKING AREA DIAGRAM-PHASE I				
S.NO.	SHAPE	WIDTH	LENGTH	AREA (SQ M)
ADDITIONS				
P1	RECTANGLE	7.200	6.000	43.200
P2	RECTANGLE	6.000	7.200	43.200
P3	RECTANGLE	6.000	10.800	64.800
P4	RECTANGLE	6.600	7.200	47.520
P5	RECTANGLE	5.000	15.000	75.000
P6	RECTANGLE	8.800	16.290	143.352
TOTAL ADDITION 460.272				

SURFACE PARKING AREA DIAGRAM-PHASE II				
S.NO.	SHAPE	WIDTH	LENGTH	AREA (SQ M)
ADDITIONS				
P7	RECTANGLE	7.500	7.500	56.250
P8	RECTANGLE	7.500	7.500	56.250
P9	RECTANGLE	8.000	16.100	128.800
P10	RECTANGLE	16.100	9.150	147.315
P11	RECTANGLE	10.000	10.000	100.000
P12	RECTANGLE	7.500	47.565	356.738
P13	RECTANGLE	9.000	6.500	58.500
P14	RECTANGLE	10.000	13.600	136.000
TOTAL ADDITION 1243.418				



CLIENT: Birla Estates Pvt. Ltd. in collaboration with Barmati India Pvt. Ltd.

STRUCTURES: WHITBY WOOD PRITAMDASANI MUMBAI Unit 1101 | Loda Supremus | Powai, Anheri (East) | Mumbai-400072 | Maharashtra | India T: +91-9820-186879 m.pritamdasani@whitbywood.com

M/E: SNC SUNIL NAYAR CONSULTING ENGINEERS LLP 204-206A & 305A-305B, 2nd & 3rd Floor Sectors 54 | Gurgaon-122002 | Haryana | India T: +91-124-4803800 Email: sncgurgaon@snc.co.in

LANDSCAPE: SWA, LAGUNA BEACH 5701 Glenmeyle Street | Laguna Beach | California-92651 USA T: +1-949-491-9141 F: +1-949-407-01741 www.swa.com

ARCHITECTS: Arcop Associates Pvt. Ltd. Plot-368, Sec-32 Gurgaon-122001 Ph: +244854429169 Montreal, Canada, New-Delhi, Boston.

PROJECT SUPERINTENDING ENGINEER (HO): REV. CHITRANJAN K. BHANDARI 2011 AREA MEASURING 13.275 ACRES IN SECTOR-31 - 32A, GURGAON BEING DEVELOPED BY BIRLA ESTATES PVT LTD IN COLLABORATION WITH M/S BARMATI INDIA PVT. LTD.

ARCHITECT'S SIGNATURE: [Signature]

ENGINEER'S SIGNATURE: [Signature]

DRAWING TITLE: SITE PLAN (GREEN AREA & SURFACE PARKING AREA DIAGRAM) DRAWING NO.: AR-MP-02

