

SCHEDULE OF MATERIALS		
ITEM NO.	DESCRIPTION	QUANTITY
1	200mm dia. HDPE Sewer Pipe	1500m
2	150mm dia. HDPE Sewer Pipe	1200m
3	100mm dia. HDPE Sewer Pipe	800m
4	75mm dia. HDPE Sewer Pipe	500m
5	40mm dia. HDPE Sewer Pipe	300m
6	200mm dia. Manhole	10
7	150mm dia. Manhole	15
8	100mm dia. Manhole	20
9	75mm dia. Manhole	15
10	40mm dia. Manhole	10
11	200mm dia. Chamber	5
12	150mm dia. Chamber	10
13	100mm dia. Chamber	15
14	75mm dia. Chamber	10
15	40mm dia. Chamber	5
16	200mm dia. Valve	5
17	150mm dia. Valve	10
18	100mm dia. Valve	15
19	75mm dia. Valve	10
20	40mm dia. Valve	5
21	200mm dia. Tee	10
22	150mm dia. Tee	15
23	100mm dia. Tee	20
24	75mm dia. Tee	15
25	40mm dia. Tee	10
26	200mm dia. Elbow	10
27	150mm dia. Elbow	15
28	100mm dia. Elbow	20
29	75mm dia. Elbow	15
30	40mm dia. Elbow	10
31	200mm dia. Coupler	10
32	150mm dia. Coupler	15
33	100mm dia. Coupler	20
34	75mm dia. Coupler	15
35	40mm dia. Coupler	10

SCHEDULE OF MANHOLES		
ITEM NO.	DESCRIPTION	QUANTITY
1	200mm dia. Manhole	10
2	150mm dia. Manhole	15
3	100mm dia. Manhole	20
4	75mm dia. Manhole	15
5	40mm dia. Manhole	10

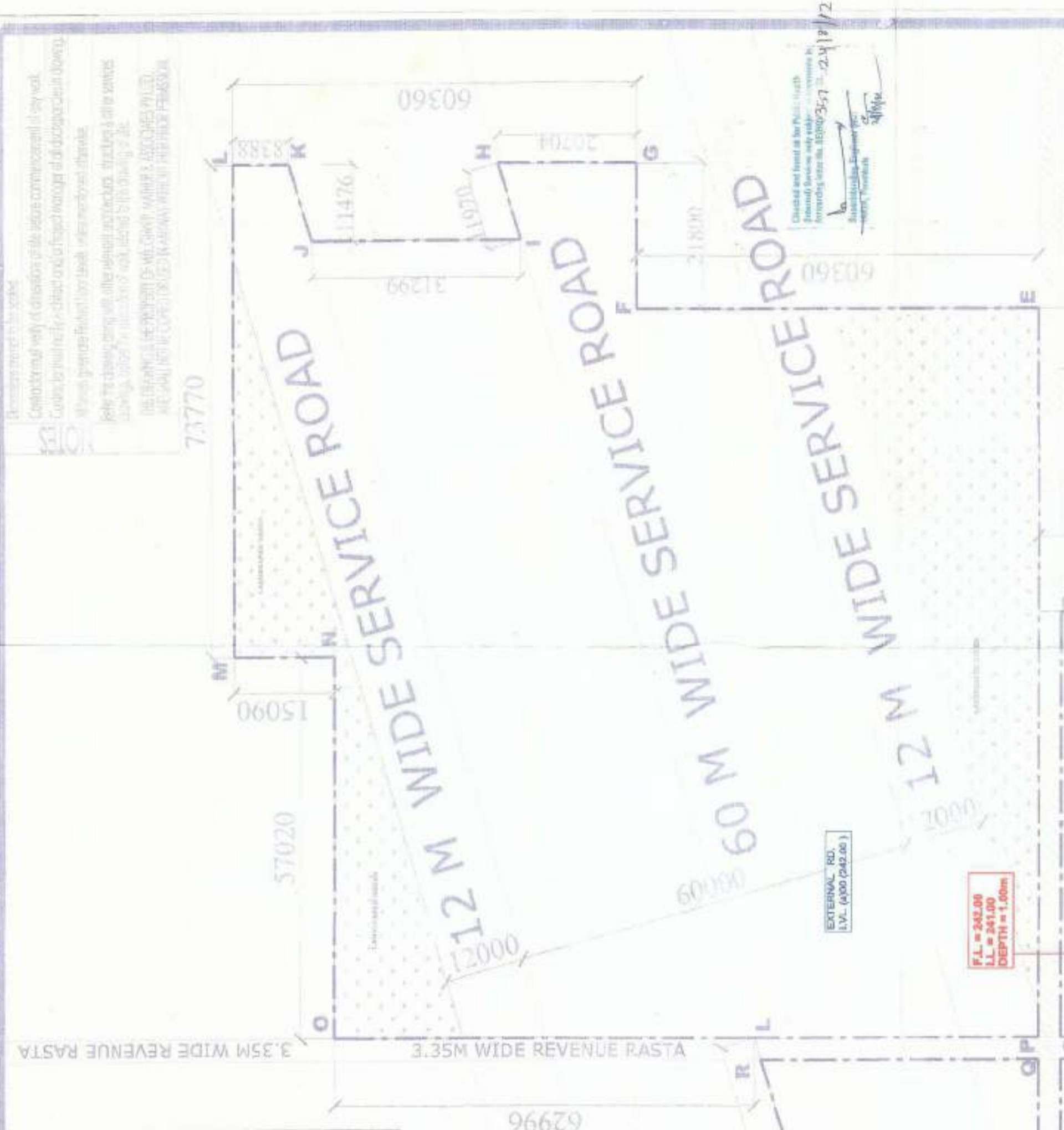
SCHEDULE OF CHAMBERS		
ITEM NO.	DESCRIPTION	QUANTITY
1	200mm dia. Chamber	5
2	150mm dia. Chamber	10
3	100mm dia. Chamber	15
4	75mm dia. Chamber	10
5	40mm dia. Chamber	5

SCHEDULE OF VALVES		
ITEM NO.	DESCRIPTION	QUANTITY
1	200mm dia. Valve	5
2	150mm dia. Valve	10
3	100mm dia. Valve	15
4	75mm dia. Valve	10
5	40mm dia. Valve	5

SCHEDULE OF TEES		
ITEM NO.	DESCRIPTION	QUANTITY
1	200mm dia. Tee	10
2	150mm dia. Tee	15
3	100mm dia. Tee	20
4	75mm dia. Tee	15
5	40mm dia. Tee	10

SCHEDULE OF ELBOWS		
ITEM NO.	DESCRIPTION	QUANTITY
1	200mm dia. Elbow	10
2	150mm dia. Elbow	15
3	100mm dia. Elbow	20
4	75mm dia. Elbow	15
5	40mm dia. Elbow	10

SCHEDULE OF COUPLERS		
ITEM NO.	DESCRIPTION	QUANTITY
1	200mm dia. Coupler	10
2	150mm dia. Coupler	15
3	100mm dia. Coupler	20
4	75mm dia. Coupler	15
5	40mm dia. Coupler	10



AREA SUMMARY	
TOTAL PLOT AREA	15.0483 ACRES
TOTAL COVERED AREA	68957.000 SQ. MTRS.
TOTAL UNCOVERED AREA	6067.000 SQ. MTRS.

ITEM NO.	DESCRIPTION	QUANTITY
1	200mm dia. Sewer Pipe	1500m
2	150mm dia. Sewer Pipe	1200m
3	100mm dia. Sewer Pipe	800m
4	75mm dia. Sewer Pipe	500m
5	40mm dia. Sewer Pipe	300m
6	200mm dia. Manhole	10
7	150mm dia. Manhole	15
8	100mm dia. Manhole	20
9	75mm dia. Manhole	15
10	40mm dia. Manhole	10
11	200mm dia. Chamber	5
12	150mm dia. Chamber	10
13	100mm dia. Chamber	15
14	75mm dia. Chamber	10
15	40mm dia. Chamber	5
16	200mm dia. Valve	5
17	150mm dia. Valve	10
18	100mm dia. Valve	15
19	75mm dia. Valve	10
20	40mm dia. Valve	5
21	200mm dia. Tee	10
22	150mm dia. Tee	15
23	100mm dia. Tee	20
24	75mm dia. Tee	15
25	40mm dia. Tee	10
26	200mm dia. Elbow	10
27	150mm dia. Elbow	15
28	100mm dia. Elbow	20
29	75mm dia. Elbow	15
30	40mm dia. Elbow	10
31	200mm dia. Coupler	10
32	150mm dia. Coupler	15
33	100mm dia. Coupler	20
34	75mm dia. Coupler	15
35	40mm dia. Coupler	10



EXTERNAL SEWERAGE SYSTEM SUBMISSION DRAWING

OWNER: GANP MAPSKO BUILDERS PVT. LTD. SEC - 82 & 83 GURGAON

PROJECT CODE: 022141/1/AMOUNT VILU/GURGAON

PROJECT TITLE: RESIDENTIAL COMPLEX WITH COMMERCIAL AND INDUSTRIAL BUILDINGS

CLIENT: GANP MAPSKO BUILDERS PVT. LTD. SEC - 82 & 83 GURGAON

DATE: 28/07/2019

SCALE: 1/40

PROJECT LOCATION: SEC - 82 & 83 GURGAON

DESIGNED BY: SURESH K. GUPTA

CHECKED BY: SURESH K. GUPTA

DATE: 28/07/2019

PROJECT LOCATION: SEC - 82 & 83 GURGAON

PROJECT CODE: 022141/1/AMOUNT VILU/GURGAON

PROJECT TITLE: RESIDENTIAL COMPLEX WITH COMMERCIAL AND INDUSTRIAL BUILDINGS

CLIENT: GANP MAPSKO BUILDERS PVT. LTD. SEC - 82 & 83 GURGAON

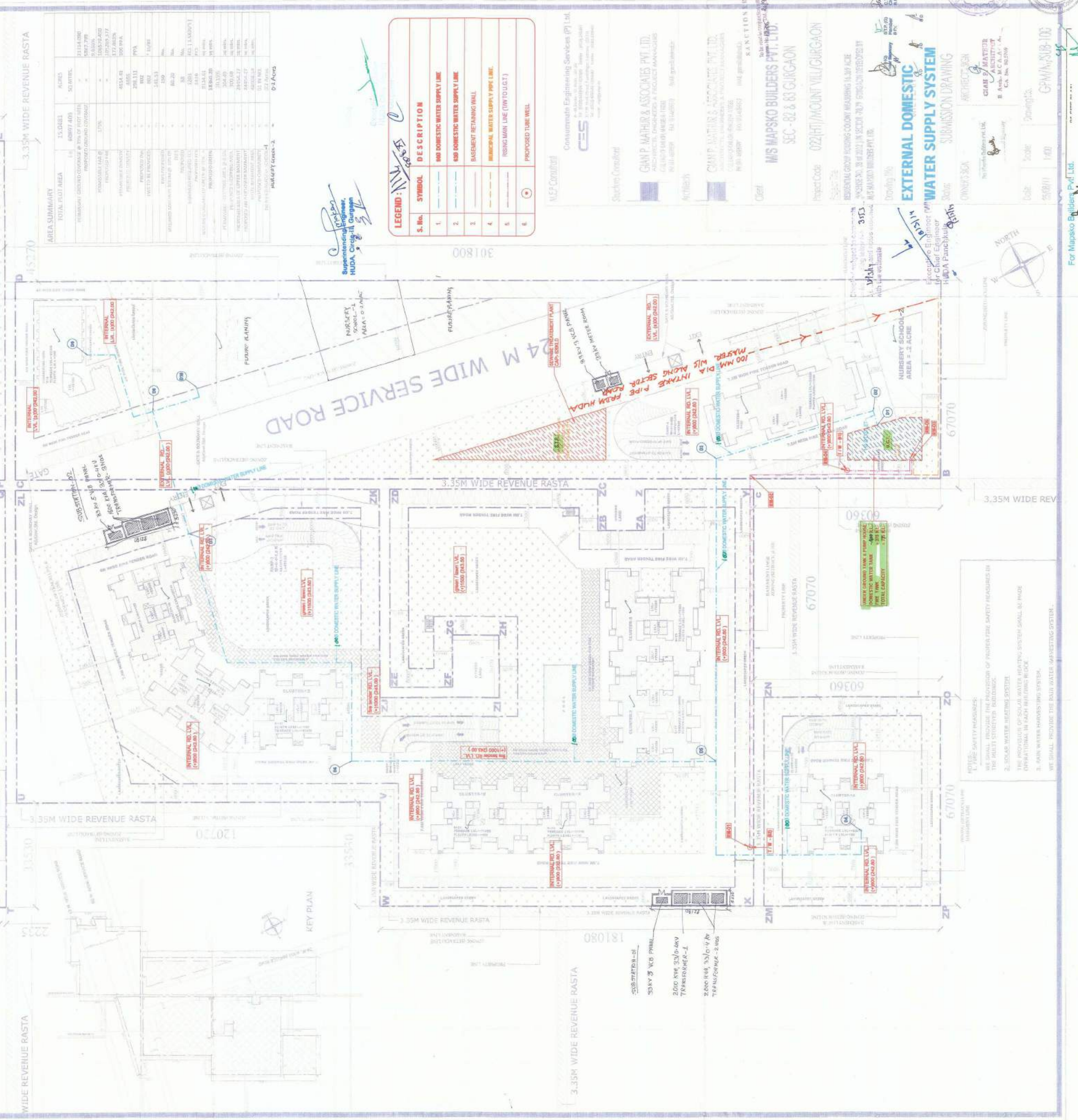
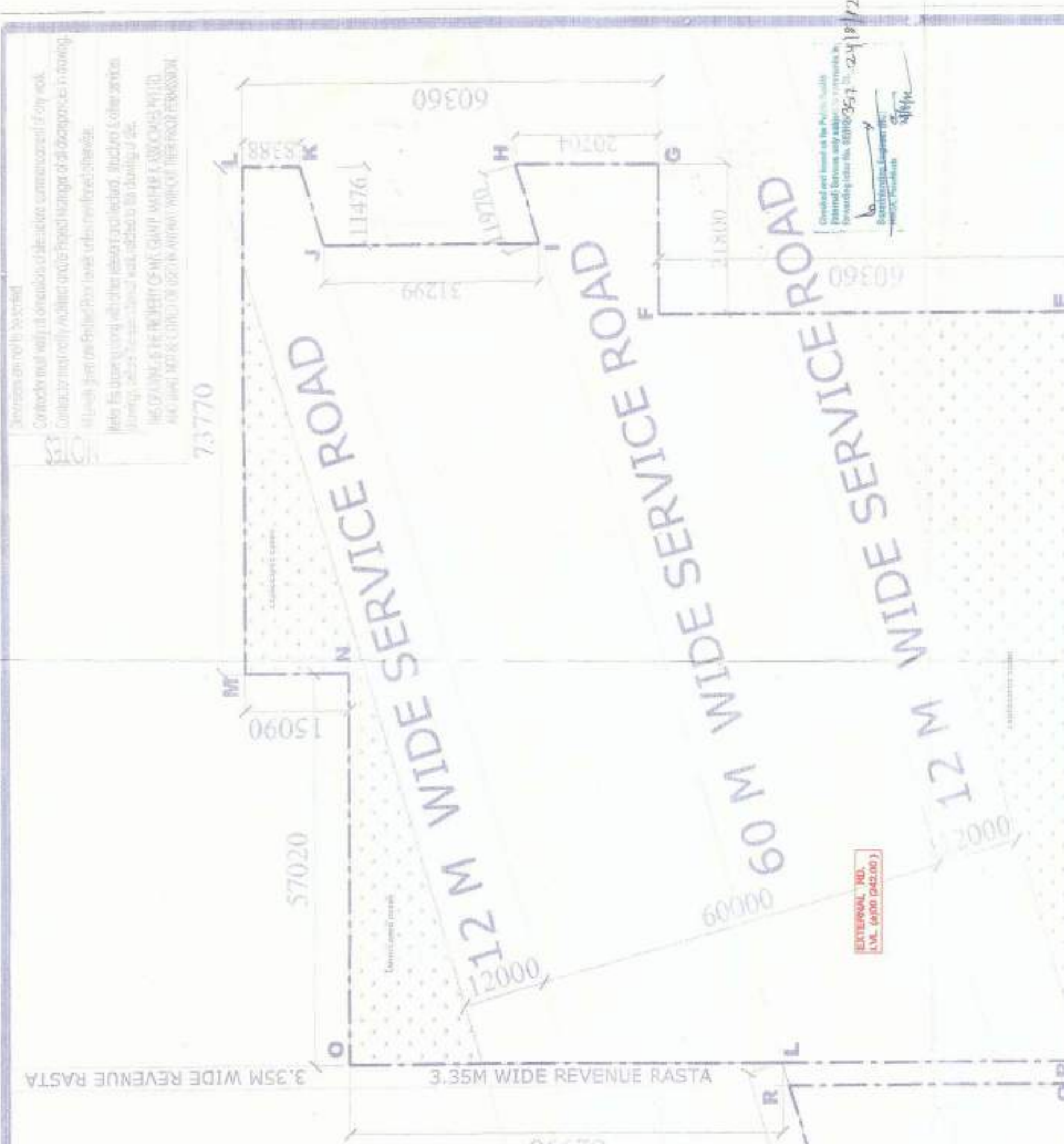
DATE: 28/07/2019

SCALE: 1/40

PROJECT LOCATION: SEC - 82 & 83 GURGAON

Sl. No.	Particulars	Quantity	Rate	Amount
1
2
3
4
5
6
7
8
9
10
11
12
13
14
15
16
17
18
19
20
21
22
23
24
25
26
27
28
29
30
31
32
33
34
35
36
37
38
39
40
41
42
43
44
45
46
47
48
49
50
51
52
53
54
55
56
57
58
59
60
61
62
63
64
65
66
67
68
69
70
71
72
73
74
75
76
77
78
79
80
81
82
83
84
85
86
87
88
89
90
91
92
93
94
95
96
97
98
99
100

Sl. No.	Particulars	Quantity	Rate	Amount
1
2
3
4
5
6
7
8
9
10
11
12
13
14
15
16
17
18
19
20
21
22
23
24
25
26
27
28
29
30
31
32
33
34
35
36
37
38
39
40
41
42
43
44
45
46
47
48
49
50
51
52
53
54
55
56
57
58
59
60
61
62
63
64
65
66
67
68
69
70
71
72
73
74
75
76
77
78
79
80
81
82
83
84
85
86
87
88
89
90
91
92
93
94
95
96
97
98
99
100



Sl. No.	SYMBOL	DESCRIPTION
1	---	100 DOMESTIC WATER SUPPLY LINE
2	---	500 DOMESTIC WATER SUPPLY LINE
3	---	BASEMENT RETAINING WALL
4	---	1000 DOMESTIC WATER SUPPLY PIPE LINE
5	---	RISING MAIN LINE (HW TO DUCT)
6	---	PROPOSED TUBE WELL

LEGEND : *N/A*

1. 100 DOMESTIC WATER SUPPLY LINE
 2. 500 DOMESTIC WATER SUPPLY LINE
 3. BASEMENT RETAINING WALL
 4. 1000 DOMESTIC WATER SUPPLY PIPE LINE
 5. RISING MAIN LINE (HW TO DUCT)
 6. PROPOSED TUBE WELL

Consumers Engineering Services (P) Ltd.
CES
 Architects
CHAMP MATHEW & ASSOCIATES PVT. LTD.
 ARCHITECTS
CHAMP MATHEW & ASSOCIATES PVT. LTD.
 ARCHITECTS
M/S MAPSKO BUILDERS PVT. LTD.
 SEC - 82 & 83 GURGAON
 Project Code: 0221471 MOUNT VILLI GURGAON
EXTERNAL DOMESTIC WATER SUPPLY SYSTEM
 SUBMISSION DRAWING
 For Mapasko Builders Pvt. Ltd.
 Director General
 Town & Country Planning
 Haryana, Chandigarh

For Mapasko Builders Pvt. Ltd.
 Director General
 Town & Country Planning
 Haryana, Chandigarh

UDKGAON - MANESAR URBAN COMPLEX-2021AD

REVISIED
FINAL PLAN
SECTOR 78, 79 & 80

DETAIL OF AREA :-

SECTOR NO.	TOTAL AREA (SQ. METERS)	RESIDENTIAL	COMMERCIAL	INDUSTRIAL	OPEN SPACE	ROADS	UTILITIES
78	108,231	75,000	30,000	10,000	10,000	10,000	10,000
79	108,231	75,000	30,000	10,000	10,000	10,000	10,000
80	108,231	75,000	30,000	10,000	10,000	10,000	10,000
TOTAL	324,693	225,000	90,000	30,000	30,000	30,000	30,000

NOTES
1. THE ALLOCATION OF THE LANDS AND UTILITIES IS SUBJECT TO THE APPROVAL OF THE GOVT. ENGINEERS AT SITE.
2. THE FINAL PLAN SHALL BE APPROVED BY THE GOVT. ENGINEERS AT SITE.

AREA DETAIL OF SECTOR ROAD :-

SECTOR NO.	ROAD NO.	WIDTH (M)	LENGTH (M)	AREA (SQ. METERS)
78	101	10	100	1,000
79	102	10	100	1,000
80	103	10	100	1,000
TOTAL				3,000

SITE

DEPT. OF TOWN AND COUNTRY PLANNING HARYANA

DIST. TOWN PLANNER (P.D.)
CHIEF TOWN PLANNER
HARYANA

ASST. TOWN PLANNER
DIST. TOWN PLANNER
GURGAON

PLANNING ASSTT.
GURGAON

CHECKED BY
GURGAON

DRAWN BY
GURGAON

DRAWING NO. DTP (G) 1774/2008 DATED 15-06-08/23-07-08

SCALE 1:5000

10 20 30 40 50 METERS

