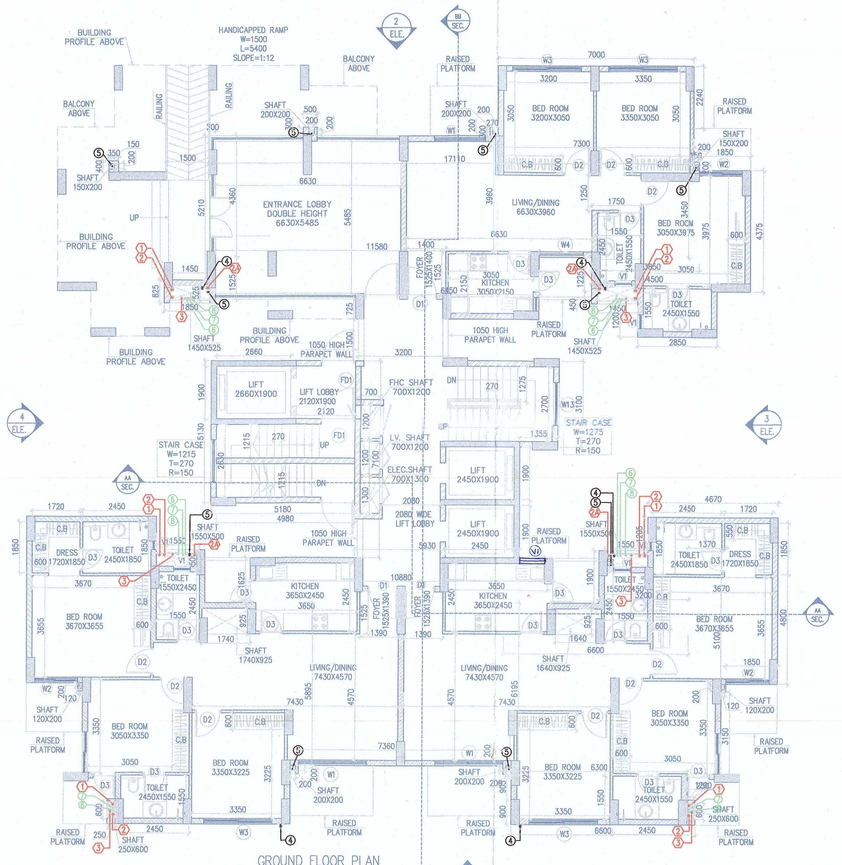

GROUND FLOOR PLAN
NO. OF UNITS=03
LVL+1200
(TOWER-1 & 7)

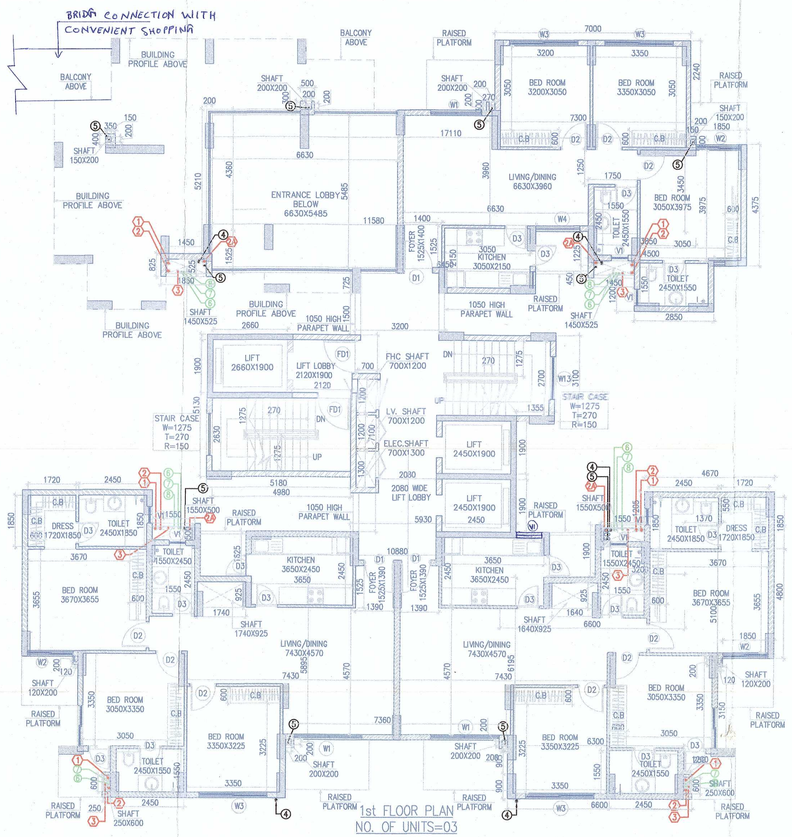

1st FLOOR PLAN
NO. OF UNITS=03
LVL+4150
(TOWER-1 & 7)

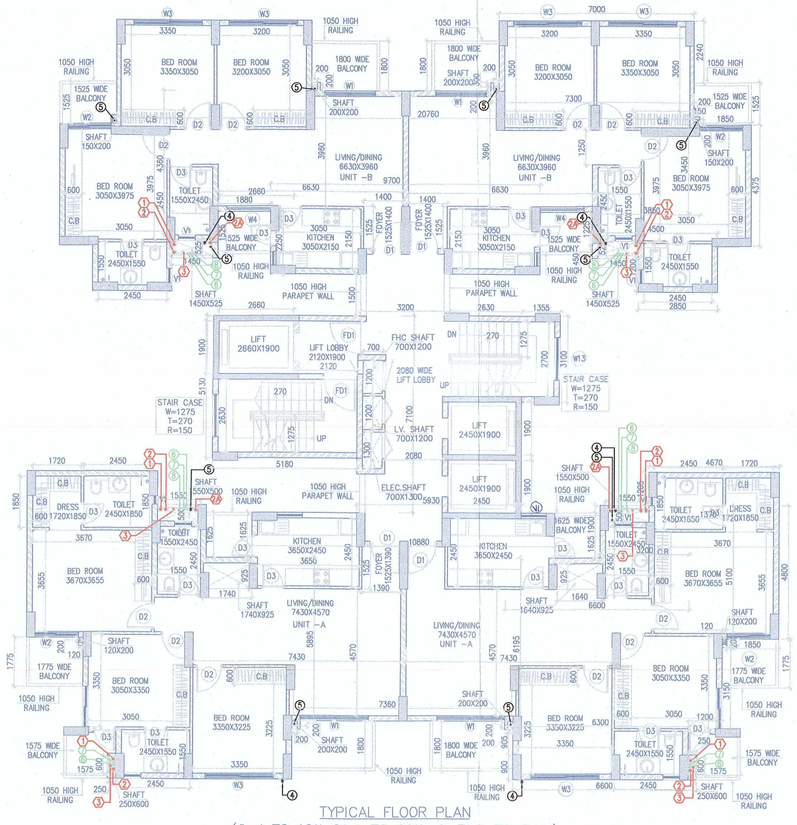

TYPICAL FLOOR PLAN
(2nd TO 19th,21st TO 29th & 31st TO 36th)
FLOOR PLAN
(TOWER-1)
TYPICAL FLOOR PLAN
(2nd TO 19th,21st TO 29th & 31st TO 35th)
FLOOR PLAN
(TOWER-7)

TOWER-7

S.NO	FLOOR	LVL	UNITS
1.	2nd FLOOR	+7100	4
2.	3rd FLOOR	+10050	4
3.	4th FLOOR	+13000	4
4.	5th FLOOR	+15950	4
5.	6th FLOOR	+18900	4
6.	7th FLOOR	+21850	4
7.	8th FLOOR	+24800	4
8.	9th FLOOR	+27750	4
9.	10th FLOOR	+30700	4
10.	11th FLOOR	+33650	4
11.	12th FLOOR	+36600	4
12.	13th FLOOR	+39550	4
13.	14th FLOOR	+42500	4
14.	15th FLOOR	+45450	4
15.	16th FLOOR	+48400	4
16.	17th FLOOR	+51350	4
17.	18th FLOOR	+54300	4
18.	19th FLOOR	+57250	4
19.	21st FLOOR	+63150	4
20.	22nd FLOOR	+66100	4
21.	23th FLOOR	+69050	4
22.	24th FLOOR	+72000	4
23.	25th FLOOR	+74950	4
24.	26th FLOOR	+77900	4
25.	27th FLOOR	+80850	4
26.	28th FLOOR	+83800	4
27.	29th FLOOR	+86750	4
28.	31st FLOOR	+92650	4
29.	32nd FLOOR	+95600	4
30.	33rd FLOOR	+98550	4
31.	34th FLOOR	+101500	4
32.	35th FLOOR	+104450	4
	TOTAL UNITS		128

TOWER-1

S.NO	FLOOR	LVL	UNITS
1.	2nd FLOOR	+7100	4
2.	3rd FLOOR	+10050	4
3.	4th FLOOR	+13000	4
4.	5th FLOOR	+15950	4
5.	6th FLOOR	+18900	4
6.	7th FLOOR	+21850	4
7.	8th FLOOR	+24800	4
8.	9th FLOOR	+27750	4
9.	10th FLOOR	+30700	4
10.	11th FLOOR	+33650	4
11.	12th FLOOR	+36600	4
12.	13th FLOOR	+39550	4
13.	14th FLOOR	+42500	4
14.	15th FLOOR	+45450	4
15.	16th FLOOR	+48400	4
16.	17th FLOOR	+51350	4
17.	18th FLOOR	+54300	4
18.	19th FLOOR	+57250	4
19.	21st FLOOR	+63150	4
20.	22nd FLOOR	+66100	4
21.	23th FLOOR	+69050	4
22.	24th FLOOR	+72000	4
23.	25th FLOOR	+74950	4
24.	26th FLOOR	+77900	4
25.	27th FLOOR	+80850	4
26.	28th FLOOR	+83800	4
27.	29th FLOOR	+86750	4
28.	31st FLOOR	+92650	4
29.	32nd FLOOR	+95600	4
30.	33rd FLOOR	+98550	4
31.	34th FLOOR	+101500	4
32.	35th FLOOR	+104450	4
33.	36th FLOOR	+107400	4
	TOTAL UNITS		132

LEGEND

1	110 OD SOIL PIPE
2	110 OD WASTE PIPE
2A	110 OD KITCHEN WASTE PIPE
3	75ø OD ANTISYPHONAGE PIPE
4	110 OD RAIN WATER PIPE
5	75ø BALCONY DRAIN PIPE
6	COLD WATER SUPPLY PIPE
7	FLUSHING WATER SUPPLY PIPE
8	HOT WATER SUPPLY PIPE

SCHEDULE OF DOORS & WINDOWS

SCHEDULE OF OPENINGS

SIZE	TYPE	LOCATION	DESCRIPTION	SILL	LINTEL
1000 X 2400	FD1	BASEMENT RT PANEL	FIRE DOOR	–	+2400
850x2400	D1	UNIT ENT. DOOR	FLUSH DOOR	–	+2400
810x2400	D2	UNIT ENT. DOOR	FLUSH DOOR	–	+2400
660x2400	D3	UNIT ENT. DOOR	FLUSH DOOR	–	+2400
1825x1850	W1	AS PER DWG	UPVC GLAZED WINDOW	+450	+2400
1500x1850	W2	AS PER DWG	UPVC GLAZED WINDOW	+450	+2400
2450x1850	W3	AS PER DWG	UPVC GLAZED WINDOW	+450	+2400
1500x1850	W4	AS PER DWG	UPVC GLAZED WINDOW	+450	+2400
1500x1850	W5	AS PER DWG	UPVC GLAZED WINDOW	+450	+2400
1850x1850	W6	AS PER DWG	UPVC GLAZED WINDOW	+450	+2400
1850x1850	W7	AS PER DWG	UPVC GLAZED WINDOW	+450	+2400
1500x1850	W8	AS PER DWG	UPVC GLAZED WINDOW	+450	+2400
1500x1850	W9	AS PER DWG	UPVC GLAZED WINDOW	+450	+2400
2070x1850	W10	AS PER DWG	UPVC GLAZED WINDOW	+450	+2400
2150x1850	W11	AS PER DWG	UPVC GLAZED WINDOW	+450	+2400
2450x1850	W12	AS PER DWG	UPVC GLAZED WINDOW	+450	+2400
1545x1850	W13	STAIRCASE	UPVC GLAZED WINDOW	–	+2400
850x1850	W14	STAIRCASE	UPVC GLAZED WINDOW	–	+2400
600x1200	V	TOILET/KITCHEN	AL. VENTILATOR	+1200	+2400

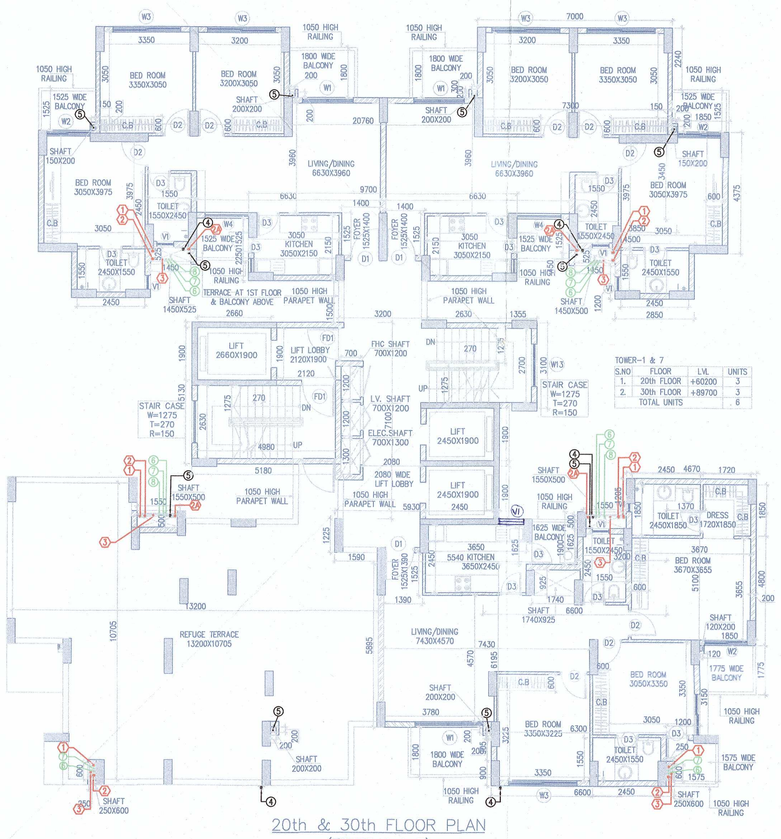

20th & 30th FLOOR PLAN
(TOWER-1 & 7)

37TH FLOOR PLAN
LVL+110350
(TOWER-1)
36TH FLOOR PLAN
LVL+107400
(TOWER-7)

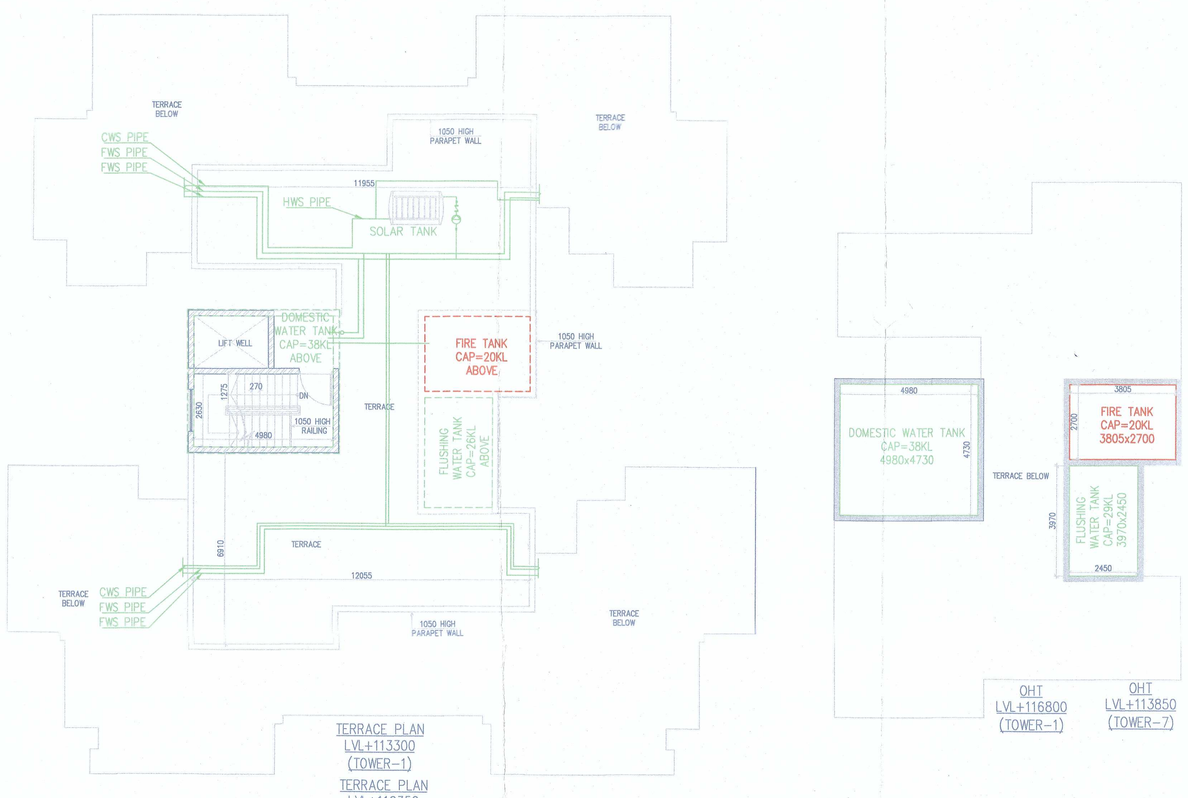

TERRACE PLAN
LVL+113300
(TOWER-1)
TERRACE PLAN
LVL+110350
(TOWER-7)

OHT
LVL+116800
(TOWER-1)

OHT
LVL+113850
(TOWER-7)

Note :-

1. BUILDING WILL BE DESIGNED (STRUCTURES) AS PER RELEVENT IS CODES FOR EARTH QUAKE RESISTANCE.

2. BUILDING IS HAS AUTOMATIC SPRINKLER SYSTEM ON ALL FLOORS.

LEGEND:-

Project:

ADDITIONAL PROPOSED BUILDING PLAN OF PHASE-2 OF GROUP HOUSING COLONY FOR AN AREA MEASURING 34.0229 ACRES(LICENSE NO.246 OF 2007 DATED 29.10.2007, LICENSE NO.56 OF 2011 DATED 23.06.2011, LICENSE NO.37 OF 2012 DATED 22.04.2012, LICENSE NO.66 OF 2012 DATED 21.06.2012,LICENSE NO..67 OF 2012 DATED 21.06.2012, LICENSE NO.43 OF 2014 DATED 16.06.2014 AND LICENSE NO.44 OF 2014 DATED 16.06.2014) IN SECTOR-104, GURUGRAM MANESAR URBAN COMPLEX BEING DEVELOPED BY JUVENTUS ESTATE LTD. AND OTHERS

Associate Architects

RSMS ARCHITECTS

RSMS ARCHITECTS PVT. LTD.
69,Nora Niwas Bhawani Kunj
(Behind D2), Vasant Kunj,
New Delhi-110070.
Tel.: 011-26898616,26898617
www.rsms-arch.com

This is a " PROVISIONAL APPROVED BUILDING PLAN" [illegible] purpose of living [illegible] from the general public

Director of Town and Country Planning, Haryana, Chandigarh

Senior Town Planner Gurgaon

SANCTIONED
To Be Read In Conjunction With
Memo No. [illegible]

Checked and found ok for Public Health (Internal) Service only subject to the comments in the drawing issued by SE, HUDA, Panchkula.

Fire Officer (HQ) Urban Local Bodies Deptt. Haryana, Panchkula

ARCHITECT'S SEAL & SIGNATURE

AUGUST.-2017. | Scale : 1:100

Drawing Title:- GROUND FLOOR TO 37TH FLOOR & TERRACE,OHT PLAN (TOWER-1 & 7)

Drawing No:- T1-01

SUB.

HERO RESI. SEC.-104