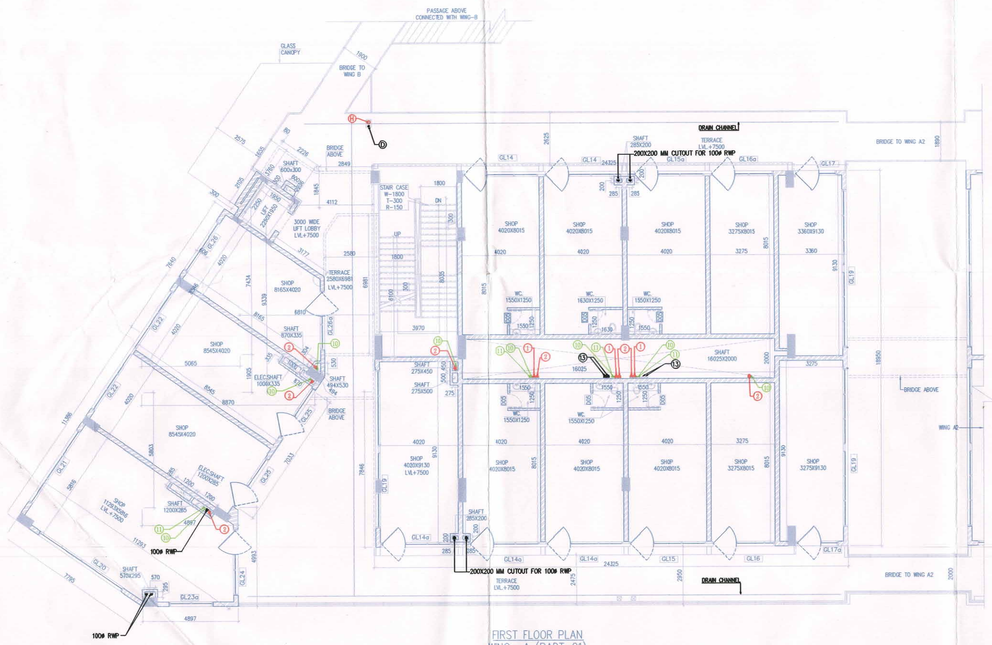

FIRST FLOOR PLAN
WING -A (PART-01)
LEVEL +7500

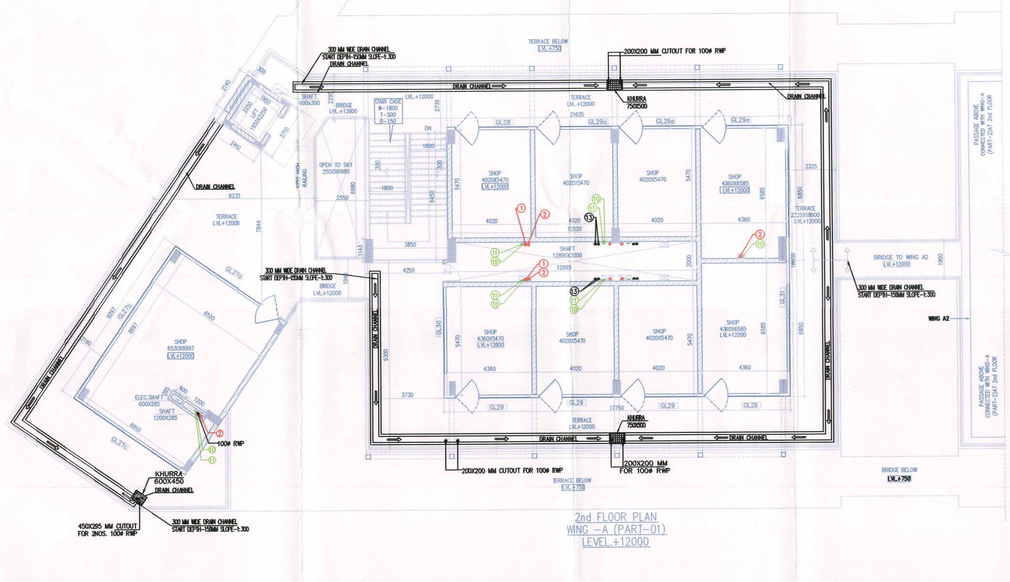

2nd FLOOR PLAN
WING -A (PART-01)
LEVEL +12000

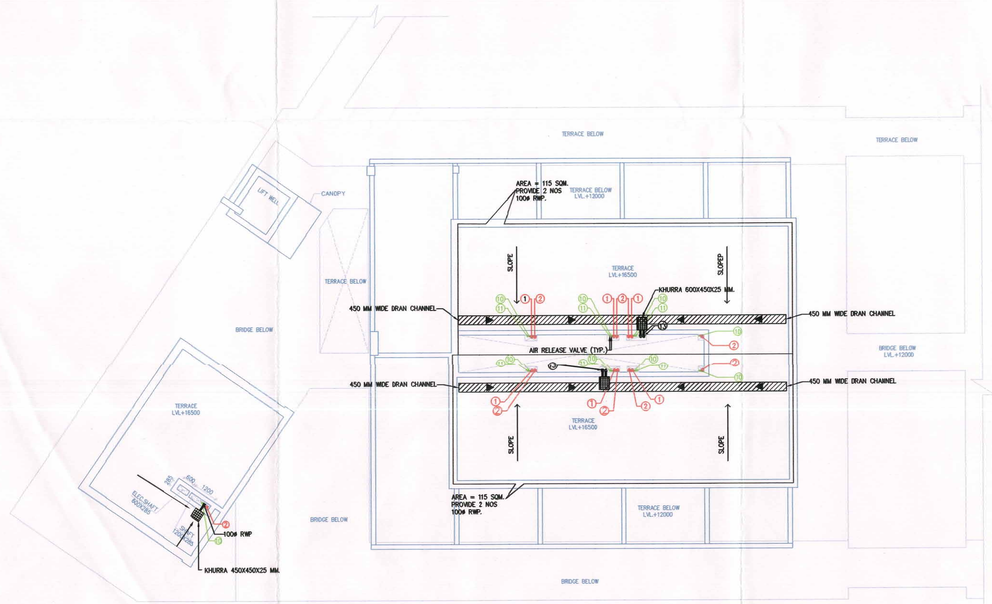

TERRACE FLOOR PLAN
LVL+16500
WING -A (PART-01)

DOOR/WINDOW & GLAZING SCHEDULE				
S.NO.	DESCRIPTION	SIZE (RO)		
		WIDTH	HEIGHT	SILL
1	GL03	2000	5900	-
2	GL03a	2000	5900	75
3	GL04	2175	5900	-
4	GL04a	2100	5900	-
5	GL05	2215	5945	-
6	GL05	2395	5900	-
7	GL07	2275	5900	75
8	GL08	2400	5900	75
9	GL09	4400	900	1200
10	GL09	2210	5700	975
11	GL09a	2275	5300	75
12	GL10	2950	5900	-
13	GL10a	2950	5900	-
14	GL11	2980	5975	-
15	GL12	2980	5900	-
16	GL12	2980	5900	-
17	GL12a	2980	5900	-
18	GL14	3300	5900	-
19	GL15	3038	5900	-
20	GL16a	3100	5900	-
21	GL16b	1324	5900	-
22	GL16c	1324	5900	-
23	GL16	4020	5900	-
24	GL16	4250	5900	-
25	GL16a	4250	5900	-
26	GL20	4460	5700	-
27	GL20a	4460	5900	-
28	GL20b	4460	5900	75
29	GL21	4460	1500	75
30	GL21a	2100	5900	75
31	GL21b	3440	5900	75
32	GL22	7200	5700	-
33	GL22a	7200	5900	75
34	GL23	2400	5900	125
35	GL23a	2600	5180	125
36	GL23b	3687	5900	-
37	GL23c	3687	5900	125
38	GL25	5108	5900	975
39	GL26	7200	5900	-
40	GL27	7200	5900	-
41	GL27a	7200	5900	-
42	GL28a	7942	5900	-
43	GL29	7900	5700	75
44	GL30a	2774	5975	-
45	GL30b	3032	5900	-
46	GL31	11775	5900	75
47	GL31	11775	5900	-
48	GL33	10995	5900	-
49	GL34	20275	5900	-
50	GL35	20288	5900	-
51	GL36a	4550	5900	-
52	GL36b	4297	4825	75
53	GL36c	4297	4825	75
54	GL37a	17710	5845	-
55	GL37b	12660	5570	75
56	GL37c	17440	5845	-
57	GL37d	5600	5570	75
58	GL37e	2225	7175	1150
59	GL38a	22275	7175	1150
60	GL38b	13077	7175	1150
61	GL38d	5321	7175	1150
62	GL39a	5045	9050	704
63	GL39a	21995	5900	-
64	GL39b	18995	5900	-
65	GL39c	12225	5775	-
66	GL39d	13328	5775	-
67	GL39d	4605	5845	-
68	GL39e	19995	5570	75
69	GL40a	5045	5845	-
70	GL40b	5045	5845	-
71	GL40	7224	4165	-
72	GL40	2983	4165	-
73	GL47	5817	4175	-
74	GL48	5916	3873	-
75	GL48	1905	3818	2390
76	GL50	2985	4100	75
77	GL51	5275	4200	-
78	GL52	5275	4200	-
79	GL52a	4269	4165	-
80	GL52	1410	3950	-
81	GL53a	3094	3450	-
82	GL54	3615	3450	-
83	GL55	2265	3450	-
84	GL56	1905	3450	75
85	GL57	1905	3450	75
86	GL58	2275	2745	780
87	GL70	16000	4300	-
88	GL70a	16000	4300	-
89	GL70b	6146	4300	-
90	GL70c	7600	4300	-
91	GL70d	7600	4300	-
92	GL70e	5436	4300	-
93	GL77	3907	4300	-
94	GL77a	905	4300	-
95	GL80	3750	3410	-
96	GL81	2983	3270	50
97	GL86a	1905	3270	50
98	GL87	1905	3270	50
99	GL87	1947	3250	50
100	GL87a	1930	3250	50
101	GL92	1930	2345	780
102	GL93	1930	2985	50
103	GL94	1930	2345	780
104	GL95	1930	3270	50
105	GL96	1905	3270	50
106	GL96d	1905	3270	50
107	GL97	1930	3270	50
108	GL72	32016	7600	770
109	GL72a	15315	7600	770
110	GL72b	11453	7600	770
111	GL72d	11453	7600	770
112	GL72e	19855	7600	770
113	GL74	54036	3450	-
114	GL73	7550	3450	-
115	GL74	3275	3450	-
116	GL87	3275	3450	-
117	GL93	2998	3450	-
118	GL93	34448	3450	-
119	GL93	54036	3450	-
120	GL97	7610	3450	-
121	GL97	5110	3450	-
122	GL97	5110	3450	-
123	GL97	32700	3450	-
124	GL91	6955	3450	-
125	LL01	3005	2325	2100
126	LL02	4500	2325	2100
127	AL01	2140	2490	125
128	AL02	5037	2790	-975
129	AL03	5037	2790	-975
130	VF1	1905	730	-
131	VF2	1330	730	-
132	VF3	1330	730	-
133	VF4	3035	760	-
134	VF5	1330	730	-
135	VF6	1330	730	-
136	VF7	1330	730	-
137	VF8	2790	910	-
138	IC1	2120	2450	-
139	IC2	1905	2450	-
140	IC3	905	2120	385
141	IC4	940	2120	-
142	IC5	975	2120	-
143	IC6	1005	2120	-
144	IC7	1005	2120	-
145	IC8	920	2120	-
146	IC12	925	2120	-
147	IC13	1195	2120	-
148	IC9	1045	2120	-
149	IC14	905	2120	-
150	IC15	905	2120	-
151	IC16	905	2120	-
152	IC17	975	2120	-
153	IC18	920	2120	-

Note :-

1. BUILDING WILL BE DESIGNED (STRUCTURES) AS PER RELEVENT IS CODES FOR EARTH QUAKE RESISTANCE.
3. BUILDING IS ARTIFICIALLY (MECHANICALLY) VENTILATED & WITH 100% POWER BACKUP.

LEGEND:-

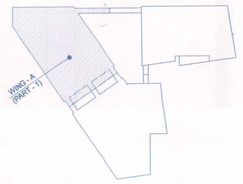

KEY PLAN

LEGEND:-

S.NO.	DESCRIPTION	LEGEND
1.	100# SOIL & VENT PIPE	①
2.	100# WASTE & VENT PIPE	②
3.	100# SOIL PIPE	③
4.	100# WASTE PIPE	④
5.	32# WASTE PIPE	⑤
6.	50# WASTE PIPE	⑥
7.	50# SOIL/WASTE PIPE	⑦
8.	100# RAIN WATER PIPE	⑧
9.	150# RAIN WATER PIPE	⑨
10.	(CWS -5) RISER	⑩
11.	(CWS -7) RISER	⑪
12.	FLOOR DRAIN	FD
13.	FLOOR TRAP	FT
14.	URINAL TRAP	UT
15.	CLEAN OUT PLUG	COP

Project:

PROPOSED BUILDING PLAN OF COMMERCIAL SITE MEASURING-1.60 ACRES,BLOCK-F (82) FALLING IN RESIDENTIAL PLOTTED COLONY MEASURING - 477.206 ACRES (LICENSE NO.113 OF 2008 DATED 01.06.2008,LICENSE NO.71 OF 2010 DATED 15.09.2010, LICENSE NO.62 OF 2011 DATED 02.07.2011,LICENSE NO. 76 OF 2011 DATED 07.09.2011 & LICENSE NO.66 OF 2014 DATED 15-07-2014) IN SECTOR-81 TO 85, GURGAON MANESAR URBAN COMPLEX BEING DEVELOPED BY VATIKA LTD. AND OTHERS

project Architects

S U A
ARCHITECTS

S U A ARCHITECTS
FLOOR 14 BUILDING TWO VATIKA BUSINESS PARK
SEC 49 GURGAON 122018 Haryana, India
t: +91 124 4313000 , f: +91 124 4313001

Associate Architects

RSMS ARCHITECTS

RSMS ARCHITECTS PVT. LTD.
69,Nora Niwas Bhawani Kunj
(Behind D2), Vasant Kunj,
New Delhi-110070.
Tel.:011-26898616,26898617
www.rsms-arch.com

Sanctioned and valid for Five Years
Subject to validity of Licence CLU
Chairman
Building Plan Committee Controlled Area
Gurgaon/Gurugram

OWNER'S SEAL & SIGNATURE

VATIKA LIMITED
Authorised Signatory

ARCHITECT'S SEAL & SIGNATURE

SUA Architects
Ashish Gupta
Gurgaon
Director
UK

MAY-2018
~~JULY-2017~~

Scale : 1:100

Drawing Title:-

1ST & 2ND FLOOR PLAN,TERRACE PLAN PART-1 (WING-A)

Drawing No:-

WA - 01

RO-SUB.

REVISED PROPOSED BUILDING PLAN OF COMMERCIAL SITE MEASURING-1.60 ACRES AT SECTOR-81 TO 85, GURGAON MANESAR URBAN COMPLEX BEING DEVELOPED BY VATIKA LTD. AND OTHERS

VATIKA TOWN SQUARE - 2