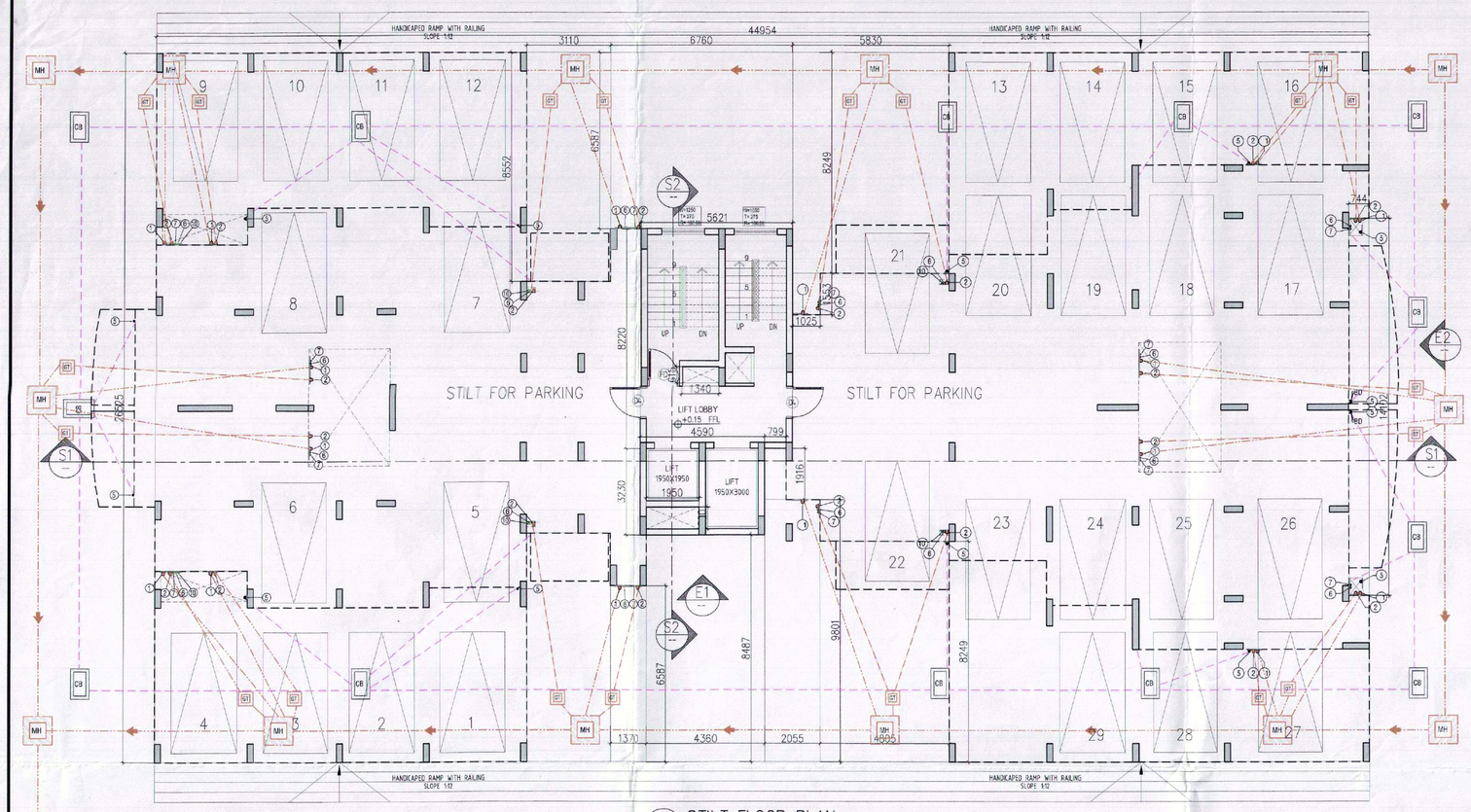

A STILT FLOOR PLAN (SCALE 1:100)

NO. OF PARKING = 29 CARS

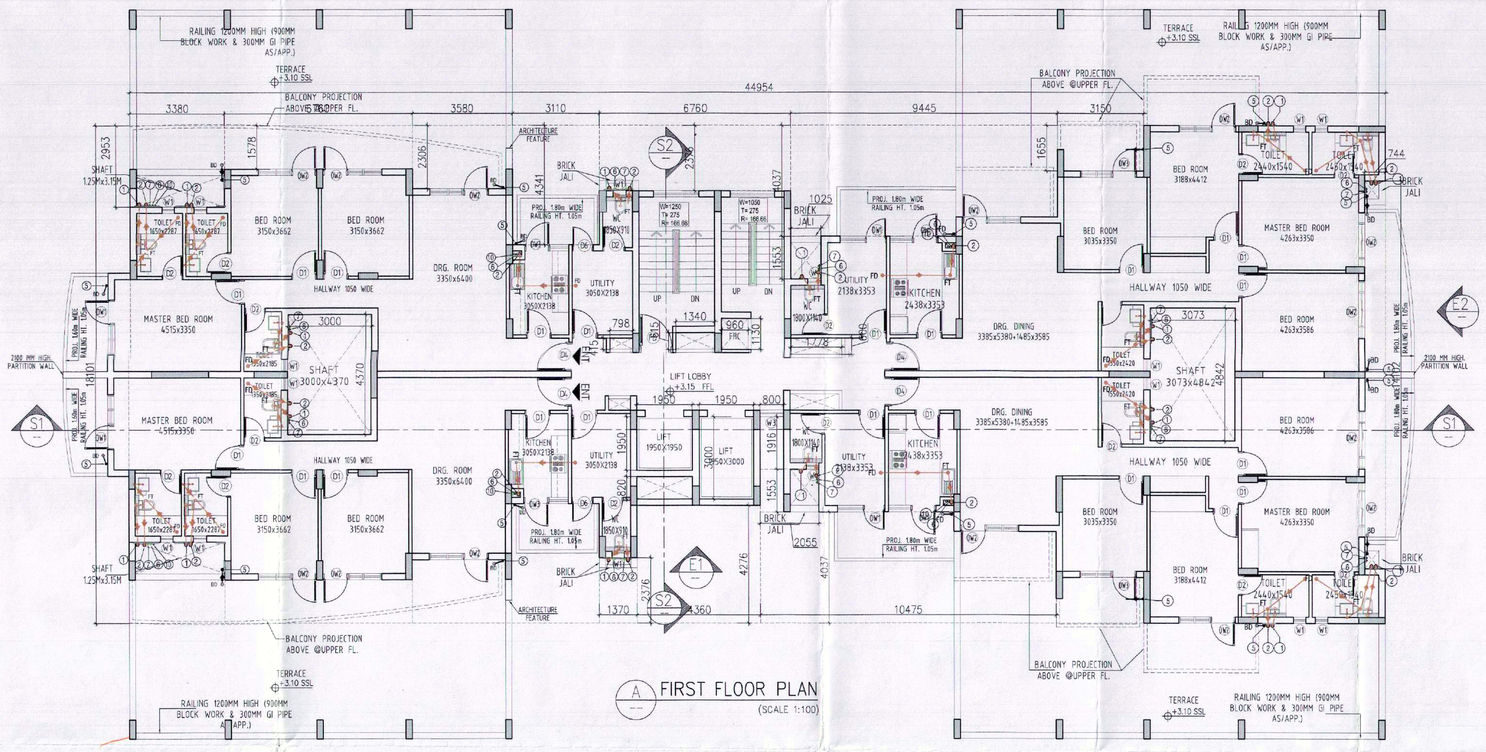

A FIRST FLOOR PLAN (SCALE 1:100)

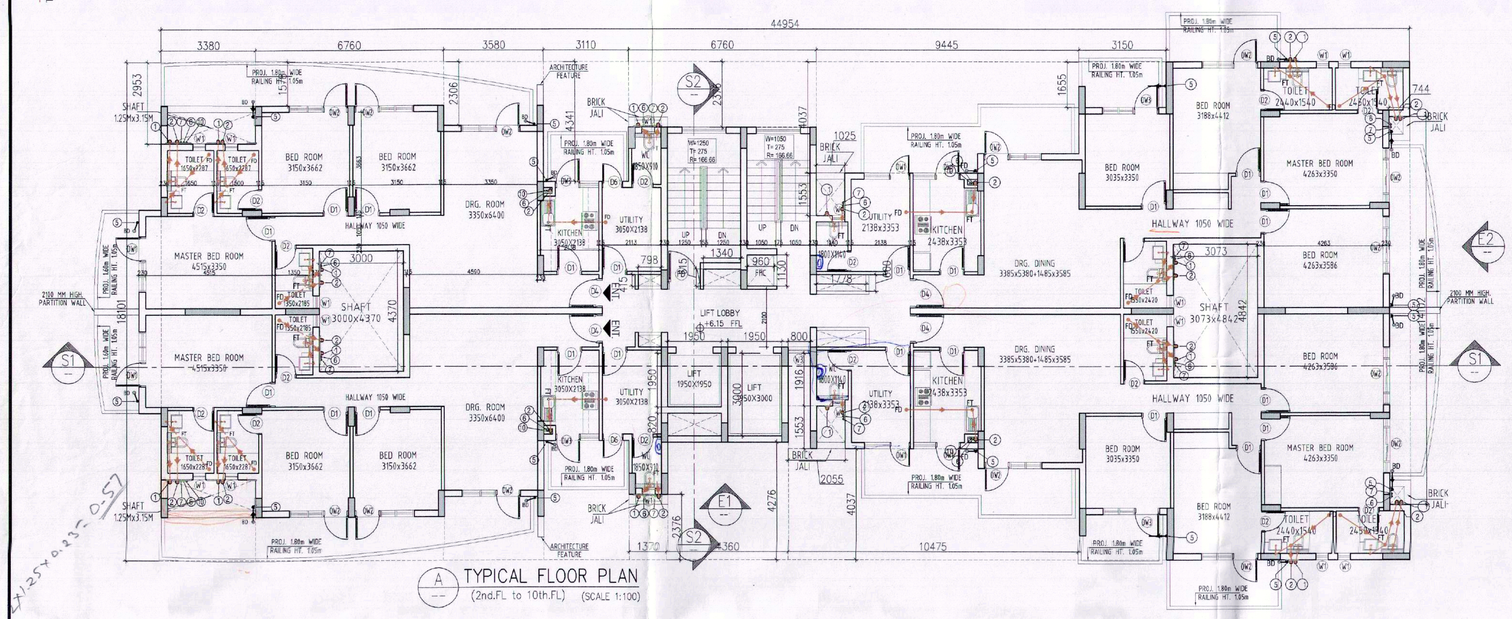

A TYPICAL FLOOR PLAN (2nd.FL. to 10th.FL) (SCALE 1:100)

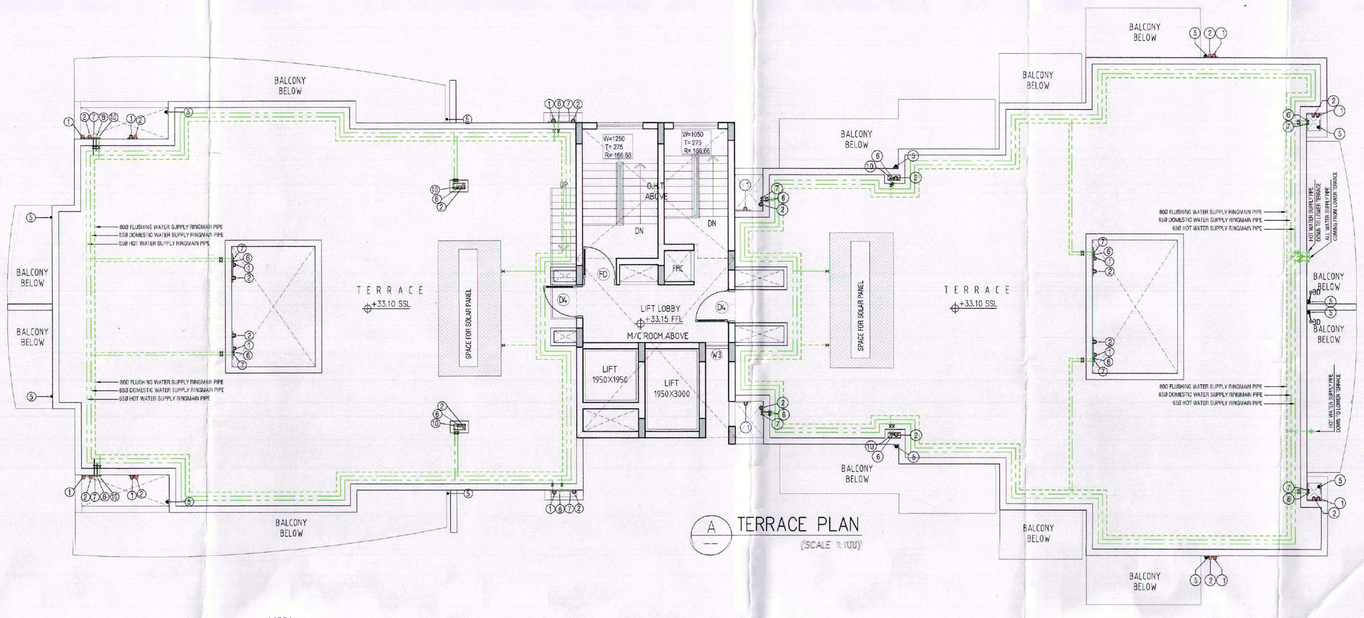

A TERRACE PLAN (SCALE 1:100)

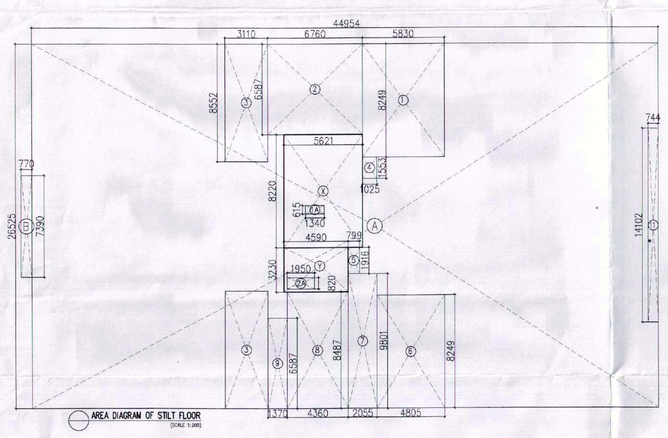

AREA DIAGRAM OF STILT FLOOR (SCALE 1:100)

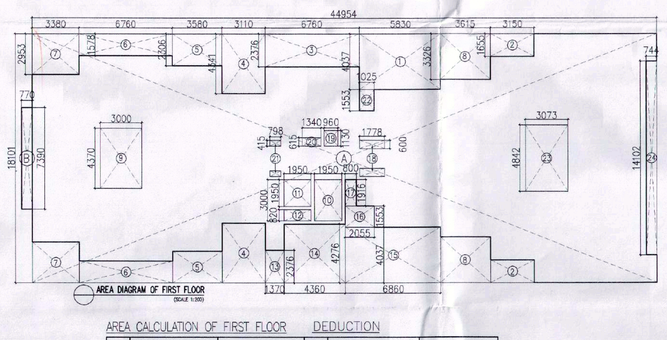

AREA DIAGRAM OF FIRST FLOOR (SCALE 1:100)

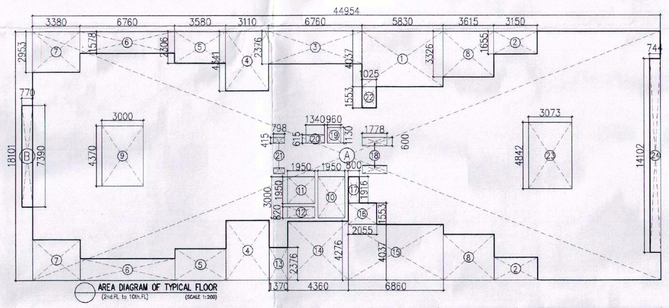

AREA DIAGRAM OF TYPICAL FLOOR (SCALE 1:100)

AREA CALCULATION OF GROUND COVERAGE DEDUCTION

S.NO		AREA (SQ.MT.)	S.NO		AREA (SQ.MT.)
A	44.954x26.525	1192.40	1	5.83x8.249	48.09
B	0.77x7.39	5.69	2	6.76x6.587	44.53
			3	3.11x8.552x2	53.19
			4	1.025x1.553	1.59
			5	0.80x1.916	1.53
			6	4.805x8.249	39.64
			7	2.055x9.801	20.14
			8	4.36x8.487	37.00
			9	1.37x6.587	9.02
			11	0.744x14.102	10.49
TOTAL AREA =1198.09 SQ.MT. TOTAL GROUND COVERAGE= 1198.09-265.22=932.87 SQ.MT.			TOTAL AREA = 265.22 SQ.MT.		

AREA CALCULATION OF STILT FLOOR F.A.R. DEDUCTION

S.NO		AREA (SQ.MT.)	S.NO		AREA (SQ.MT.)
X	5.621x8.22	46.20	1A	1.34x0.615	0.82
Y	4.59x3.23	14.83	2A	1.95x0.82	1.60
TOTAL AREA =61.03 SQ.MT.			TOTAL AREA =2.42 SQ.MT.		
STILT PARKING AREA CALCULATION GROUND GOVERAGE-STILT FAR AREA 932.87- 58.61 = 874.26 SQMT. 874.26/30 =29.14 SAY 29 CARS			TOTAL STILT F.A.R. AREA = 61.03-2.42 = 58.61 SQ.MT.		

AREA CALCULATION OF FIRST FLOOR

S.NO		AREA (SQ.MT.)
A	44.954x18.101	813.71
B	0.77x7.39	5.69
TOTAL AREA = 819.40 SQ.MT.		

DEDUCTION

S.NO		AREA (SQ.MT.)
1	5.83x4.037	23.54
2	3.15x1.655x2	10.43
3	6.76x2.376	16.06
4	3.11x4.341x2	27.00
5	3.58x2.306x2	16.51
6	6.76x1.578x2	21.33
7	3.38x2.953x2	19.96
8	3.615x3.326x2	24.05
9	3.00x4.37	13.11
10	1.95x3.00	5.85
11	1.95x1.95	3.80
12	1.95x0.82	1.60
13	1.37x2.376	3.25
14	4.36x4.276	18.64
15	6.86x4.037	27.69
16	2.055x1.553	3.19
17	0.80x1.916	1.53
18	1.778x0.60x2	2.13
19	0.96x1.13	1.08
20	1.34x0.615	0.82
21	0.798x0.415x2	0.66
22	1.025x1.553	1.59
23	3.073x4.842	14.88
24	0.744x14.102	10.49
TOTAL AREA = 269.19 SQ.MT.		
FAR AREA CALCULATION 819.40 - 269.19= 550.21 SQ.MT.		

AREA CALCULATION OF TYPICAL FLOOR

S.NO		AREA (SQ.MT.)
A	44.954x18.101	813.71
B	0.77x7.39	5.69
TOTAL AREA = 819.40 SQ.MT.		

DEDUCTION

S.NO		AREA (SQ.MT.)
1	5.83x4.037	23.54
2	3.15x1.655x2	10.43
3	6.76x2.376	16.06
4	3.11x4.341x2	27.00
5	3.58x2.306x2	16.51
6	6.76x1.578x2	21.33
7	3.38x2.953x2	19.96
8	3.615x3.326x2	24.05
9	3.00x4.37	13.11
10	1.95x3.00	5.85
11	1.95x1.95	3.80
12	1.95x0.82	1.60
13	1.37x2.376	3.25
14	4.36x4.276	18.64
15	6.86x4.037	27.69
16	2.055x1.553	3.19
17	0.80x1.916	1.53
18	1.778x0.60x2	2.13
19	0.96x1.13	1.08
20	1.34x0.615	0.82
21	0.798x0.415x2	0.66
22	1.025x1.553	1.59
23	3.073x4.842	14.88
24	0.744x14.102	10.49
TOTAL AREA = 269.19 SQ.MT.		
FAR AREA CALCULATION 819.40 - 269.19= 550.21 SQ.MT.		

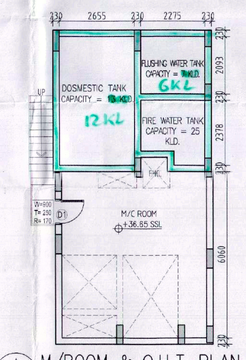

A M/ROOM & O.H.T. PLAN (SCALE 1:100)



A TOP ROOF PLAN (SCALE 1:100)

MUMTY, O.H.T. M/C ROOM AREA = 5.62x11.45x2=128.70 SQ.MT.

TOWER-9

S.T.P. (HT) Member Secretary B.P.C. | S.T.P. (G) Member B.P.C. | C.T.P. (HK) Chairman B.P.C.

(BALWANT SINGH) S.D.

SCEDULE OF DOORS AND WINDOWS

S.NO	ITEM	WIDTH	HEIGHT	CILL	LINTEL	REMARKS
1	D1	900	2100	-	2100	-
2	D2	750	2100	-	2100	-
3	FD	1100	2100	-	2100	-
4	D4	1050	2100	-	2400	-
5	DW1	2000	2400	-	2400	-
6	DW2	2112	2400	-	2400	-
7	DW3	2090	2400	-	2400	-
8	W1	600	900	1500	2400	-
9	W2	1600	1500	900	2400	-
10	W3	800	1500	900	2400	-

NOTS:-
SOLAR PANEL CAPACITY =6330 LPD
AREA REQUIRED 99 SQM

PLUMBING NOTES:-

1. WASH BASIN TO FLOOR TRAP (FT) 40 OD uPVC PIPE.
2. KITCHEN SINK TO FLOOR TRAP FLEXIBLE PIPE.
3. FLOOR DRAIN (FD) TO FLOOR TRAP (FT) 63 OD uPVC WASTE PIPE.
4. 110 OD uPVC PIPE USED FOR SOIL & WASTE.
5. 110 OD uPVC PIPE USED FOR TERRACE RAIN WATER
6. 90 OD uPVC PIPE USED FOR BALCONY.

SCHEDULE OF PIPES :-

PIPE NO.	DESCRIPTION
1	110 OD " SOIL & VENT PIPE MCIP
2	110 OD " WASTE & VENT PIPE MCIP
3	75 OD " ANTI-SYPHONIAGE PIPE MCIP
4	110 OD uPVC TERRACE RAIN WATER PIPE
5	90 OD uPVC BALCONY RAIN WATER PIPE
6	DOMESTIC WATER SUPPLY D/N TAKE PIPE
7	FLUSHING WATER SUPPLY D/N TAKE PIPE
8	DOMESTIC WATER SUPPLY RISER *
9	FLUSHING WATER SUPPLY RISER *
10	HOT WATER SUPPLY D/N TAKE PIPE FROM SOLAR PANEL
11	DOMESTIC WATER SUPPLY D/N TAKE PIPE FOR TOP 4TH FLOOR
FT	FLOOR TRAP (110x110) MM
FD	FLOOR DRAIN (110x63) MM
BD	BALCONY DRAIN (110x63) MM
BT	BATH TUB TRAP
OD	OUTER DIA OF PIPE

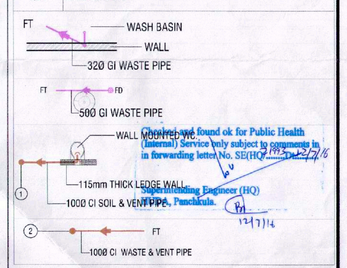

Checked and found ok for Public Health (Internal) Service only subject to comments in in forwarding letter No. SE(HQ)/PH-2-2/ 8
Superintending Engineer (HQ) HVPNL, Panchkula
12/7/14

OWNER'S SIGN.
For Shivnandan Buildtech Pvt. Ltd.
Director

ARCHITECT'S SIGN.
ARCHITECT RAJESH JAIN CA/92/13017

Project:
REVISED GROUP HOUSING COLONYMEASURING 13.32 ACRE LICENCE NO.70 OF 2011 DATED 22.07.2011 IN SECTOR-99,GURGAON MANESAR URBAN COMPLEX

Client:
M/S SHIVNANDAN BUILDTECH PVT. LTD

SCALE: AS SHOWN	
DATE : 19 MAY 2016	
DRAWN: KJ	SUBMISSION DRAWING
CHECKED: DJA	FLOOR PLANS,& AREA CALCULATION
APPROVED: RJ	
DRG. NO: 35	

ARCHITECT :
Ichinen
ARCHITECTS PRIVATE LIMITED
A-5 SARVODAYA ENCLAVE, NEW DELHI-110017
TELEFAX :+91 11 46095800, EMAIL ichinenarchitects@rediffmail.com

NOTE:
THIS DRAWING IS PROPERTY OF "ICHINEN ARCHITECTS (P) LTD." AND MAY NOT BE COPIED OR USED FOR ANY OTHER PURPOSE THANFOR WHICH IT IS ISSUED WITHOUT PERMISSION OF ITS PRINCIPLES.