

- NOTES
- (1). ALL DIMENSIONS ARE IN M.M UNLESS OTHERWISE SPECIFIED.
 - (2). INTERNAL WALL HT. OF TOILETS IS 2.1 M.
 - (3). ENTIRE BLDG. IS AIR CONDITIONING WITH 100% POWER BACKUP.
 - (4). ENTIRE BLDG. IS EQUIPPED WITH SPRINKLER SYSTEM AS PER NBC.
 - (5). ALL BASEMENT SHALL BE MECHANICALLY VENTILATED BY M.E.C. B.P.C.
 - (6). ALL TOILETS & PANTRIES SHALL BE MECHANICALLY VENTILATED.

NOTE: STRUCTURAL STABILITY CERTIFICATE
 THIS IS TO CERTIFY THAT THE STRUCTURAL DESIGN AND CONSTRUCTION OF THIS BUILDING SHALL BE CARRIED OUT AND PROVISIONS INCORPORATED IN ACCORDANCE WITH NATIONAL BUILDING CODES OF INDIA WITH RESPECT TO CONSTRUCTIONAL PRACTICES AND SAFETY NORMS FROM NATURAL HAZARDS INCLUDING EARTHQUAKES (M.S. SINGH) S.D.

The provision of solar water heating system shall be as per norms specified by HAREDA and shall be made operational in each building block before applying for an occupation certificate. The rain water harvesting system shall be provided as per Central Ground Water Authority norms/Haryana Govt. notification as applicable. The coloniser/owner shall use only Compact Fluorescent Lamps fittings for internal lighting as well as campus lighting.

AREA CALCULATION

TOTAL PLOT AREA	2.893 ACRES	OR	11707.537 SQM.
NET PLOT AREA TO BE CONSIDERED FOR AREA CALCULATION	2.5753 ACRES	=	10421.85
PERMISSIBLE GROUND COVERAGE @ 40% OF 2.5753 ACRES OR 10421.85 SQM.			4168.74
PROPOSED GROUND COVERAGE AREA OF BUILDING			2892.500
PROPOSED GROUND COVERAGE AREA OF MECH. STRUCK PARKING AT SURFACE (28.5 x 5.0 m)			1425.00
TOTAL PROPOSED GROUND COVERAGE			4317.500

PERMISSIBLE FAR @ 1/75 OF 2.5753 ACRES OR 10421.88 SQM.	(A)	18238.24
ADDITIONAL 3% FAR FOR SOLID WASTE MANAGEMENT	(B)	312.66
TOTAL PERMISSIBLE FAR	(A+B)	18550.89
PROPOSED FAR		18520.19

COVERED AREA DETAILS

FLOOR	PROPOSED COVERED AREA INCLUDED IN FAR SQM.	BUILTUP AREA SQM.
BASEMENT-1	0	3510.000
BASEMENT-2	0	3920.030
BASEMENT-3	0	3723.130
GROUND FLOOR	2892.500	2892.500
FIRST FLOOR	2424.280	2424.280
SECOND FLOOR	2401.170	2401.170
THIRD FLOOR	2468.990	2468.990
FOURTH (SERVICE) FLOOR	74.81	2029.330
FIFTH FLOOR	1173.390	1173.390
SIXTH FLOOR	1173.390	1173.390
SEVENTH FLOOR	1173.390	1173.390
EIGHTH FLOOR	1132.140	1132.140
NINTH FLOOR	1132.140	1132.140
TENTH FLOOR	1132.140	1132.140
ELEVENTH FLOOR	1079.010	1079.010
TWELFTH FLOOR	262.840	262.840
MUMTY MACHINE ROOM	0	244.68
TOTAL (P)	18520.190	31872.550

PARKING AREA CALCULATION

REQUIRED PARKING @ 1 EGS FOR 40 SQ.M OF ACHIEVED FAR = $\frac{18520.19}{40}$	31872.55
TOTAL NO. OF SURFACE PARKING @ 15% OF TOTAL PARKING	5550
TOTAL NOS. OF CAR REQUIRED AT STREET LVL =	56

BASEMENT PARKING CALCULATION

BASEMENT - 1	112 Nos.
BASEMENT - 2	116 Nos.
BASEMENT - 3	120 Nos.
TOTAL PARKING PROVIDED =	348 Nos.

TOTAL PROVIDED PARKINGS

PARKING PROVIDED AT STREET LVL	64 Nos.
PARKING PROVIDED IN BASEMENT	348 Nos.
TOTAL NO. OF CAR PARKING PROVIDED	412 Nos.

REVENUE RASTA 8.38 M. REVENUE RASTA

SURFACE PARKING DETAILS

1) TOTAL NO. OF NORMAL PARKING = 46 NOS. AT SURFACE

2) TOTAL NO. OF MECHANICAL SPACE = 18 NOS. PARKING PROVIDED AT SURFACE

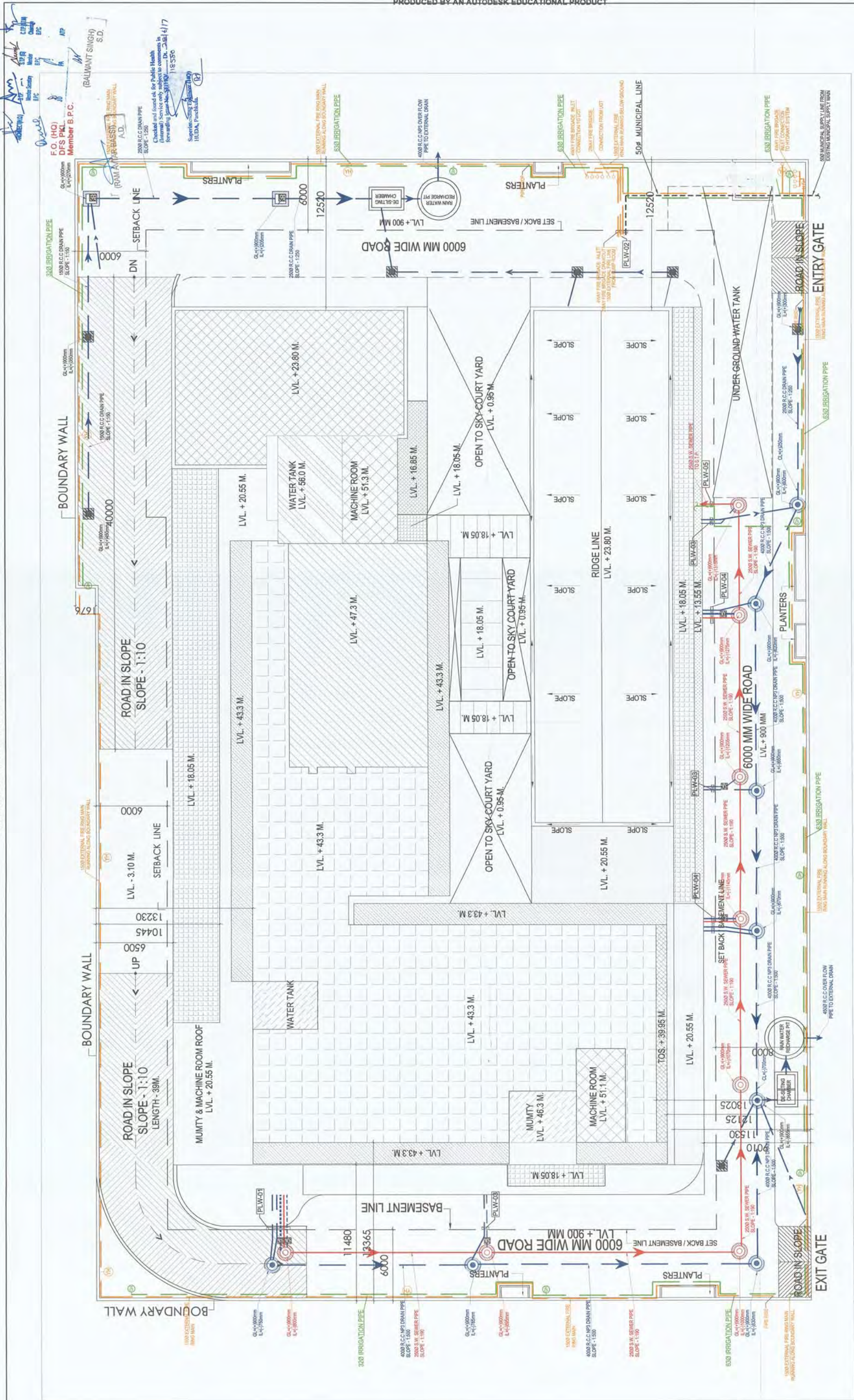
TOTAL PARKING PROVIDED = 64 NOS. AT SURFACE

REVISED BUILDING PLAN OF COMMERCIAL COLONY MEASURING 2.893 ACRES (LICENSE NO. 34 OF 2012 DATED 15-4-2012) IN SECTOR 70, GURGAON MANESAR URBAN COMPLEX BEING DEVELOPED BY SHINE BUILDCON PVT. LTD.

OWNER'S SIGN: For SHINE BUILDCON PVT. LTD. *Prof*

ARCHITECT'S SIGN: *(Signature)*

ACPL Design Ltd
 www.acpl.com
 501-9001-2008
 Architecture
 Planning
 Interior
 Engineering



F.O. (HQ)
DFS P.K.L.
Member B.P.C.

(BALWANT SINGH) S.D.

Checked and found ok. for Public Health (Internal) Service only, subject to comments forwarded by Engineer, Sector 70, Gurgaon, dated 4/17/18. S.P.

Signature: HUDA, Faridkot, Haryana

ACPL

ISO 9001:2008
Architecture
Engineering
Planning

ACPL Design Ltd
www.acpl.com

E-24 Sector, Gurgaon-122001
Tel: 0122-2442218
Fax: 0122-2442219
E: contact@acpl.com

ARCHITECT'S SIGN:
(Signature)

OWNERS SIGN:
FOR SHINE BUILDCON PVT. LTD.
(Signature)
Director/Proj. Signatory

DRAWING TITLE	
SITE PLAN SERVICES	
DRAWING NO.	105160SUB/A/01A
NORTH:	
REVISION	R0
DATE	29-05-2017
SCALE:	1:150

REVISED BUILDING PLAN OF COMMERCIAL COLONY
MEASURING 2.893 ACRES (LICENSE NO. 34 OF 2012 DATED
15-4-2012) IN SECTOR 70, GURGAON MANESAR URBAN
COMPLEX BEING DEVELOPED BY SHINE BUILDCON PVT. LTD.

SCHEDULE FOR DOOR WINDOW OPENINGS				
NO.	TYPE	WIDTH	HEIGHT	REMARKS
1	ST	1000	2000	STAINLESS STEEL
2	ST	1000	2000	STAINLESS STEEL
3	ST	1000	2000	STAINLESS STEEL
4	ST	1000	2000	STAINLESS STEEL
5	ST	1000	2000	STAINLESS STEEL
6	ST	1000	2000	STAINLESS STEEL
7	ST	1000	2000	STAINLESS STEEL
8	ST	1000	2000	STAINLESS STEEL
9	ST	1000	2000	STAINLESS STEEL
10	ST	1000	2000	STAINLESS STEEL
11	ST	1000	2000	STAINLESS STEEL
12	ST	1000	2000	STAINLESS STEEL
13	ST	1000	2000	STAINLESS STEEL
14	ST	1000	2000	STAINLESS STEEL
15	ST	1000	2000	STAINLESS STEEL
16	ST	1000	2000	STAINLESS STEEL
17	ST	1000	2000	STAINLESS STEEL
18	ST	1000	2000	STAINLESS STEEL
19	ST	1000	2000	STAINLESS STEEL
20	ST	1000	2000	STAINLESS STEEL
21	ST	1000	2000	STAINLESS STEEL
22	ST	1000	2000	STAINLESS STEEL
23	ST	1000	2000	STAINLESS STEEL
24	ST	1000	2000	STAINLESS STEEL
25	ST	1000	2000	STAINLESS STEEL
26	ST	1000	2000	STAINLESS STEEL
27	ST	1000	2000	STAINLESS STEEL
28	ST	1000	2000	STAINLESS STEEL
29	ST	1000	2000	STAINLESS STEEL
30	ST	1000	2000	STAINLESS STEEL
31	ST	1000	2000	STAINLESS STEEL
32	ST	1000	2000	STAINLESS STEEL
33	ST	1000	2000	STAINLESS STEEL
34	ST	1000	2000	STAINLESS STEEL
35	ST	1000	2000	STAINLESS STEEL
36	ST	1000	2000	STAINLESS STEEL
37	ST	1000	2000	STAINLESS STEEL
38	ST	1000	2000	STAINLESS STEEL
39	ST	1000	2000	STAINLESS STEEL
40	ST	1000	2000	STAINLESS STEEL
41	ST	1000	2000	STAINLESS STEEL
42	ST	1000	2000	STAINLESS STEEL
43	ST	1000	2000	STAINLESS STEEL
44	ST	1000	2000	STAINLESS STEEL
45	ST	1000	2000	STAINLESS STEEL
46	ST	1000	2000	STAINLESS STEEL
47	ST	1000	2000	STAINLESS STEEL
48	ST	1000	2000	STAINLESS STEEL
49	ST	1000	2000	STAINLESS STEEL
50	ST	1000	2000	STAINLESS STEEL
51	ST	1000	2000	STAINLESS STEEL
52	ST	1000	2000	STAINLESS STEEL
53	ST	1000	2000	STAINLESS STEEL
54	ST	1000	2000	STAINLESS STEEL
55	ST	1000	2000	STAINLESS STEEL
56	ST	1000	2000	STAINLESS STEEL
57	ST	1000	2000	STAINLESS STEEL
58	ST	1000	2000	STAINLESS STEEL
59	ST	1000	2000	STAINLESS STEEL
60	ST	1000	2000	STAINLESS STEEL

PLUMBING LEGEND	
1	110 (OD) IPVC SOIL VERTICAL & VENT PIPE
2	110 (OD) IPVC SOIL VERTICAL & VENT PIPE
3	110 (OD) IPVC WASTE VERTICAL & VENT PIPE
4	110 (OD) IPVC WASTE VERTICAL & VENT PIPE
5	75 (OD) IPVC ANTI-SIPHONAGE PIPE
6	COLD WATER SUPPLY PIPE FROM HYDRO-PNEUMATIC SYSTEM
7	COLD WATER SUPPLY PIPE FROM O.H. TANK
8	FLUSHING WATER SUPPLY PIPE FROM O.H. TANK
9	SOAKER HOT WATER SUPPLY PIPE FOR KITCHEN
10	TOILET EXHAUST DUCT SIZE = 200 DIA
11	KITCHEN EXHAUST DUCT SIZE = 250 DIA
12	TOILET EXHAUST DUCT SIZE = 100 DIA
13	110 (OD) IPVC RAIN WATER PIPE FROM TERRACE
14	210 (OD) IPVC RAIN WATER PIPE
15	110 (OD) IPVC RAIN WATER PIPE FROM BALCONY / TERRACE
16	DOMESTIC WATER SUPPLY RISER PIPE TO OHT
17	FLUSHING WATER SUPPLY RISER PIPE TO OHT
18	SOFT WATER SUPPLY RISER PIPE TO OHT
19	1500 (F.P.) (H.M.T) RISER PIPE
20	NEW BRASS VALVE (B.V.)
21	NEW SCHWABER BRASS PIPE
22	NEW BRASS MAKE UP PIPE
23	4" (OD) IPVC PIPE
24	4" (OD) IPVC PIPE
25	110 (OD) IPVC PIPE
26	110 (OD) IPVC PIPE
27	150X150MM CUTOFF FOR FT & WC PIPE
28	100X100MM CUTOFF FOR FT PIPE
29	50X50MM CUTOFF FOR WB PIPE

PRODUCED BY AN AUTODESK EDUCATIONAL PRODUCT

Checked and issued for Public Health (Internal) Services subject to comments in the drawing.

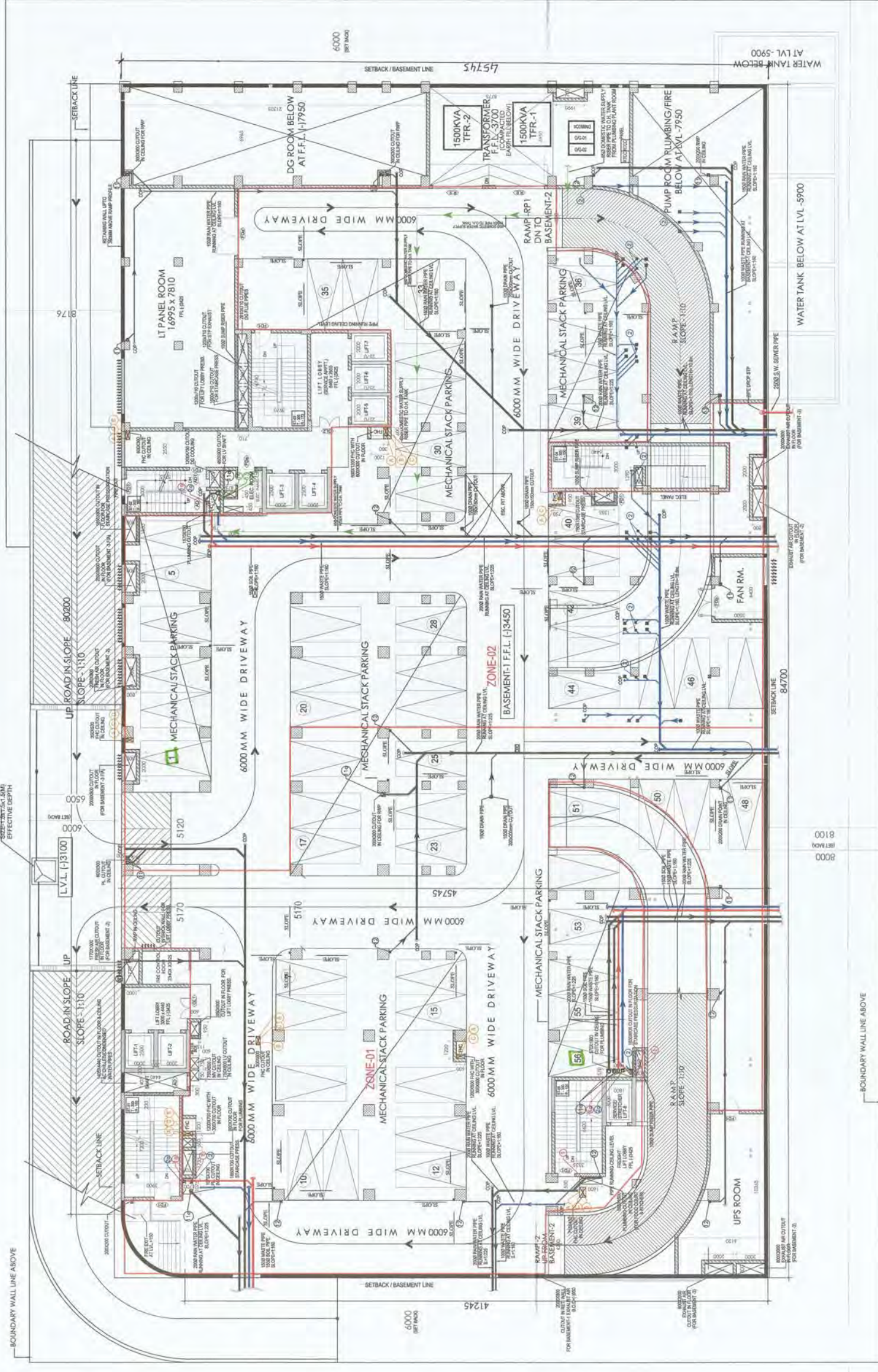
ACPL
 118330
 118330
 118330

F.O. (H.O.)
 DFS PKL
 Member B.P.C.
 (BALWANT SINGH) S.D.

ARCHITECTS SIGN:
 SHRI KANAYAK PVT. LTD.
 For SHINE BUILDCON PVT. LTD.
 Director / Sub. Signature

OWNERS SIGN:
 SHINE BUILDCON PVT. LTD.
 Director / Sub. Signature

ACPL Design Ltd
 C-24, South Extension - I, 4th Fl. Sector 16
 New Delhi 110044 India
 T: +91 11 46000000
 E: acpl@acpl.com

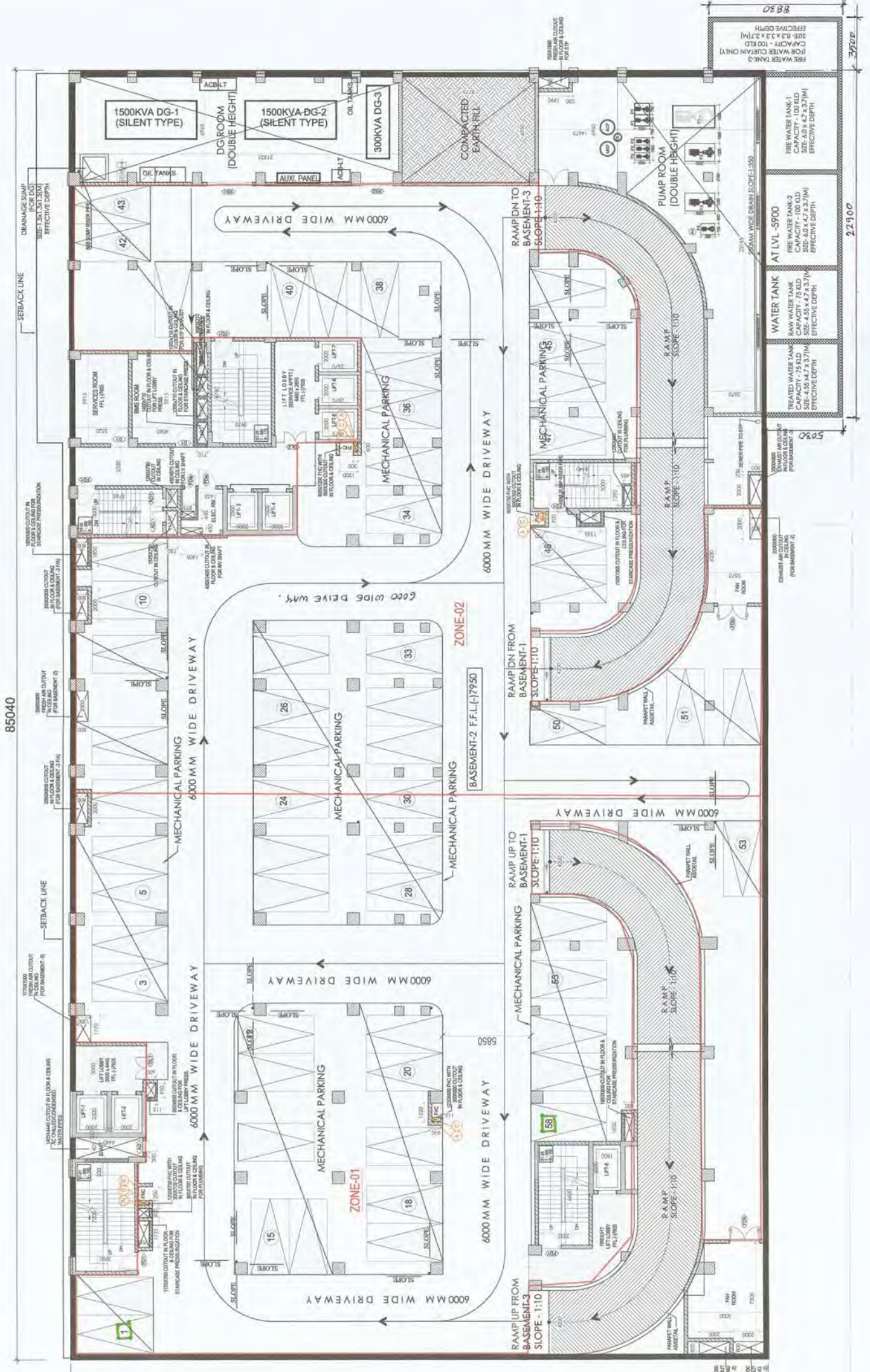


DRAWING TITLE	BASEMENT -1 FLOOR PLAN
DRAWING NO.	1051/ROSUBB/IA-01
REVISION	RO
DATE	29-05-2017
SCALE	1:150

REVISED BUILDING PLAN OF COMMERCIAL COLONY
 MEASURING 2.893 ACRES (LICENSE NO. 34 OF 2012 DATED
 15-4-2012) IN SECTOR 70, GURGAON MANESAR URBAN
 COMPLEX BEING DEVELOPED BY SHINE BUILDCON PVT. LTD.

SCHEDULE FOR DOOR WINDOW OPENINGS							
NO.	TYPE	WIDTH	HEIGHT	COLL.	LINTEL	LOCATION	REMARKS
1	UPVC	1000	2000	90	2000	APARTMENT	UPVC FRAME DOOR
2	UPVC	800	2000	90	2000	APARTMENT	UPVC FRAME DOOR
3	UPVC	1000	2000	90	2000	APARTMENT	UPVC FRAME DOOR
4	UPVC	800	2000	90	2000	APARTMENT	UPVC FRAME DOOR
5	UPVC	1000	2000	90	2000	APARTMENT	UPVC FRAME DOOR
6	UPVC	800	2000	90	2000	APARTMENT	UPVC FRAME DOOR
7	UPVC	1000	2000	90	2000	APARTMENT	UPVC FRAME DOOR
8	UPVC	800	2000	90	2000	APARTMENT	UPVC FRAME DOOR
9	UPVC	1000	2000	90	2000	APARTMENT	UPVC FRAME DOOR
10	UPVC	800	2000	90	2000	APARTMENT	UPVC FRAME DOOR
11	UPVC	1000	2000	90	2000	APARTMENT	UPVC FRAME DOOR
12	UPVC	800	2000	90	2000	APARTMENT	UPVC FRAME DOOR
13	UPVC	1000	2000	90	2000	APARTMENT	UPVC FRAME DOOR
14	UPVC	800	2000	90	2000	APARTMENT	UPVC FRAME DOOR
15	UPVC	1000	2000	90	2000	APARTMENT	UPVC FRAME DOOR
16	UPVC	800	2000	90	2000	APARTMENT	UPVC FRAME DOOR
17	UPVC	1000	2000	90	2000	APARTMENT	UPVC FRAME DOOR
18	UPVC	800	2000	90	2000	APARTMENT	UPVC FRAME DOOR
19	UPVC	1000	2000	90	2000	APARTMENT	UPVC FRAME DOOR
20	UPVC	800	2000	90	2000	APARTMENT	UPVC FRAME DOOR
21	UPVC	1000	2000	90	2000	APARTMENT	UPVC FRAME DOOR
22	UPVC	800	2000	90	2000	APARTMENT	UPVC FRAME DOOR
23	UPVC	1000	2000	90	2000	APARTMENT	UPVC FRAME DOOR
24	UPVC	800	2000	90	2000	APARTMENT	UPVC FRAME DOOR
25	UPVC	1000	2000	90	2000	APARTMENT	UPVC FRAME DOOR
26	UPVC	800	2000	90	2000	APARTMENT	UPVC FRAME DOOR
27	UPVC	1000	2000	90	2000	APARTMENT	UPVC FRAME DOOR
28	UPVC	800	2000	90	2000	APARTMENT	UPVC FRAME DOOR
29	UPVC	1000	2000	90	2000	APARTMENT	UPVC FRAME DOOR
30	UPVC	800	2000	90	2000	APARTMENT	UPVC FRAME DOOR
31	UPVC	1000	2000	90	2000	APARTMENT	UPVC FRAME DOOR
32	UPVC	800	2000	90	2000	APARTMENT	UPVC FRAME DOOR
33	UPVC	1000	2000	90	2000	APARTMENT	UPVC FRAME DOOR
34	UPVC	800	2000	90	2000	APARTMENT	UPVC FRAME DOOR
35	UPVC	1000	2000	90	2000	APARTMENT	UPVC FRAME DOOR
36	UPVC	800	2000	90	2000	APARTMENT	UPVC FRAME DOOR
37	UPVC	1000	2000	90	2000	APARTMENT	UPVC FRAME DOOR
38	UPVC	800	2000	90	2000	APARTMENT	UPVC FRAME DOOR
39	UPVC	1000	2000	90	2000	APARTMENT	UPVC FRAME DOOR
40	UPVC	800	2000	90	2000	APARTMENT	UPVC FRAME DOOR
41	UPVC	1000	2000	90	2000	APARTMENT	UPVC FRAME DOOR
42	UPVC	800	2000	90	2000	APARTMENT	UPVC FRAME DOOR
43	UPVC	1000	2000	90	2000	APARTMENT	UPVC FRAME DOOR
44	UPVC	800	2000	90	2000	APARTMENT	UPVC FRAME DOOR
45	UPVC	1000	2000	90	2000	APARTMENT	UPVC FRAME DOOR
46	UPVC	800	2000	90	2000	APARTMENT	UPVC FRAME DOOR
47	UPVC	1000	2000	90	2000	APARTMENT	UPVC FRAME DOOR
48	UPVC	800	2000	90	2000	APARTMENT	UPVC FRAME DOOR
49	UPVC	1000	2000	90	2000	APARTMENT	UPVC FRAME DOOR
50	UPVC	800	2000	90	2000	APARTMENT	UPVC FRAME DOOR
51	UPVC	1000	2000	90	2000	APARTMENT	UPVC FRAME DOOR
52	UPVC	800	2000	90	2000	APARTMENT	UPVC FRAME DOOR
53	UPVC	1000	2000	90	2000	APARTMENT	UPVC FRAME DOOR
54	UPVC	800	2000	90	2000	APARTMENT	UPVC FRAME DOOR
55	UPVC	1000	2000	90	2000	APARTMENT	UPVC FRAME DOOR
56	UPVC	800	2000	90	2000	APARTMENT	UPVC FRAME DOOR
57	UPVC	1000	2000	90	2000	APARTMENT	UPVC FRAME DOOR
58	UPVC	800	2000	90	2000	APARTMENT	UPVC FRAME DOOR
59	UPVC	1000	2000	90	2000	APARTMENT	UPVC FRAME DOOR
60	UPVC	800	2000	90	2000	APARTMENT	UPVC FRAME DOOR
61	UPVC	1000	2000	90	2000	APARTMENT	UPVC FRAME DOOR
62	UPVC	800	2000	90	2000	APARTMENT	UPVC FRAME DOOR
63	UPVC	1000	2000	90	2000	APARTMENT	UPVC FRAME DOOR
64	UPVC	800	2000	90	2000	APARTMENT	UPVC FRAME DOOR
65	UPVC	1000	2000	90	2000	APARTMENT	UPVC FRAME DOOR
66	UPVC	800	2000	90	2000	APARTMENT	UPVC FRAME DOOR
67	UPVC	1000	2000	90	2000	APARTMENT	UPVC FRAME DOOR
68	UPVC	800	2000	90	2000	APARTMENT	UPVC FRAME DOOR
69	UPVC	1000	2000	90	2000	APARTMENT	UPVC FRAME DOOR
70	UPVC	800	2000	90	2000	APARTMENT	UPVC FRAME DOOR
71	UPVC	1000	2000	90	2000	APARTMENT	UPVC FRAME DOOR
72	UPVC	800	2000	90	2000	APARTMENT	UPVC FRAME DOOR
73	UPVC	1000	2000	90	2000	APARTMENT	UPVC FRAME DOOR
74	UPVC	800	2000	90	2000	APARTMENT	UPVC FRAME DOOR
75	UPVC	1000	2000	90	2000	APARTMENT	UPVC FRAME DOOR
76	UPVC	800	2000	90	2000	APARTMENT	UPVC FRAME DOOR
77	UPVC	1000	2000	90	2000	APARTMENT	UPVC FRAME DOOR
78	UPVC	800	2000	90	2000	APARTMENT	UPVC FRAME DOOR
79	UPVC	1000	2000	90	2000	APARTMENT	UPVC FRAME DOOR
80	UPVC	800	2000	90	2000	APARTMENT	UPVC FRAME DOOR

PLUMBING LEGEND	
1	110 (OD) UPVC SOIL VERTICAL & VENT PIPE
1a	180 (OD) UPVC SOIL VERTICAL & VENT PIPE
2	110 (OD) UPVC WASTE VERTICAL & VENT PIPE
2a	180 (OD) UPVC WASTE VERTICAL & VENT PIPE
3	75 (OD) UPVC ANTI SYPHONAGE PIPE
4	COLD WATER SUPPLY PIPE FROM HYDRO-PNEUMATIC SYSTEM
5	COLD WATER SUPPLY PIPE FROM O.H. TANK
6	FUSHING WATER SUPPLY PIPE FROM O.H. TANK
7	SOLAR HOT WATER SUPPLY PIPE FOR KITCHEN
8	TOILET EXHAUST DUCT SIZE = 200 DA
9	KITCHEN EXHAUST DUCT SIZE = 250 DA
10	TOILET EXHAUST DUCT SIZE = 150 DA
11	180 (OD) UPVC RAIN WATER PIPE FROM TERRACE
11a	210 (OD) UPVC RAIN WATER PIPE
12	110 (OD) UPVC RAIN WATER PIPE FROM BALCONY/TERRACE
13	DOMESTIC WATER SUPPLY RISER PIPE TO OHT
14	FUSHING WATER SUPPLY RISER PIPE TO OHT
15	SOFT WATER SUPPLY RISER PIPE TO OHT
A	150mm FIRE INSULATED STEEL PIPE
B	150mm SPRAWLER RISER PIPE
C	100 SPRAWLER DRAIN PIPE
D	100 SPRAWLER RAIN PIPE
E	FT
F	FD
G	WB TO FT
H	FD TO FT
I	WK TO VSTACK
J	WK TO VSTACK
K	150x150MM CUTOUT FOR FT & WG PIPE
L	100x100MM CUTOUT FOR FD PIPE
M	80x80MM CUTOUT FOR WB PIPE



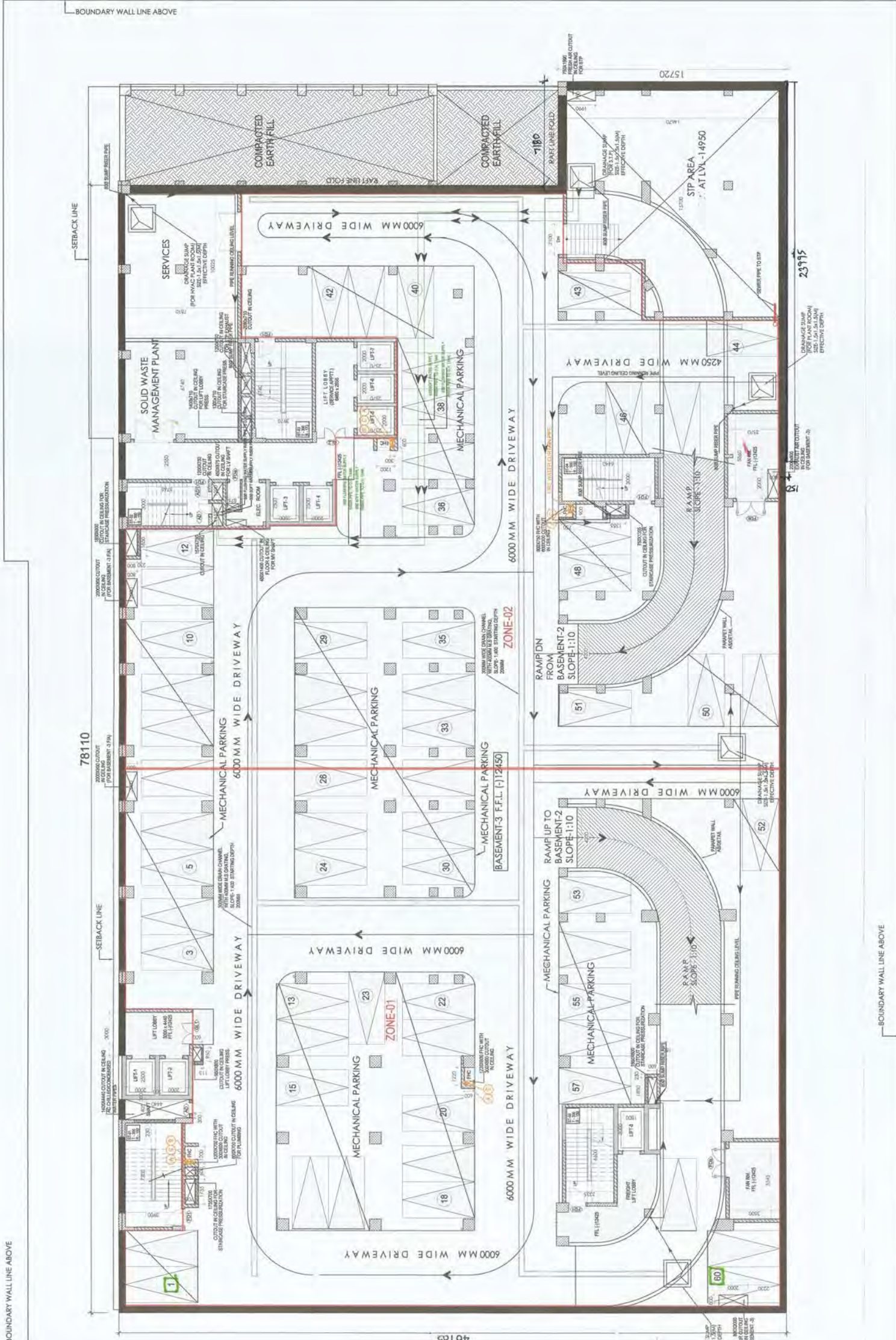
ACPL (PVT) LTD. ISO 9001:2008
 Architecture & Interiors
 (Internal) Service only subject to the terms of the contract
 (External) Service subject to the terms of the contract (11/04/17)
 Accredited by ISO 9001:2008 (1552e)
 F.O. (HQ) Member B.P.C. (BALWANT SINGH) S.D.
 D.F.S. P&L
 ACPL Design Studio, Panchsheel
 New Convent Road, Sector 15, Gurgaon
 Haryana, India. P: 0122-9911345

ARCHITECT'S SIGN: [Signature]
 OWNERS SIGN: [Signature]
 For SHINE BUILDCON PVT. LTD.
 Panchsheel
 Gurgaon, Haryana, India

DRAWING TITLE	BASEMENT -2 FLOOR PLAN
DRAWING NO.	105/1605/1602/02
REVISION	RO
SCALE	1:150
DATE	29-05-2017

REVISED BUILDING PLAN OF COMMERCIAL COLONY
 MEASURING 2.893 ACRES (LICENSE NO. 34 OF 2012 DATED
 15-4-2012) IN SECTOR 70, GURGAON MANESAR URBAN
 COMPLEX BEING DEVELOPED BY SHINE BUILDCON PVT. LTD.

NO.	SCHEDULE FOR DOOR WINDOW OPENINGS				REMARKS
	TYPE	WIDTH	HEIGHT	LOCATION	
1	1000	2400	00	STAIRCASE	24" FIRE RATED DOOR
2	1000	2400	00	STAIRCASE	24" FIRE RATED DOOR
3	1000	2400	00	STAIRCASE	24" FIRE RATED DOOR
4	1000	2400	00	STAIRCASE	24" FIRE RATED DOOR
5	1000	2400	00	STAIRCASE	24" FIRE RATED DOOR
6	1000	2400	00	STAIRCASE	24" FIRE RATED DOOR
7	1000	2400	00	STAIRCASE	24" FIRE RATED DOOR
8	1000	2400	00	STAIRCASE	24" FIRE RATED DOOR
9	1000	2400	00	STAIRCASE	24" FIRE RATED DOOR
10	1000	2400	00	STAIRCASE	24" FIRE RATED DOOR
11	1000	2400	00	STAIRCASE	24" FIRE RATED DOOR
12	1000	2400	00	STAIRCASE	24" FIRE RATED DOOR
13	1000	2400	00	STAIRCASE	24" FIRE RATED DOOR
14	1000	2400	00	STAIRCASE	24" FIRE RATED DOOR
15	1000	2400	00	STAIRCASE	24" FIRE RATED DOOR
16	1000	2400	00	STAIRCASE	24" FIRE RATED DOOR
17	1000	2400	00	STAIRCASE	24" FIRE RATED DOOR
18	1000	2400	00	STAIRCASE	24" FIRE RATED DOOR
19	1000	2400	00	STAIRCASE	24" FIRE RATED DOOR
20	1000	2400	00	STAIRCASE	24" FIRE RATED DOOR
21	1000	2400	00	STAIRCASE	24" FIRE RATED DOOR
22	1000	2400	00	STAIRCASE	24" FIRE RATED DOOR
23	1000	2400	00	STAIRCASE	24" FIRE RATED DOOR
24	1000	2400	00	STAIRCASE	24" FIRE RATED DOOR
25	1000	2400	00	STAIRCASE	24" FIRE RATED DOOR
26	1000	2400	00	STAIRCASE	24" FIRE RATED DOOR
27	1000	2400	00	STAIRCASE	24" FIRE RATED DOOR
28	1000	2400	00	STAIRCASE	24" FIRE RATED DOOR
29	1000	2400	00	STAIRCASE	24" FIRE RATED DOOR
30	1000	2400	00	STAIRCASE	24" FIRE RATED DOOR
31	1000	2400	00	STAIRCASE	24" FIRE RATED DOOR
32	1000	2400	00	STAIRCASE	24" FIRE RATED DOOR
33	1000	2400	00	STAIRCASE	24" FIRE RATED DOOR
34	1000	2400	00	STAIRCASE	24" FIRE RATED DOOR
35	1000	2400	00	STAIRCASE	24" FIRE RATED DOOR
36	1000	2400	00	STAIRCASE	24" FIRE RATED DOOR
37	1000	2400	00	STAIRCASE	24" FIRE RATED DOOR
38	1000	2400	00	STAIRCASE	24" FIRE RATED DOOR
39	1000	2400	00	STAIRCASE	24" FIRE RATED DOOR
40	1000	2400	00	STAIRCASE	24" FIRE RATED DOOR
41	1000	2400	00	STAIRCASE	24" FIRE RATED DOOR
42	1000	2400	00	STAIRCASE	24" FIRE RATED DOOR
43	1000	2400	00	STAIRCASE	24" FIRE RATED DOOR
44	1000	2400	00	STAIRCASE	24" FIRE RATED DOOR
45	1000	2400	00	STAIRCASE	24" FIRE RATED DOOR
46	1000	2400	00	STAIRCASE	24" FIRE RATED DOOR
47	1000	2400	00	STAIRCASE	24" FIRE RATED DOOR
48	1000	2400	00	STAIRCASE	24" FIRE RATED DOOR
49	1000	2400	00	STAIRCASE	24" FIRE RATED DOOR
50	1000	2400	00	STAIRCASE	24" FIRE RATED DOOR
51	1000	2400	00	STAIRCASE	24" FIRE RATED DOOR
52	1000	2400	00	STAIRCASE	24" FIRE RATED DOOR
53	1000	2400	00	STAIRCASE	24" FIRE RATED DOOR
54	1000	2400	00	STAIRCASE	24" FIRE RATED DOOR
55	1000	2400	00	STAIRCASE	24" FIRE RATED DOOR
56	1000	2400	00	STAIRCASE	24" FIRE RATED DOOR
57	1000	2400	00	STAIRCASE	24" FIRE RATED DOOR
58	1000	2400	00	STAIRCASE	24" FIRE RATED DOOR
59	1000	2400	00	STAIRCASE	24" FIRE RATED DOOR
60	1000	2400	00	STAIRCASE	24" FIRE RATED DOOR
61	1000	2400	00	STAIRCASE	24" FIRE RATED DOOR
62	1000	2400	00	STAIRCASE	24" FIRE RATED DOOR
63	1000	2400	00	STAIRCASE	24" FIRE RATED DOOR
64	1000	2400	00	STAIRCASE	24" FIRE RATED DOOR
65	1000	2400	00	STAIRCASE	24" FIRE RATED DOOR
66	1000	2400	00	STAIRCASE	24" FIRE RATED DOOR
67	1000	2400	00	STAIRCASE	24" FIRE RATED DOOR
68	1000	2400	00	STAIRCASE	24" FIRE RATED DOOR
69	1000	2400	00	STAIRCASE	24" FIRE RATED DOOR
70	1000	2400	00	STAIRCASE	24" FIRE RATED DOOR
71	1000	2400	00	STAIRCASE	24" FIRE RATED DOOR
72	1000	2400	00	STAIRCASE	24" FIRE RATED DOOR
73	1000	2400	00	STAIRCASE	24" FIRE RATED DOOR
74	1000	2400	00	STAIRCASE	24" FIRE RATED DOOR
75	1000	2400	00	STAIRCASE	24" FIRE RATED DOOR
76	1000	2400	00	STAIRCASE	24" FIRE RATED DOOR
77	1000	2400	00	STAIRCASE	24" FIRE RATED DOOR
78	1000	2400	00	STAIRCASE	24" FIRE RATED DOOR
79	1000	2400	00	STAIRCASE	24" FIRE RATED DOOR
80	1000	2400	00	STAIRCASE	24" FIRE RATED DOOR



BOUNDARY WALL LINE ABOVE

PRODUCED BY AN AUTODESK EDUCATIONAL PRODUCT

NO.	DESCRIPTION	QUANTITY
1	118 (00) UPVC SOIL VERTICAL & VENT PIPE	
2	118 (00) UPVC SOIL VERTICAL & VENT PIPE	
3	118 (00) UPVC WASTE VERTICAL & VENT PIPE	
4	118 (00) UPVC WASTE VERTICAL & VENT PIPE	
5	75 (00) UPVC ANTI SPONGE PIPE	
6	COLD WATER SUPPLY PIPE FROM HYDRO-PNEUMATIC SYSTEM	
7	COLD WATER SUPPLY PIPE FROM O.H. TANK	
8	FLUSHING WATER SUPPLY PIPE FROM O.H. TANK	
9	SOLAR HOT WATER SUPPLY PIPE FOR KITCHEN	
10	TOILET EXHAUST DUCT SIZE - 200 DA	
11	KITCHEN EXHAUST DUCT SIZE - 180 DA	
12	TOILET EXHAUST DUCT SIZE - 180 DA	
13	110 (00) UPVC RAIN WATER PIPE FROM TERRACE	
14	210 (00) UPVC RAIN WATER PIPE	
15	110 (00) UPVC RAIN WATER PIPE FROM BALCONY/TERRACE	
16	DOMESTIC WATER SUPPLY RISER PIPE TO OHT	
17	FLUSHING WATER SUPPLY RISER PIPE TO OHT	
18	SOFT WATER SUPPLY RISER PIPE TO OHT	
19	118 (00) UPVC SOIL VERTICAL & VENT PIPE	
20	118 (00) UPVC SOIL VERTICAL & VENT PIPE	
21	118 (00) UPVC SOIL VERTICAL & VENT PIPE	
22	118 (00) UPVC SOIL VERTICAL & VENT PIPE	
23	118 (00) UPVC SOIL VERTICAL & VENT PIPE	
24	118 (00) UPVC SOIL VERTICAL & VENT PIPE	
25	118 (00) UPVC SOIL VERTICAL & VENT PIPE	
26	118 (00) UPVC SOIL VERTICAL & VENT PIPE	
27	118 (00) UPVC SOIL VERTICAL & VENT PIPE	
28	118 (00) UPVC SOIL VERTICAL & VENT PIPE	
29	118 (00) UPVC SOIL VERTICAL & VENT PIPE	
30	118 (00) UPVC SOIL VERTICAL & VENT PIPE	
31	118 (00) UPVC SOIL VERTICAL & VENT PIPE	
32	118 (00) UPVC SOIL VERTICAL & VENT PIPE	
33	118 (00) UPVC SOIL VERTICAL & VENT PIPE	
34	118 (00) UPVC SOIL VERTICAL & VENT PIPE	
35	118 (00) UPVC SOIL VERTICAL & VENT PIPE	
36	118 (00) UPVC SOIL VERTICAL & VENT PIPE	
37	118 (00) UPVC SOIL VERTICAL & VENT PIPE	
38	118 (00) UPVC SOIL VERTICAL & VENT PIPE	
39	118 (00) UPVC SOIL VERTICAL & VENT PIPE	
40	118 (00) UPVC SOIL VERTICAL & VENT PIPE	
41	118 (00) UPVC SOIL VERTICAL & VENT PIPE	
42	118 (00) UPVC SOIL VERTICAL & VENT PIPE	
43	118 (00) UPVC SOIL VERTICAL & VENT PIPE	
44	118 (00) UPVC SOIL VERTICAL & VENT PIPE	
45	118 (00) UPVC SOIL VERTICAL & VENT PIPE	
46	118 (00) UPVC SOIL VERTICAL & VENT PIPE	
47	118 (00) UPVC SOIL VERTICAL & VENT PIPE	
48	118 (00) UPVC SOIL VERTICAL & VENT PIPE	
49	118 (00) UPVC SOIL VERTICAL & VENT PIPE	
50	118 (00) UPVC SOIL VERTICAL & VENT PIPE	
51	118 (00) UPVC SOIL VERTICAL & VENT PIPE	
52	118 (00) UPVC SOIL VERTICAL & VENT PIPE	
53	118 (00) UPVC SOIL VERTICAL & VENT PIPE	
54	118 (00) UPVC SOIL VERTICAL & VENT PIPE	
55	118 (00) UPVC SOIL VERTICAL & VENT PIPE	
56	118 (00) UPVC SOIL VERTICAL & VENT PIPE	
57	118 (00) UPVC SOIL VERTICAL & VENT PIPE	
58	118 (00) UPVC SOIL VERTICAL & VENT PIPE	
59	118 (00) UPVC SOIL VERTICAL & VENT PIPE	
60	118 (00) UPVC SOIL VERTICAL & VENT PIPE	

BOUNDARY WALL LINE ABOVE

REVISED BUILDING PLAN OF COMMERCIAL COLONY
 MEASURING 2.893 ACRES (LICENSE NO. 34 OF 2012 DATED
 15-4-2012) IN SECTOR 70, GURGAON MANESAR URBAN
 COMPLEX BEING DEVELOPED BY SHINE BUILDCON PVT. LTD.

DRAWING TITLE BASEMENT -3 FLOOR PLAN	REVISION R0
DRAWING NO. 105160SUBB3A-03	DATE 29-05-2017
NORTH	SCALE 1:150

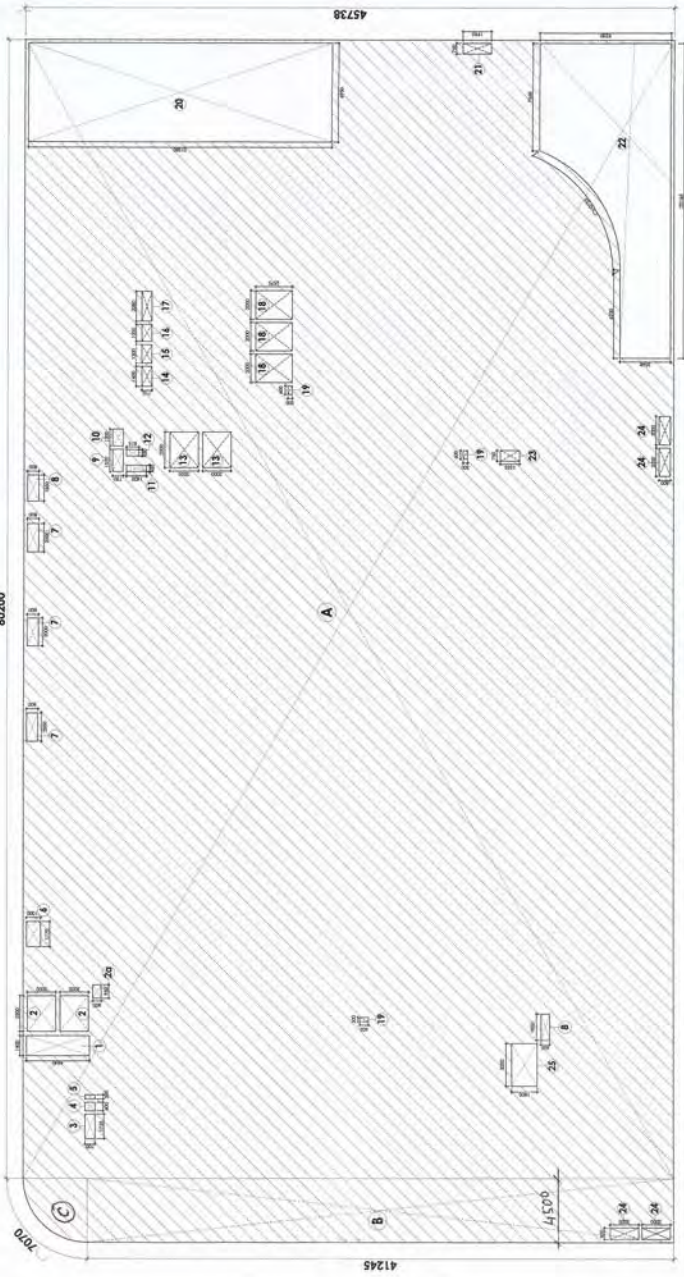
OWNERS SIGN:
 For SHINE BUILDCON PVT. LTD.
 Director/Person Signatory

ARCHITECT'S SIGN:
 RAJATAR BASSO

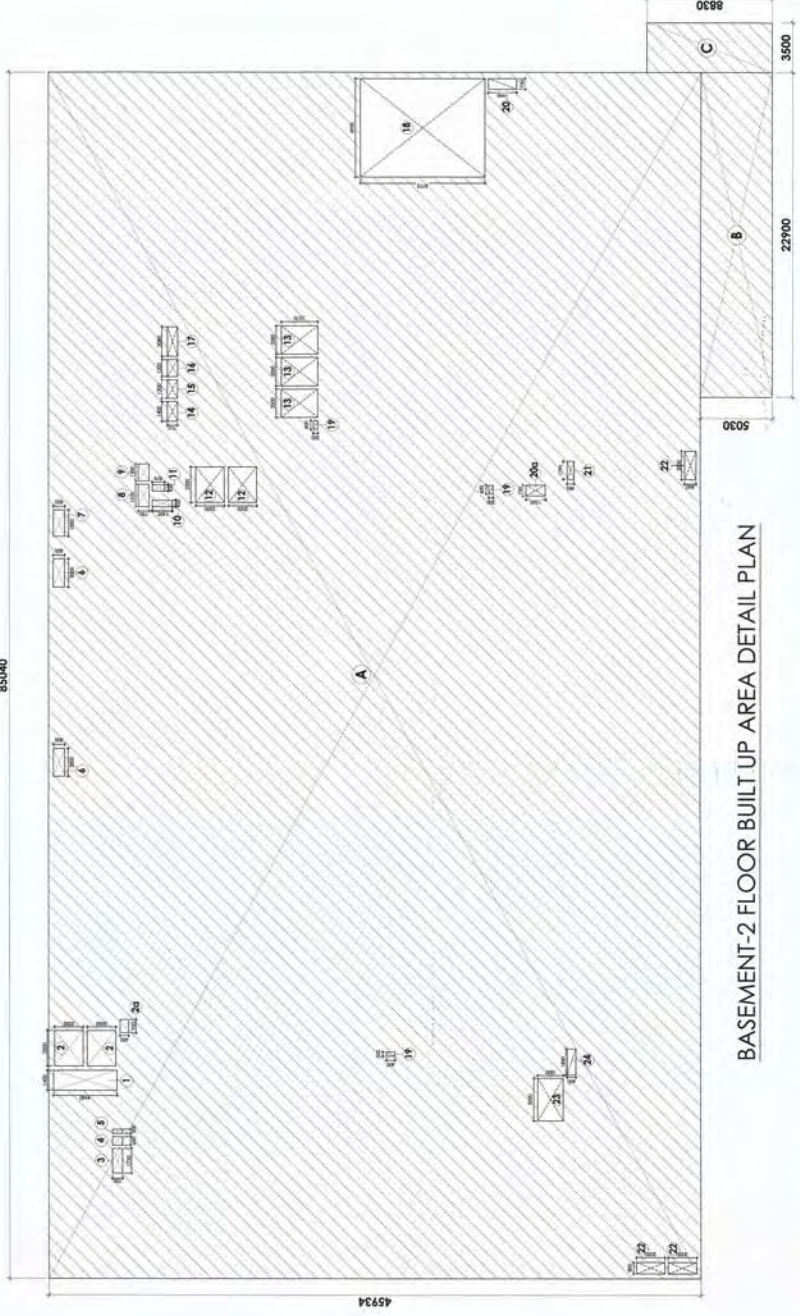
Checked and Approved by the Public Health
 Engineer
 118586
 ACPLI
 Architectural
 Supervisors
 HUDA, Haryana

Member in P.C.
 Member in P.C.


ACPL Design Ltd
 G-24, South Extension-1, 110 048
 New Delhi 110048 India



BASEMENT-1 FLOOR BUILT UP AREA DETAIL PLAN



BASEMENT-2 FLOOR BUILT UP AREA DETAIL PLAN



BASEMENT-3 FLOOR BUILT UP AREA DETAIL PLAN

BASEMENT-1 AREA CHART			
S.No.	LENGTH (M)	BREADTH (M)	AREA (SQM)
A	80.2	45.745	3668.75
B	4.5	41.245	185.60
C	AS/PLINE	14.30	14.30
TOTAL COVERED AREA OF BASEMENT (A)			3868.65
DEDUCTIONS			
S.No.	LENGTH (M)	BREADTH (M)	AREA (SQM)
1	1.4	4.44	6.22
2	2.5	2.00	5.00
2a	0.95	0.60	0.57
3	1.74	0.70	1.21
4	0.6	0.70	0.42
5	0.3	0.7	0.21
6	1.77	1	1.77
7	2	0.8	1.60
8	1.85	0.6	1.11
9	1.57	0.75	1.18
10	0.45	1.2	0.54
11	0.45	1.2	0.54
12	0.45	0.95	0.43
13	2.50	2.00	5.00
14	1.40	0.71	0.99
15	1.30	0.71	0.92
16	1.20	0.71	0.85
17	2.08	0.71	1.48
18	2	2.57	5.14
19	0.6	0.30	0.18
20	6.95	21.38	148.59
21	0.75	1.99	1.49
22	AS/PLINE	1.35	1.01
23	0.75	1.48	1.11
24	2.00	0.80	1.60
25	3.00	1.80	5.40
TOTAL (B)			3510.00
BASEMENT-1 BUILT UP AREA			3510.00
PROPOSED BASEMENT-1 BUILT UP AREA			3510.00
(BASEMENT COVD. AREA - DEDUCTIONS) - (A)-(B)			3510.00

BASEMENT-2 AREA CHART			
S.No.	LENGTH (M)	BREADTH (M)	AREA (SQM)
A	85.04	45.93	3905.89
B	22.9	5.03	115.19
C	3.5	18.83	30.91
TOTAL COVERED AREA OF BASEMENT (A)			4051.98
DEDUCTIONS			
S.No.	LENGTH (M)	BREADTH (M)	AREA (SQM)
1	1.4	4.4	6.16
2	2.5	2.00	5.00
2a	0.95	0.60	0.57
3	1.74	0.70	1.21
4	0.6	0.70	0.42
5	0.3	0.7	0.21
6	2.00	0.8	1.60
7	1.85	0.8	1.48
8	1.57	0.75	1.18
9	1.20	0.75	0.90
10	0.45	1.4	0.63
11	0.45	0.87	0.39
12	2.5	2	5.00
13	2.00	2.57	5.14
14	1.40	0.71	0.99
15	1.30	0.71	0.92
16	1.20	0.71	0.85
17	2.08	0.71	1.48
18	6.95	8.77	60.95
19	0.30	0.60	0.18
20	0.75	1.99	1.49
20a	0.75	1.35	1.01
21	1.29	0.69	0.63
22	2.00	0.80	1.60
23	3.00	1.80	5.40
24	1.85	0.60	1.11
TOTAL (B)			131.95
BASEMENT-2 BUILT UP AREA			3920.03
PROPOSED BASEMENT-2 BUILT UP AREA			3920.03
(BASEMENT COVD. AREA - DEDUCTIONS) =			3920.03

BASEMENT-3 AREA CHART			
S.No.	LENGTH (M)	BREADTH (M)	AREA (SQM)
A	78.1	46.18	3606.66
B	7.18	15.72	112.87
C	0.15	23.99	3.60
TOTAL COVERED AREA OF BASEMENT (A)			3723.13
DEDUCTIONS			
S.No.	LENGTH (M)	BREADTH (M)	AREA (SQM)
0	0	0	0.00
BASEMENT-2 BUILT UP AREA			3723.13
PROPOSED BASEMENT-2 BUILT UP AREA			3723.13
(BASEMENT COVD. AREA - DEDUCTIONS) =			3723.13

DRAWING TITLE
**BASEMENT-1,2&3
 BUILT UP AREA DETAIL PLAN**
 DRAWING NO.
 105/600/SUB-B-01B
 NORTH-
 SCALE-
 1:250

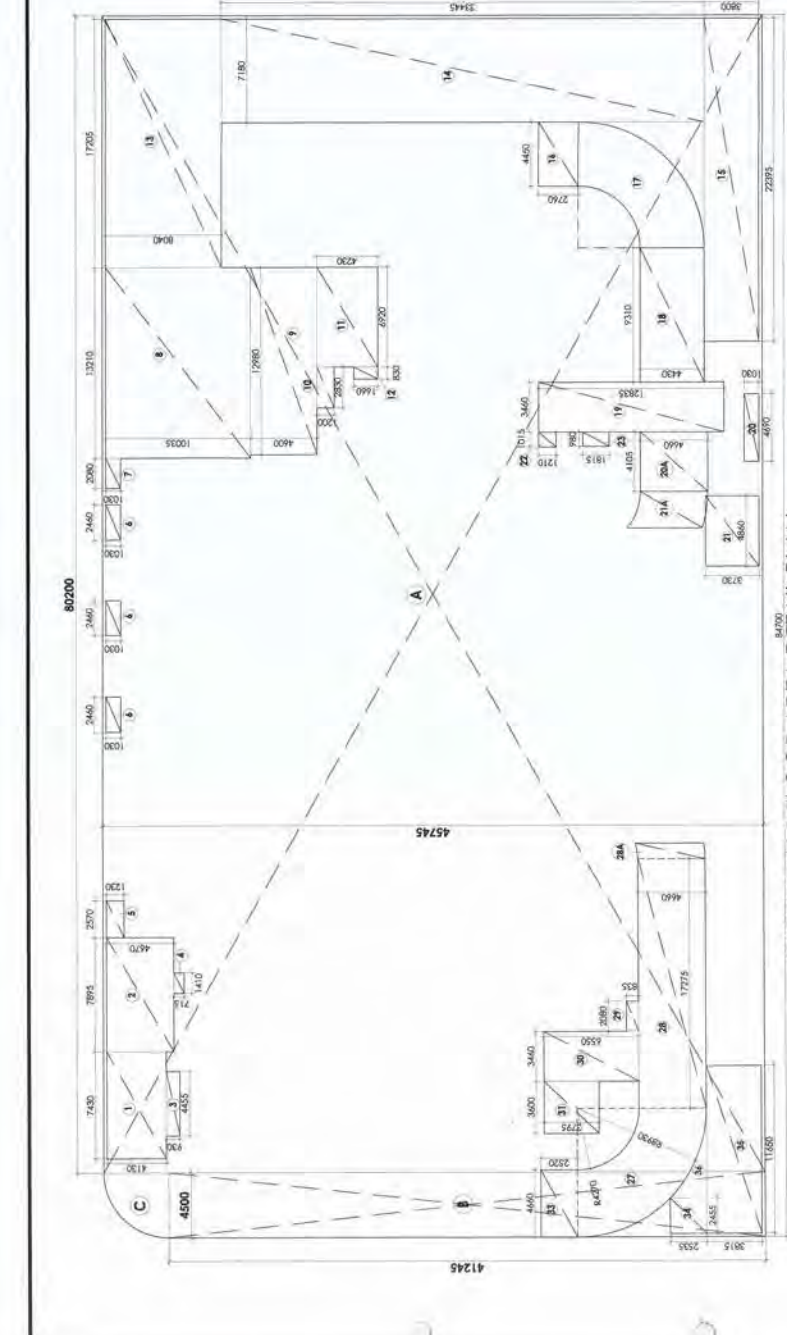
OWNER'S SIGN-
 ARCHITECT'S SIGN-
 REVISED BUILDING PLAN OF COMMERCIAL COLONY
 MEASURING 2.893 ACRES (LICENSE NO. 34 OF 2012 DATED
 15-4-2012) IN SECTOR 70, GURGAON MANESAR URBAN
 COMPLEX BEING DEVELOPED BY SHINE BUILDCON PVT. LTD.
 DATE
 28-05-2017

REVISION
 DATE
 28-05-2017

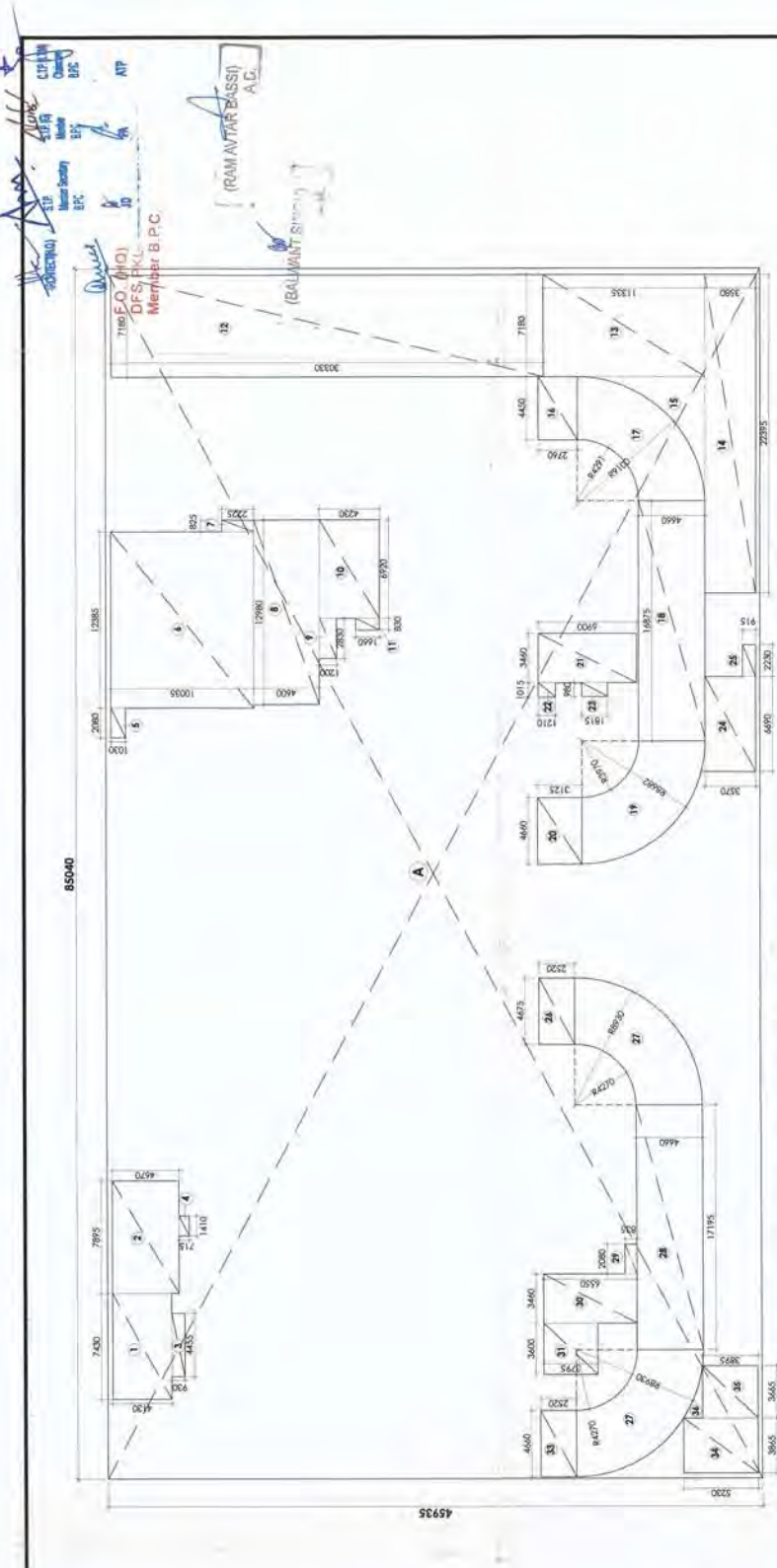
For SHINE BUILDCON PVT. LTD.
 REGISTERED ARCHITECT
 CA/8770661

ARCHITECTS SIGN-
 F.O. (HQ)
 DFS P&L
 Member B.P.C.

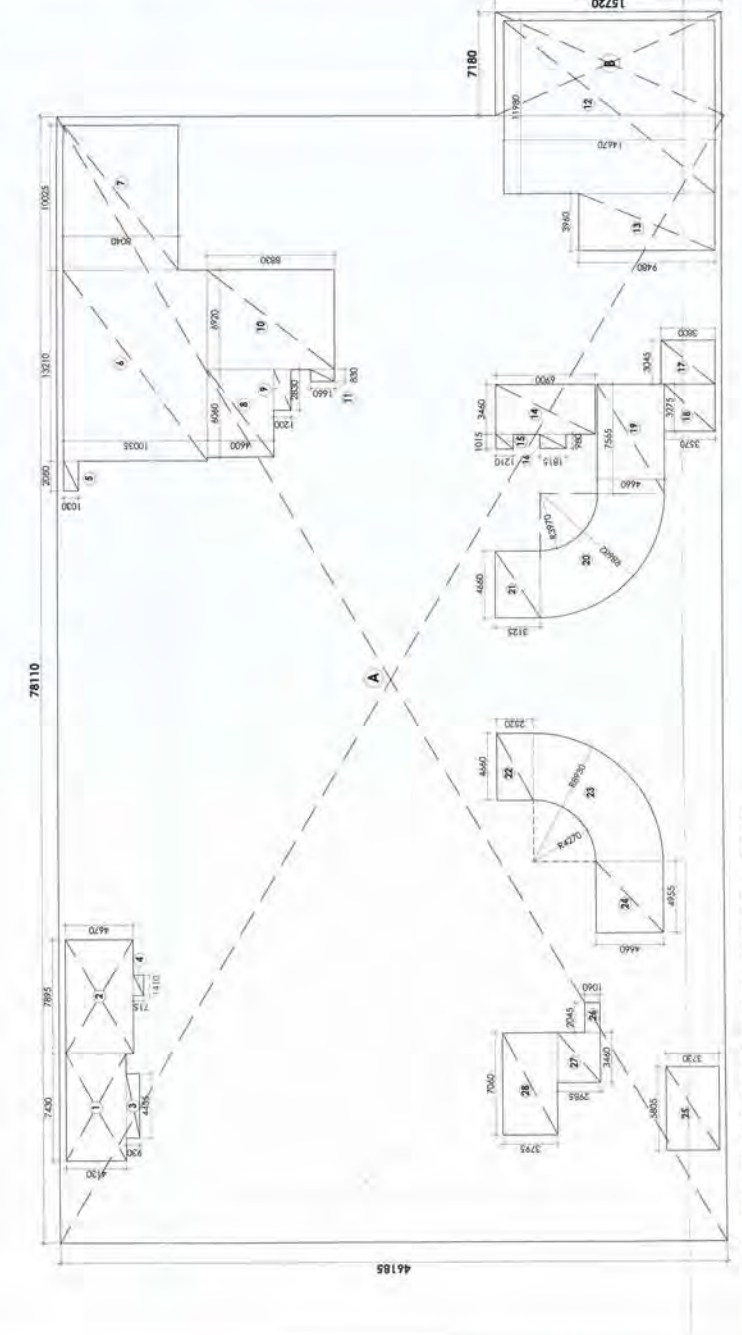
ISO 9001:2008
 Architecture
 Planning
 ACPL
 ACPL Design Ltd
 4/33 DDA Scheme-1, E-11, Sector-70
 Gurgaon, Haryana
 E-mail: acpl@acpl.com E: 91 11 2442709



Basement-1 Floor Area Detail Plan



Basement-2 Floor Area Detail Plan



Basement-3 Floor Area Detail Plan

S.No.	LENGTH (MM)	BREADTH (MM)	AREA (SQ.M)	No.	AREA (SQ.M)
1	1171.0	1025.0	1200.8	1	1200.8
2	1200.0	1120.0	1344.0	1	1344.0
3	1120.0	1171.0	1311.7	1	1311.7
4	1200.0	1025.0	1230.0	1	1230.0
5	1171.0	1120.0	1311.7	1	1311.7
6	1025.0	1200.0	1230.0	1	1230.0
7	1120.0	1171.0	1311.7	1	1311.7
8	1171.0	1025.0	1200.8	1	1200.8
9	1200.0	1120.0	1344.0	1	1344.0
10	1120.0	1171.0	1311.7	1	1311.7
11	1200.0	1025.0	1230.0	1	1230.0
12	1171.0	1120.0	1311.7	1	1311.7
13	1025.0	1200.0	1230.0	1	1230.0
14	1120.0	1171.0	1311.7	1	1311.7
15	1171.0	1025.0	1200.8	1	1200.8
16	1200.0	1120.0	1344.0	1	1344.0
17	1120.0	1171.0	1311.7	1	1311.7
18	1171.0	1025.0	1200.8	1	1200.8
19	1200.0	1120.0	1344.0	1	1344.0
20	1120.0	1171.0	1311.7	1	1311.7
21	1200.0	1025.0	1230.0	1	1230.0
22	1171.0	1120.0	1311.7	1	1311.7
23	1025.0	1200.0	1230.0	1	1230.0
24	1120.0	1171.0	1311.7	1	1311.7
25	1171.0	1025.0	1200.8	1	1200.8
26	1200.0	1120.0	1344.0	1	1344.0
27	1120.0	1171.0	1311.7	1	1311.7
28	1171.0	1025.0	1200.8	1	1200.8
29	1200.0	1120.0	1344.0	1	1344.0
30	1120.0	1171.0	1311.7	1	1311.7
31	1200.0	1025.0	1230.0	1	1230.0
32	1171.0	1120.0	1311.7	1	1311.7
33	1025.0	1200.0	1230.0	1	1230.0
34	1120.0	1171.0	1311.7	1	1311.7
35	1171.0	1025.0	1200.8	1	1200.8
36	1200.0	1120.0	1344.0	1	1344.0
TOTAL			285.18	285.18	

S.No.	LENGTH (MM)	BREADTH (MM)	AREA (SQ.M)	No.	AREA (SQ.M)
1	743	433	323.6	1	323.6
2	785	467	364.7	1	364.7
3	805	459	369.5	1	369.5
4	741	421	311.9	1	311.9
5	835	475	396.6	1	396.6
6	785	459	360.5	1	360.5
7	805	467	376.9	1	376.9
8	743	433	323.6	1	323.6
9	785	467	364.7	1	364.7
10	805	459	369.5	1	369.5
11	741	421	311.9	1	311.9
12	835	475	396.6	1	396.6
13	785	459	360.5	1	360.5
14	805	467	376.9	1	376.9
15	743	433	323.6	1	323.6
16	785	467	364.7	1	364.7
17	805	459	369.5	1	369.5
18	741	421	311.9	1	311.9
19	835	475	396.6	1	396.6
20	785	459	360.5	1	360.5
21	805	467	376.9	1	376.9
22	743	433	323.6	1	323.6
23	785	467	364.7	1	364.7
24	805	459	369.5	1	369.5
25	741	421	311.9	1	311.9
26	835	475	396.6	1	396.6
27	785	459	360.5	1	360.5
28	805	467	376.9	1	376.9
29	743	433	323.6	1	323.6
30	785	467	364.7	1	364.7
31	805	459	369.5	1	369.5
32	741	421	311.9	1	311.9
33	835	475	396.6	1	396.6
34	785	459	360.5	1	360.5
35	805	467	376.9	1	376.9
TOTAL			2991.51	2991.51	

S.No.	LENGTH (MM)	BREADTH (MM)	AREA (SQ.M)	No.	AREA (SQ.M)
1	743	433	323.6	1	323.6
2	785	467	364.7	1	364.7
3	805	459	369.5	1	369.5
4	741	421	311.9	1	311.9
5	835	475	396.6	1	396.6
6	785	459	360.5	1	360.5
7	805	467	376.9	1	376.9
8	743	433	323.6	1	323.6
9	785	467	364.7	1	364.7
10	805	459	369.5	1	369.5
11	741	421	311.9	1	311.9
12	835	475	396.6	1	396.6
13	785	459	360.5	1	360.5
14	805	467	376.9	1	376.9
15	743	433	323.6	1	323.6
16	785	467	364.7	1	364.7
17	805	459	369.5	1	369.5
18	741	421	311.9	1	311.9
19	835	475	396.6	1	396.6
20	785	459	360.5	1	360.5
21	805	467	376.9	1	376.9
22	743	433	323.6	1	323.6
23	785	467	364.7	1	364.7
24	805	459	369.5	1	369.5
25	741	421	311.9	1	311.9
26	835	475	396.6	1	396.6
27	785	459	360.5	1	360.5
28	805	467	376.9	1	376.9
29	743	433	323.6	1	323.6
30	785	467	364.7	1	364.7
31	805	459	369.5	1	369.5
32	741	421	311.9	1	311.9
33	835	475	396.6	1	396.6
34	785	459	360.5	1	360.5
35	805	467	376.9	1	376.9
TOTAL			885.20	885.20	

REVISED BUILDING PLAN OF COMMERCIAL COLONY MEASURING 2.893 ACRES (LICENSE NO. 34 OF 2012 DATED 15-4-2012) IN SECTOR 70, GURGAON MANESAR URBAN COMPLEX BEING DEVELOPED BY SHINE BUILDCON PVT. LTD.

ACPL
ACPL Design Ltd
www.acpl.com

ASHOK NARAYAN BHAGAT
REGISTERED ARCHITECT
CA18710681

SHINE BUILDCON PVT. LTD.
Gurgaon, Haryana

OWNER'S SIGN:

REVISION R0

DATE 29-05-2017

SCALE: 1:250

DRAWING TITLE: BASEMENT-1,2&3 AREA DETAIL PLAN

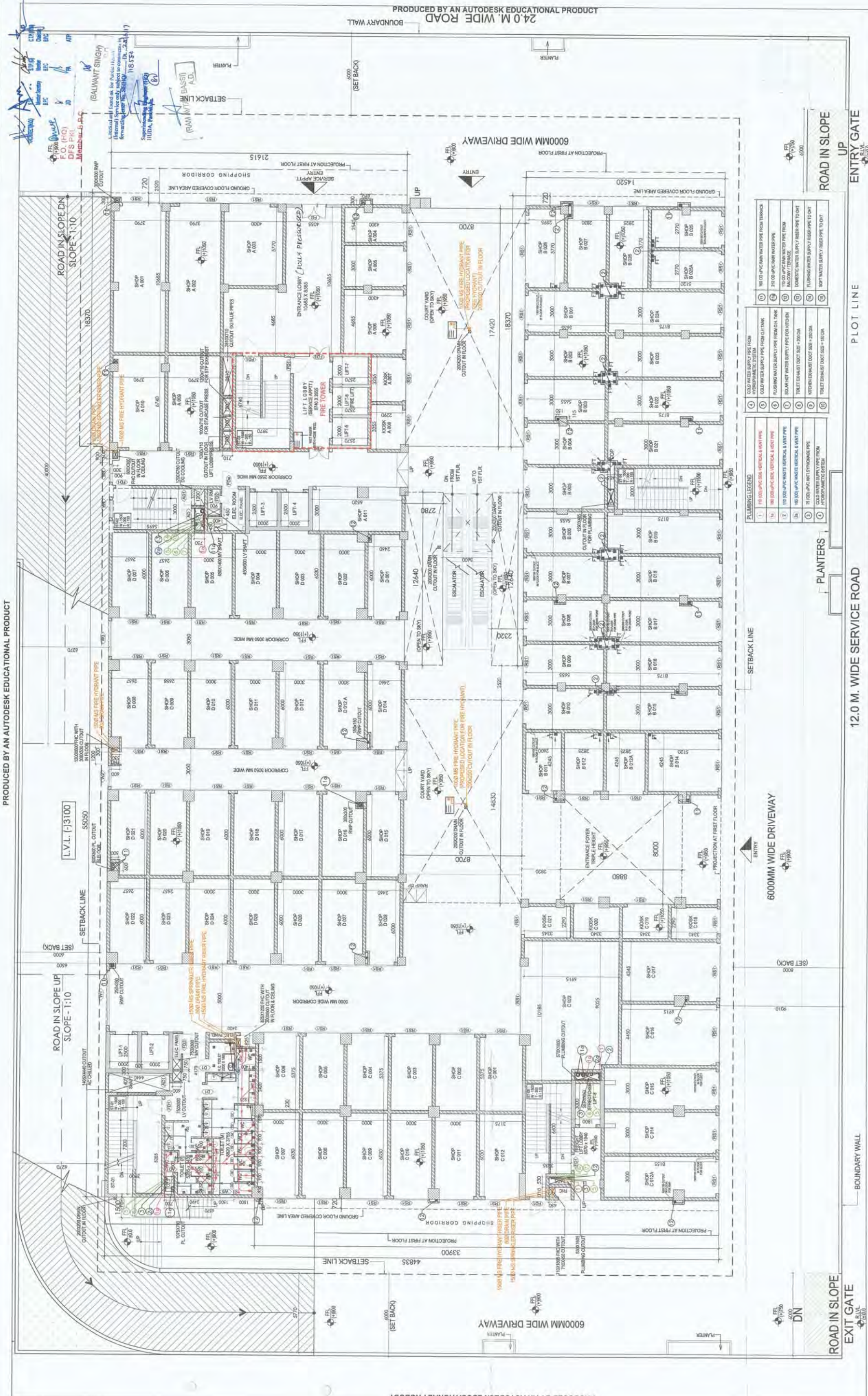
DRAWING NO: 1051618USBBB-01A

NO. OF SHEETS: 04

TOTAL SHEETS: 04

ISD 9001: 2008
Architectural Management Planning

ACPL Design Ltd
J-110, Sector 70, Gurgaon - 122 007
New Delhi 110048 India
+91 11 24822900
+91 11 24822909
E: contact@acpl.com



REVISED BUILDING PLAN OF COMMERCIAL COLONY
 MEASURING 2.893 ACRES (LICENSE NO. 34 OF 2012 DATED
 15-4-2012) IN SECTOR 70, GURGAON MANESAR URBAN
 COMPLEX BEING DEVELOPED BY SHINE BUILDCON PVT. LTD.

DRAWING TITLE
 GROUND FLOOR PLAN

DRAWING NO.
 1051660SUBA-02

REVISION
 R0

DATE
 29-05-2017

OWNERS SIGN:
 For SHINE BUILDCON PVT. LTD.
 Director (Tech) Signature

ARCHITECTS SIGN:
 ACPL Design Ltd
 www.acpl.com

ISO 9001:2008
 Architecture
 Planning

ACPL

ACPL Design Ltd
 www.acpl.com

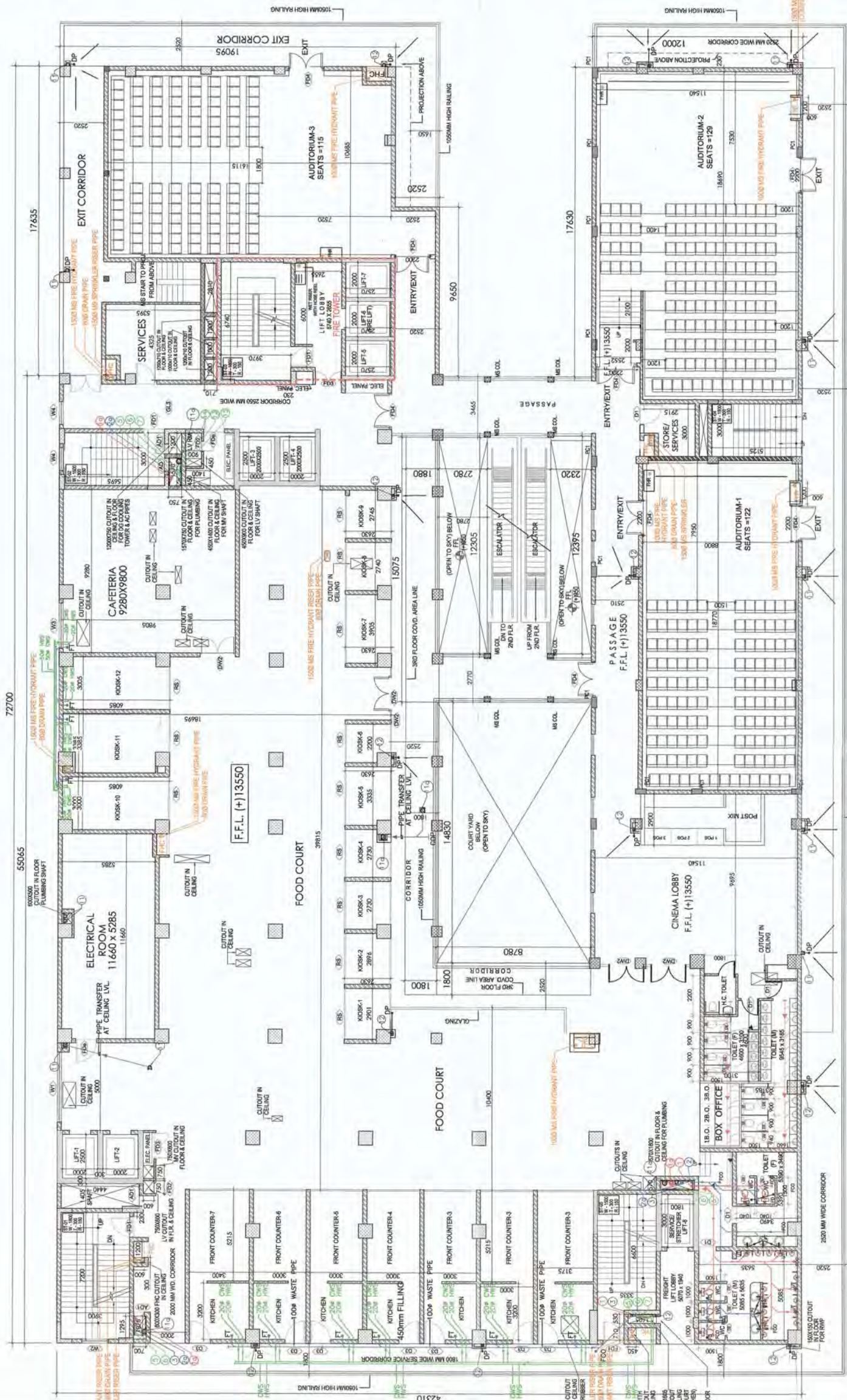
PRODUCED BY AN AUTODESK EDUCATIONAL PRODUCT


SCHEDULE FOR DOOR WINDOW OPENINGS

NO.	TYPE	WIDTH	HEIGHT	CELL	UNTEL	LOCATION	REMARKS
1	FD10	1000	2400	100		STAIRCASE	BY FIRE RATED DOOR
2	FD10	800	2000	100		LIFT SHAFT	BY FIRE RATED DOOR
3	FD10	1000	2000	100		BY FIRE RATED DOOR	BY FIRE RATED DOOR
4	FD10	2000	2400	100		ELECTRICAL ROOM	BY FIRE RATED DOOR
5	FD10	2000	2400	100		CHINA	BY FIRE RATED DOOR
6	DN1	1000	2400	100		SHOPI	GLAZED WITH BLINDS WITH SMOKE PROOF LANTERN
7	DN2	2000	2400	100		FOOD COURT	GLAZED WITH SMOKE PROOF LANTERN
8	DN1	1000	2400	100		TOILET	
9	DN1	1000	2400	100		TOILET	
10	DN1	1000	2400	100		TOILET	
11	DN1	1000	2400	100		TOILET	
12	DN1	1000	2400	100		TOILET	
13	DN1	1000	2400	100		TOILET	
14	DN1	1000	2400	100		TOILET	
15	DN1	1000	2400	100		TOILET	
16	DN1	1000	2400	100		TOILET	
17	DN1	1000	2400	100		TOILET	
18	DN1	1000	2400	100		TOILET	
19	DN1	1000	2400	100		TOILET	
20	DN1	1000	2400	100		TOILET	
21	DN1	1000	2400	100		TOILET	
22	DN1	1000	2400	100		TOILET	
23	DN1	1000	2400	100		TOILET	
24	DN1	1000	2400	100		TOILET	
25	DN1	1000	2400	100		TOILET	
26	DN1	1000	2400	100		TOILET	
27	DN1	1000	2400	100		TOILET	
28	DN1	1000	2400	100		TOILET	
29	DN1	1000	2400	100		TOILET	
30	DN1	1000	2400	100		TOILET	


PLUMBING LEGEND


1	100 (OD) PVC SOIL VERTICAL & VENT PIPE
2	100 (OD) PVC SOIL VERTICAL & VENT PIPE
3	110 (OD) PVC WASTE VERTICAL & VENT PIPE
4	100 (OD) PVC WASTE VERTICAL & VENT PIPE
5	75 (OD) PVC ANTI SYPHOAGE PIPE
6	COLD WATER SUPPLY PIPE FROM HYDRO-PNEUMATIC SYSTEM
7	COLD WATER SUPPLY PIPE FROM O.H. TANK
8	FLUSHING WATER SUPPLY PIPE FROM O.H. TANK
9	SOLAR HOT WATER SUPPLY PIPE FOR KITCHEN
10	TOILET EXHAUST DUCT SIZE - 200 DIA
11	KITCHEN EXHAUST DUCT SIZE - 200 DIA
12	TOILET EXHAUST DUCT SIZE - 150 DIA
13	100 (OD) J/PVC RAIN WATER PIPE FROM BALCONY TERRACE
14	210 (OD) J/PVC RAIN WATER PIPE
15	100 (OD) J/PVC RAIN WATER PIPE FROM BALCONY TERRACE
16	DOMESTIC WATER SUPPLY RISER PIPE TO OHT
17	FLUSHING WATER SUPPLY RISER PIPE TO OHT
18	SOFT WATER SUPPLY RISER PIPE TO OHT
19	100 (OD) PRE-INSULATED HYDRANT PIPE
20	100 (OD) SPRINKLER RISER PIPE
21	100 (OD) SPRINKLER TAKE OFF PIPE
22	FLOOR DRAIN (100x100mm) WITH S.S. GRATING
23	FLOOR DRAIN (100x100mm) WITH S.S. GRATING
24	WC TO FT 40 (OD) J/PVC PIPE
25	FD TO FT 63 (OD) J/PVC PIPE
26	FT TO V/STACK 110 (OD) J/PVC PIPE
27	WC TO V/STACK 110 (OD) J/PVC PIPE
28	100x150MM CUTOFF FOR FT & WC PIPE
29	100x100MM CUTOFF FOR FD PIPE
30	50x50MM CUTOFF FOR WB PIPE






ACPL BASSI A.D.
Architectural & Engineering Firm
Checked and found ok for Public Health
(Domestic) Services and also ok for compliance in
(Domestic) Services and also ok for compliance in
Permit No. 118/2012
F.O. (HQ) /
D.F.S. P.K.L.
Project B.P.C. (BAJAWANT SINGH)
S.D.

ARCHITECTS SIGN: 

OWNERS SIGN: 

DRAWING TITLE: **THIRD FLOOR PLAN**

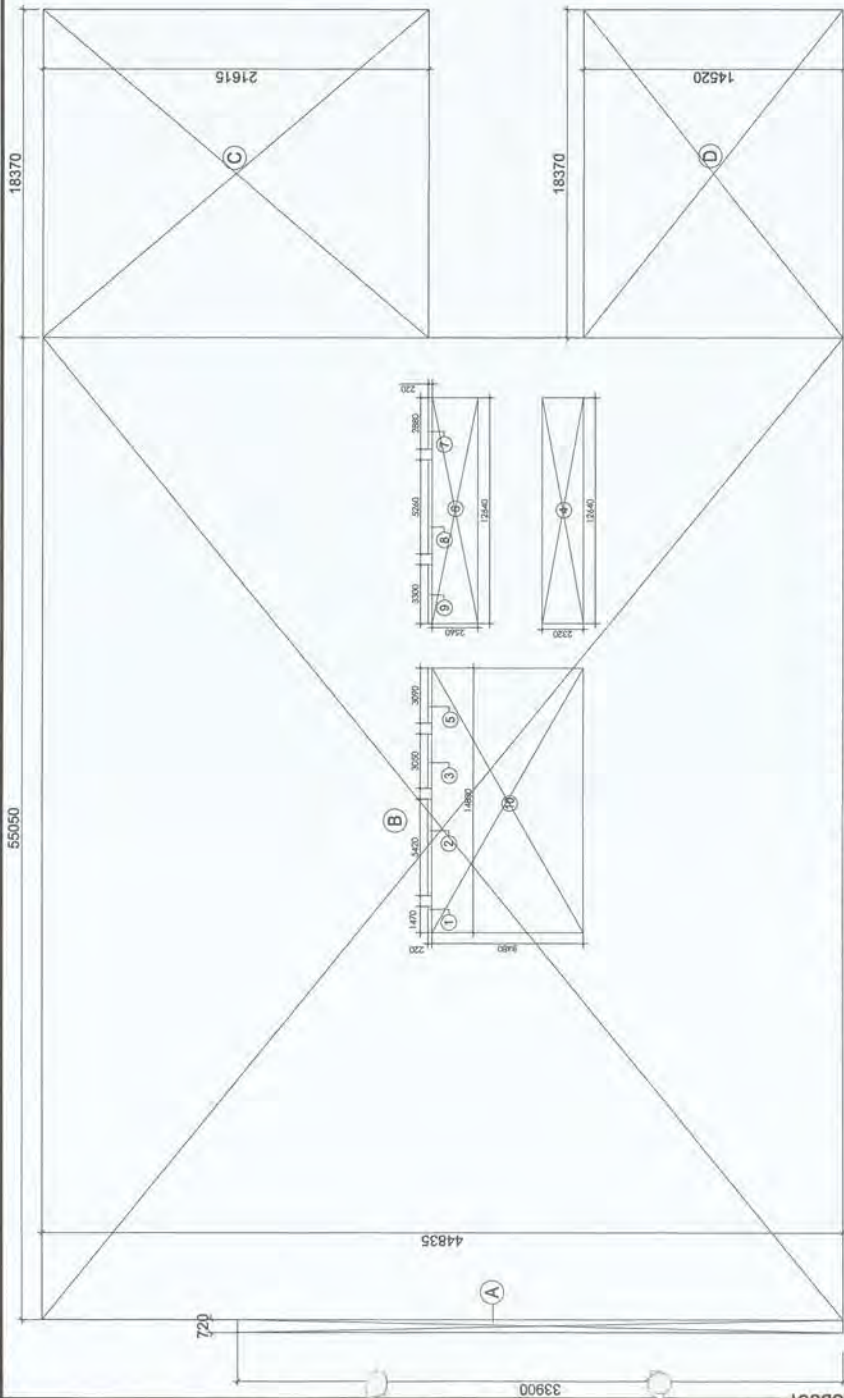
DRAWING NO: 105180/SUB/A-05

REVISION: 

DATE: 29-05-2017

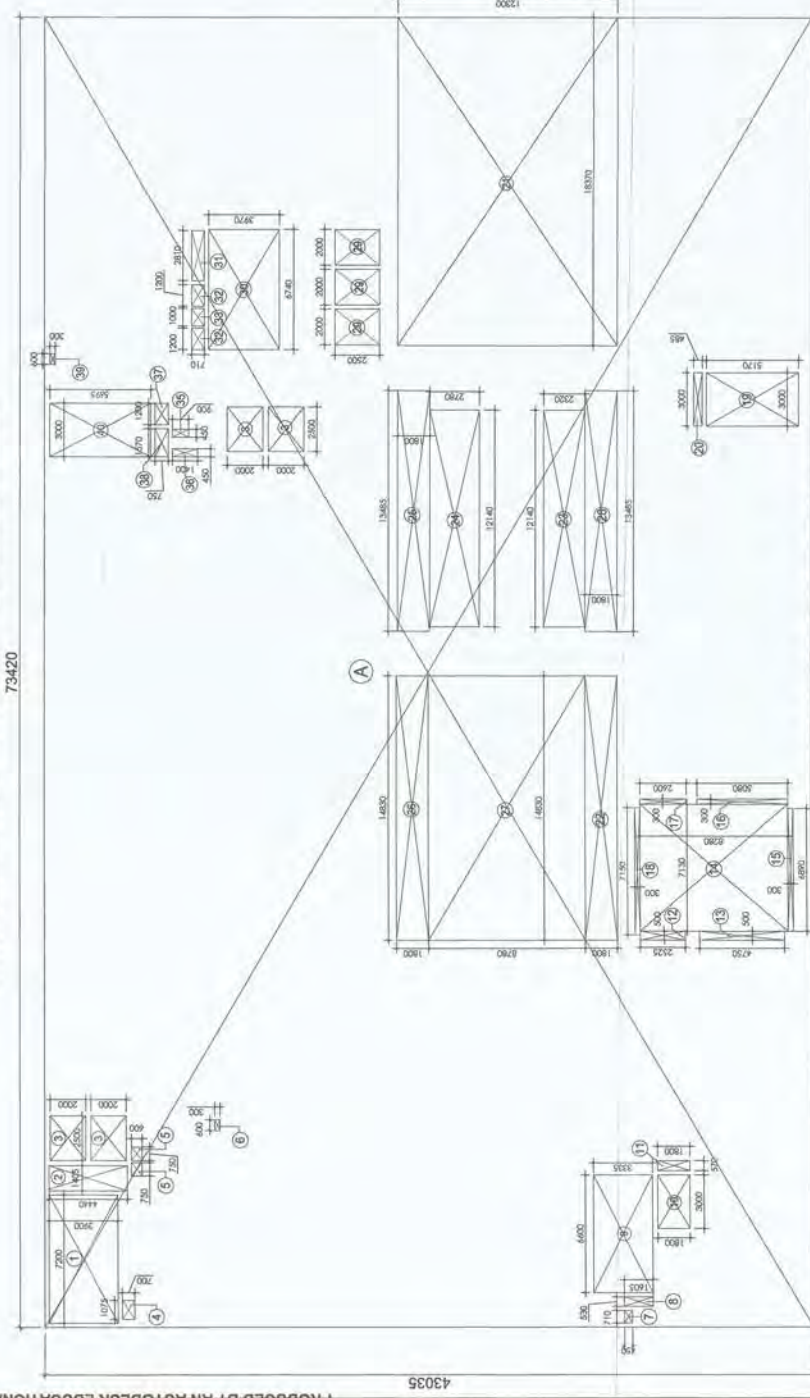
SCALE: 1:100

REVISED BUILDING PLAN OF COMMERCIAL COLONY MEASURING 2.893 ACRES (LICENSE NO. 34 OF 2012 DATED 15-4-2012) IN SECTOR 70, GURGAON MANESAR URBAN COMPLEX BEING DEVELOPED BY SHINE BUILDCON PVT. LTD.



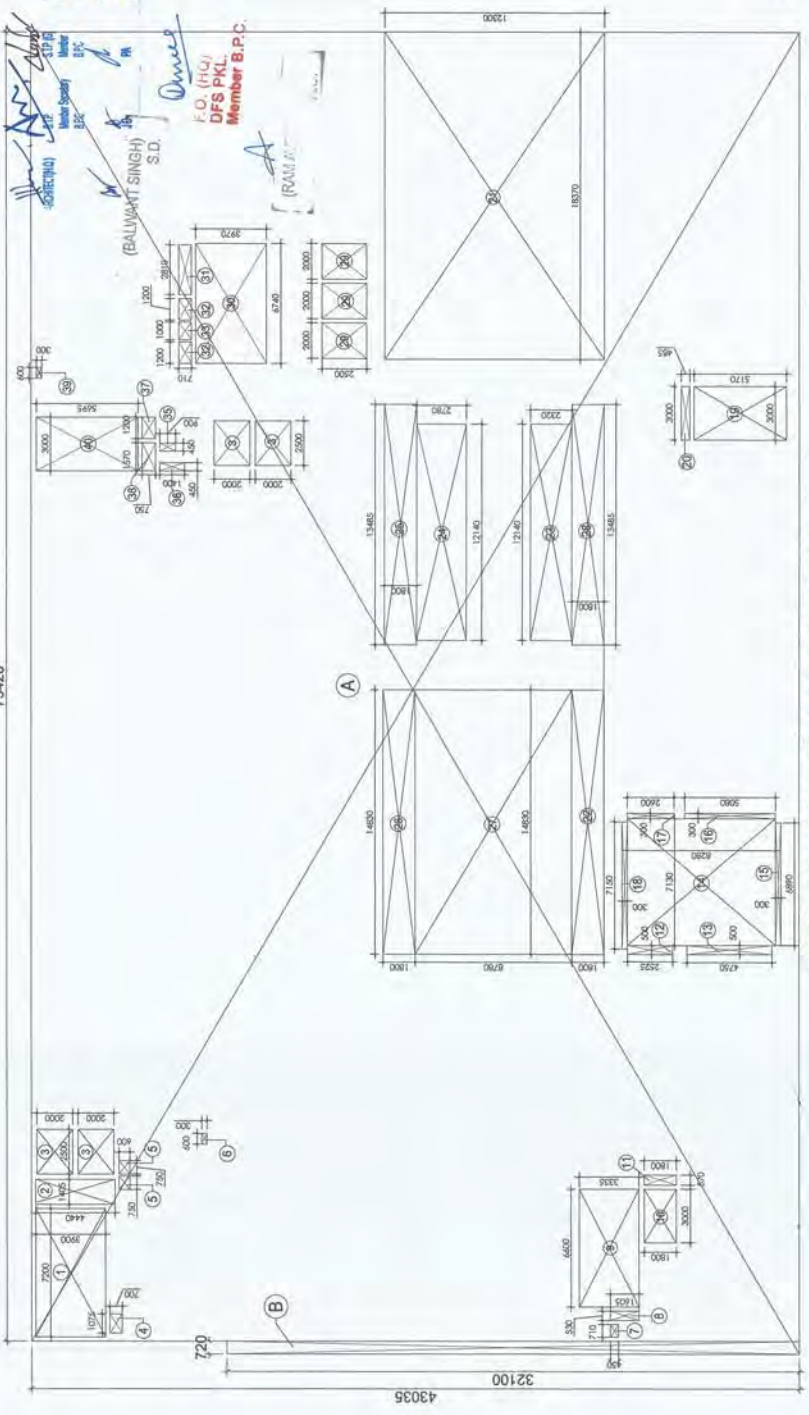
GROUND COVERAGE AREA DETAIL PLAN

73420



SECOND FLOOR AREA DETAIL PLAN

43035



FIRST FLOOR AREA DETAIL PLAN

73420

GROUND FAY/COVERAGE AREA CHART			
S. NO.	LENGTH L (M)	BREADTH B (M)	AREA L X B (SQM)
A	0.72	33.30	24.41
B	55.05	46.84	2468.17
C	18.37	21.62	397.07
D	18.37	14.52	265.75
TOTAL (A)			3156.37

GROUND FAY/COVERAGE AREA (A-B)			
S. NO.	LENGTH L (M)	BREADTH B (M)	AREA L X B (SQM)
1	1.47	0.22	0.32
2	5.42	0.22	1.19
3	3.05	0.22	0.67
4	12.64	2.32	29.32
5	3.09	0.22	0.68
6	12.64	2.95	37.36
7	2.88	0.22	0.63
8	5.26	0.22	1.16
9	3.30	0.22	0.73
10	14.83	8.48	125.76
TOTAL DEDUCTION (B)			192.83
GROUND FAY/COVERAGE AREA (A-B)			2992.50

FIRST FLOOR AREA CHART			
S. NO.	LENGTH L (M)	BREADTH B (M)	AREA L X B (SQM)
A	73.42	43.24	3159.63
B	0.72	32.10	23.11
TOTAL (A)			3182.74

FIRST FLOOR AREA (SQM)			
S. NO.	LENGTH L (M)	BREADTH B (M)	AREA L X B (SQM)
1	7.20	3.90	28.08
2	1.60	4.44	7.10
3	2.50	2.00	5.00
4	1.00	0.75	0.75
5	0.75	0.75	0.56
6	0.75	0.75	0.56
7	0.75	0.75	0.56
8	0.75	0.75	0.56
9	0.75	0.75	0.56
10	0.75	0.75	0.56
11	0.75	0.75	0.56
12	0.75	0.75	0.56
13	0.75	0.75	0.56
14	0.75	0.75	0.56
15	0.75	0.75	0.56
16	0.75	0.75	0.56
17	0.75	0.75	0.56
18	0.75	0.75	0.56
19	0.75	0.75	0.56
20	0.75	0.75	0.56
21	0.75	0.75	0.56
22	0.75	0.75	0.56
23	0.75	0.75	0.56
24	0.75	0.75	0.56
25	0.75	0.75	0.56
26	0.75	0.75	0.56
27	0.75	0.75	0.56
28	0.75	0.75	0.56
29	0.75	0.75	0.56
30	0.75	0.75	0.56
31	0.75	0.75	0.56
32	0.75	0.75	0.56
33	0.75	0.75	0.56
34	0.75	0.75	0.56
35	0.75	0.75	0.56
36	0.75	0.75	0.56
37	0.75	0.75	0.56
38	0.75	0.75	0.56
39	0.75	0.75	0.56
40	0.75	0.75	0.56
TOTAL DEDUCTION (B)			758.46
TOTAL F.A.R. AT FIRST FLOOR (A-B)			2424.28

SECOND FLOOR AREA CHART			
S. NO.	LENGTH L (M)	BREADTH B (M)	AREA L X B (SQM)
A	73.42	43.24	3159.63
TOTAL (A)			3159.63

SECOND FLOOR AREA (SQM)			
S. NO.	LENGTH L (M)	BREADTH B (M)	AREA L X B (SQM)
1	1.41	4.44	6.26
2	1.41	4.44	6.26
3	2.50	2.00	5.00
4	2.50	2.00	5.00
5	1.68	0.70	1.18
6	0.75	0.60	0.45
7	0.75	0.60	0.45
8	0.75	0.60	0.45
9	0.75	0.60	0.45
10	0.75	0.60	0.45
11	0.75	0.60	0.45
12	0.75	0.60	0.45
13	0.75	0.60	0.45
14	0.75	0.60	0.45
15	0.75	0.60	0.45
16	0.75	0.60	0.45
17	0.75	0.60	0.45
18	0.75	0.60	0.45
19	0.75	0.60	0.45
20	0.75	0.60	0.45
21	0.75	0.60	0.45
22	0.75	0.60	0.45
23	0.75	0.60	0.45
24	0.75	0.60	0.45
25	0.75	0.60	0.45
26	0.75	0.60	0.45
27	0.75	0.60	0.45
28	0.75	0.60	0.45
29	0.75	0.60	0.45
30	0.75	0.60	0.45
31	0.75	0.60	0.45
32	0.75	0.60	0.45
33	0.75	0.60	0.45
34	0.75	0.60	0.45
35	0.75	0.60	0.45
36	0.75	0.60	0.45
37	0.75	0.60	0.45
38	0.75	0.60	0.45
39	0.75	0.60	0.45
40	0.75	0.60	0.45
TOTAL DEDUCTION (B)			758.46
TOTAL F.A.R. AT SECOND FLOOR (A-B)			2401.17

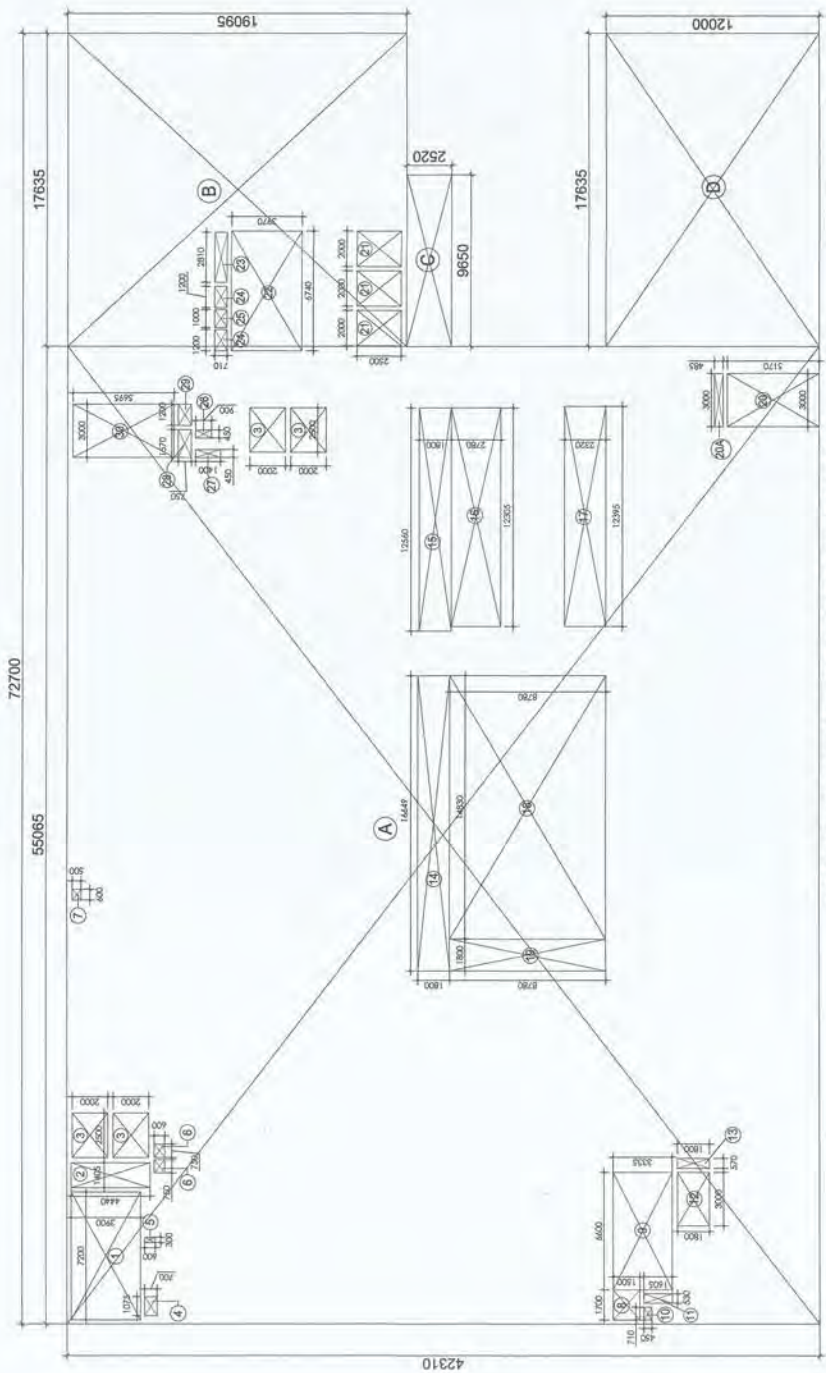
REVISED BUILDING PLAN OF COMMERCIAL COLONY
 MEASURING 2.893 ACRES (LICENSE NO. 34 OF 2012 DATED
 15-4-2012) IN SECTOR 70, GURGAON MANESAR URBAN
 COMPLEX BEING DEVELOPED BY SHINE BUILDCON PVT. LTD.

DRAWING TITLE
 GROUND, FIRST & SECOND FLOOR
 AREA DETAIL PLAN
 DRAWING NO.
 1051R05UB/A-02A
 NORTH:
 SCALE:
 1:200
 REVISION
 R0
 DATE
 29-05-2017

OWNERS SIGN:
 For SHINE BUILDCON PVT. LTD.
 Director/Authorized Signatory

ARCHITECTS SIGN:
 ASHISH NARAYAN PANDEY
 REGISTERED ARCHITECT

ACPL
 ISO 9001:2008
 Architecture
 Planning
 ACPL Design Ltd
 4-102 South Gurgaon - 1
 Gurgaon, Haryana
 www.acpldesign.com P. 011-26100000



THIRD FLOOR AREA DETAIL PLAN

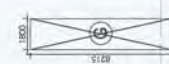
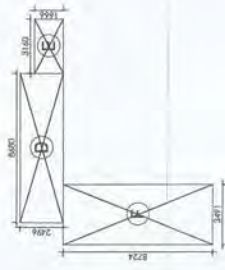
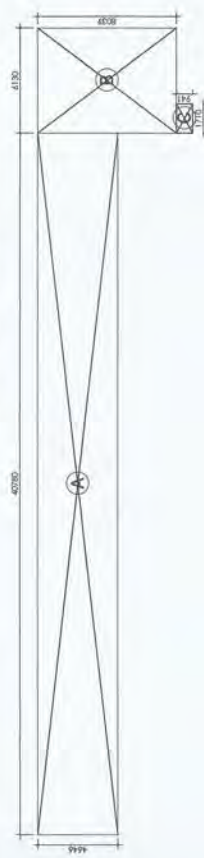
THIRD FLOOR AREA CHART			
S. NO.	LENGTH L (M)	BREADTH B (M)	AREA (SQM)
A	55.07	42.31	2329.80
B	17.44	19.095	336.74
C	9.65	2.52	24.32
D	17.84	12	211.62
TOTAL (A)			2902.48

DEDUCTION			
S. NO.	LENGTH L (M)	BREADTH B (M)	AREA (SQM)
1	7.20	3.9	28.08
2	1.41	4.44	6.24
3	2.50	2	5.00
4	1.08	0.7	0.75
5	0.30	0.6	0.18
6	0.75	0.6	0.45
7	0.60	0.5	0.30
8	1.70	1.5	2.55
9	6.90	3.35	22.91
10	0.71	0.45	0.32
11	0.53	1.605	0.85
12	3.00	1.8	5.40
13	0.57	1.8	1.02
14	16.65	1.8	29.97
15	12.56	1.80	22.61
16	12.31	2.78	34.21
17	12.40	2.32	28.76
18	14.83	8.78	130.21
19	1.80	8.78	15.80
20	3.00	5.17	15.51
21	2.00	2.5	5.00
22	6.74	3.97	26.76
23	2.81	0.71	1.99
24	1.20	0.71	0.85
25	1.00	0.71	0.71
26	0.45	0.9	0.41
27	0.45	1.4	0.63
28	1.57	0.75	1.18
29	1.20	0.75	0.90
30	3.00	5.95	17.65
TOTAL DEDUCTION (B)			433.49
TOTAL F.A.R. AT THIRD FLOOR (A-B)			2468.99



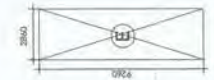
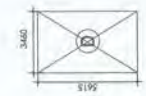
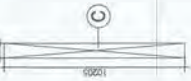
REFUGEE AREA AT 4TH FLOOR					
SL. NO.	SHAPE	LENGTH L (M)	BREADTH B (M)	AREA (SQM)	COUNTS
A	Rectangle	40.78	4.66	189.96	1
B	Rectangle	6.13	8.039	49.279	1
C	Rectangle	1.71	0.941	1.609	1
D	Rectangle	8.68	2.496	21.665	1
E	Rectangle	3.16	1.666	5.265	1
F	Rectangle	3.491	8.724	30.455	1
G	Rectangle	1.80	8.215	14.787	1
H	Rectangle	54.905	1.35	74.122	1
I	Rectangle	4.15	0.45	1.868	1
TOTAL					386.514

TOTAL REFUGEE AREA PROVIDED AT 4TH FLOOR LEVEL = 386.514 SQM.



FOURTH FLOOR AREA CHART			
S. NO.	LENGTH L (M)	BREADTH B (M)	AREA (SQM)
A	13.70	2.75	37.66
B	11.15	0.83	9.25
C	0.83	10.205	8.47
D	3.46	5.615	19.43
TOTAL (A)			74.81
TOTAL F.A.R. AT FOURTH FLOOR			74.81

FOURTH FLOOR AREA DETAIL PLAN



AREA DIAGRAM FOR REFUGEE AREA AT 4TH FLOOR

REVISED BUILDING PLAN OF COMMERCIAL COLONY MEASURING 2.893 ACRES (LICENSE NO. 34 OF 2012 DATED 15-4-2012) IN SECTOR 70, GURGAON MANESAR URBAN COMPLEX BEING DEVELOPED BY SHINE BUILDCON PVT. LTD.

DRAWING TITLE: THIRD, FOURTH FLOOR AREA DETAIL PLAN
 DRAWING NO: 1051605SUBIA-00A
 NORTH: [North Arrow]
 SCALE: 1:200
 REVISION: RD
 DATE: 29-05-2017

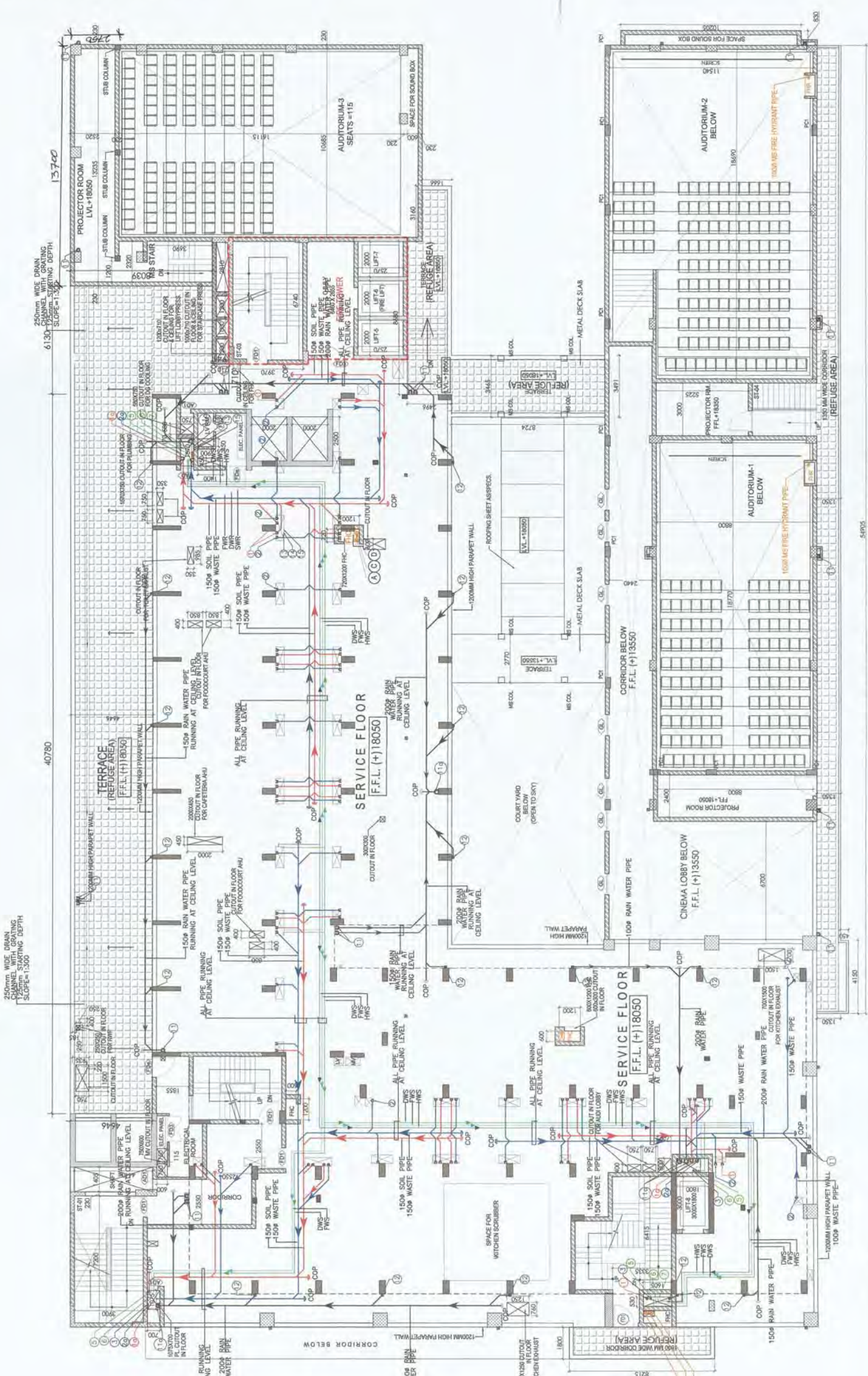
OWNERS SON: PRAJESH BUILDCON PVT. LTD.
 PROJECT MANAGER: [Signature]

ARCHITECTS SON: [Signature]
 ARCHITECT: [Signature]

ACPL
 ISO 9001:2008
 Architectural Management Planning
 ACPL Design Ltd
 4-102, Park Extension - 3, 4th Fl, Sector 70, Gurgaon, Haryana
 Ph: +91 11 2648700
 www.acplindia.com

SCHEDULE FOR DOOR WINDOW OPENINGS						
NO.	TYPE	WIDTH	HEIGHT	CALL	LOCATION	REMARKS
1	24" WIDE DOOR	2400	900		STAIRCASE	24" WIDE DOOR
2	30" WIDE DOOR	3000	900		11 FIRE RATED DOOR	30" WIDE DOOR
3	30" WIDE DOOR	3000	1800		11 FIRE RATED DOOR	30" WIDE DOOR
4	1200mm WIDE DOOR	1200	2400		11 FIRE RATED DOOR	1200mm WIDE DOOR
5	1200mm WIDE DOOR	1200	2400		11 FIRE RATED DOOR	1200mm WIDE DOOR
6	1200mm WIDE DOOR	1200	2400		11 FIRE RATED DOOR	1200mm WIDE DOOR
7	1200mm WIDE DOOR	1200	2400		11 FIRE RATED DOOR	1200mm WIDE DOOR
8	1200mm WIDE DOOR	1200	2400		11 FIRE RATED DOOR	1200mm WIDE DOOR
9	1200mm WIDE DOOR	1200	2400		11 FIRE RATED DOOR	1200mm WIDE DOOR
10	1200mm WIDE DOOR	1200	2400		11 FIRE RATED DOOR	1200mm WIDE DOOR
11	1200mm WIDE DOOR	1200	2400		11 FIRE RATED DOOR	1200mm WIDE DOOR
12	1200mm WIDE DOOR	1200	2400		11 FIRE RATED DOOR	1200mm WIDE DOOR
13	1200mm WIDE DOOR	1200	2400		11 FIRE RATED DOOR	1200mm WIDE DOOR
14	1200mm WIDE DOOR	1200	2400		11 FIRE RATED DOOR	1200mm WIDE DOOR
15	1200mm WIDE DOOR	1200	2400		11 FIRE RATED DOOR	1200mm WIDE DOOR
16	1200mm WIDE DOOR	1200	2400		11 FIRE RATED DOOR	1200mm WIDE DOOR
17	1200mm WIDE DOOR	1200	2400		11 FIRE RATED DOOR	1200mm WIDE DOOR
18	1200mm WIDE DOOR	1200	2400		11 FIRE RATED DOOR	1200mm WIDE DOOR
19	1200mm WIDE DOOR	1200	2400		11 FIRE RATED DOOR	1200mm WIDE DOOR
20	1200mm WIDE DOOR	1200	2400		11 FIRE RATED DOOR	1200mm WIDE DOOR
21	1200mm WIDE DOOR	1200	2400		11 FIRE RATED DOOR	1200mm WIDE DOOR
22	1200mm WIDE DOOR	1200	2400		11 FIRE RATED DOOR	1200mm WIDE DOOR
23	1200mm WIDE DOOR	1200	2400		11 FIRE RATED DOOR	1200mm WIDE DOOR
24	1200mm WIDE DOOR	1200	2400		11 FIRE RATED DOOR	1200mm WIDE DOOR
25	1200mm WIDE DOOR	1200	2400		11 FIRE RATED DOOR	1200mm WIDE DOOR

PLUMBING LEGEND	
1	110 (00) UPVC SOIL VERTICAL & VENT PIPE
2	110 (00) UPVC SOIL VERTICAL & VENT PIPE
3	110 (00) UPVC WASTE VERTICAL & VENT PIPE
4	110 (00) UPVC WASTE VERTICAL & VENT PIPE
5	75 (00) UPVC ANTI-SYDNAGE PIPE
6	COLD WATER SUPPLY PIPE FROM HYDRO-PNEUMATIC SYSTEM
7	COLD WATER SUPPLY PIPE FROM O.H. TANK
8	FLUSHING WATER SUPPLY PIPE FROM O.H. TANK
9	SOLAR HOT WATER SUPPLY PIPE FOR KITCHEN
10	TOILET EXHAUST DUCT SIZE = 200 DA
11	KITCHEN EXHAUST DUCT SIZE = 250 DA
12	TOILET EXHAUST DUCT SIZE = 150 DA
13	110 (00) UPVC RAIN WATER PIPE FROM TERRACE
14	210 (00) UPVC RAIN WATER PIPE
15	110 (00) UPVC RAIN WATER PIPE FROM BALCONY / TERRACE
16	DOMESTIC WATER SUPPLY RISER PIPE TO OHT
17	FLUSHING WATER SUPPLY RISER PIPE TO OHT
18	SOFT WATER SUPPLY RISER PIPE TO OHT
19	1500 MS FIRE HYDRANT RISER PIPE
20	1000 SPRINKLER RISER PIPE
21	1000 SPRINKLER RISER PIPE
22	1000 SPRINKLER MAKE UP PIPE
23	1000 MS BRASS VALVE
24	FLOOR TRAP (150x150mm UPVC SWR / 120mm UPVC SWR) WITH S.G. GRATING
25	FD
26	WB TO FT
27	FD TO FT
28	FD TO V. STACK
29	WC TO V. STACK
30	150x150mm OUTLET FOR FT & WC PIPE
31	100x100mm OUTLET FOR FT PIPE
32	50x50mm OUTLET FOR WB PIPE



FOURTH FLOOR PLAN

TOTAL REFUGEE AREA PROVIDED = 388 S.Y. SQ.M.
AT 4th FLOOR



ACPL

Architecture & Planning
Checked and found ok for Public Health
Client's responsibility subject to comments by
Forwarding to the client. (Date: 11/5/12)

ACPL Design International Pvt. Ltd.
HUDA, Phase-IV, Gurgaon, Haryana

ISO 9001:2008
Registered for Design
C.E. (REGD. NO. 115269)
C.P. (REGD. NO. 115269)
M.E. (REGD. NO. 115269)
A.P. (REGD. NO. 115269)
P.L. (REGD. NO. 115269)

ARCHITECT'S SIGN:

OWNERS SIGN:
Shine Buildcon Pvt. Ltd.

DRAWING TITLE	FOURTH FLOOR PLAN
DRAWING NO.	1051605JIBIA-06
REVISION	RO
DATE	29-05-2017
SCALE	1:100

REVISED BUILDING PLAN OF COMMERCIAL COLONY
MEASURING 2.893 ACRES (LICENSE NO. 34 OF 2012 DATED
15-4-2012) IN SECTOR 70, GURGAON MANESAR URBAN
COMPLEX BEING DEVELOPED BY SHINE BUILDCON PVT. LTD.

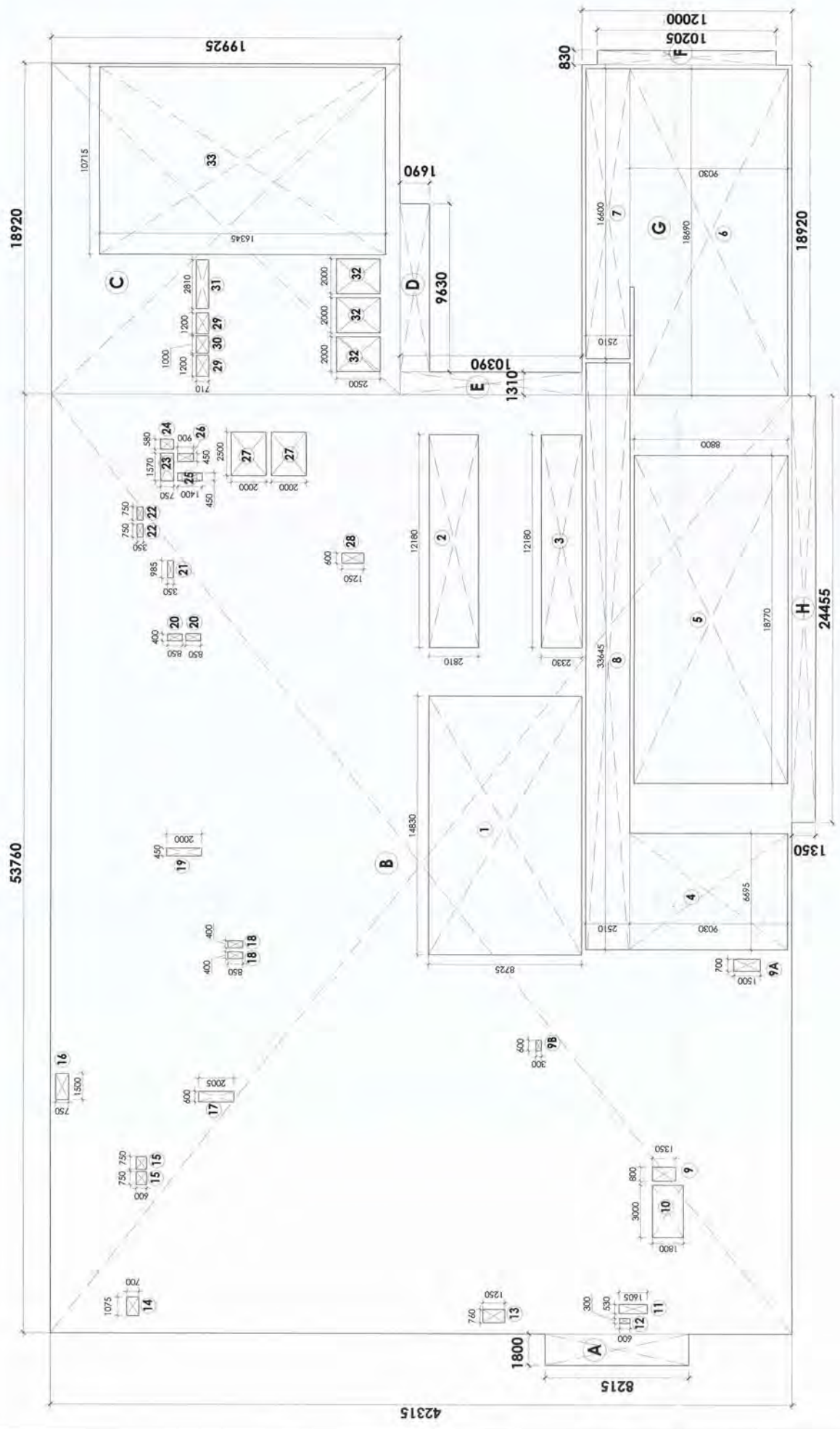
(BALWANT SINGH) S.D.
 (RAM AVTAR BASSI) F.D. (H.O.)
 D.F.S. P.K.L. A.E.
 Member B.P.C.

FOURTH FLOOR BUILT UP AREA CHART

S. NO.	LENGTH L (M)	BREADTH B (M)	AREA L X B (SQM)	Nos.	AREA (SQM.)
A	1.80	8.22	14.787	1	14.79
B	53.76	42.32	2274.854	1	2274.85
C	18.92	19.93	377.076	1	377.08
D	9.63	1.69	16.275	1	16.27
E	1.31	10.39	13.611	1	13.61
F	0.83	10.21	8.470	1	8.47
G	18.92	12.00	227.040	1	227.04
H	1.35	24.46	33.014	1	33.01
TOTAL (A)					2965.33

DEDUCTION					
S. NO.	LENGTH L (M)	BREADTH B (M)	AREA L X B (SQM)	Nos.	AREA (SQM.)
1	14.83	8.73	129.392	1	129.39
2	12.18	2.81	34.226	1	34.23
3	12.18	2.33	28.379	1	28.38
4	6.70	9.03	60.456	1	60.46
5	18.77	8.80	165.176	1	165.18
6	18.69	9.03	168.771	1	168.77
7	16.60	2.51	41.666	1	41.67
8	33.65	2.51	84.449	1	84.45
9	0.80	1.35	1.080	1	1.08
10	3.00	1.80	5.400	1	5.40
11	0.53	1.61	0.851	1	0.85
12	0.30	0.60	0.180	1	0.18
13	0.76	1.25	0.950	1	0.95
14	1.08	0.70	0.753	1	0.75
15	0.75	0.60	0.450	2	0.90
16	1.50	0.75	1.125	1	1.13
17	0.60	2.01	1.203	1	1.20
18	0.40	0.85	0.340	2	0.68
19	0.45	2.00	0.900	1	0.90
20	0.40	0.85	0.340	2	0.68
21	0.99	0.35	0.345	1	0.34
22	0.75	0.35	0.263	2	0.53
23	1.57	0.75	1.178	1	1.18
24	0.58	0.75	0.435	1	0.44
25	0.45	1.40	0.630	1	0.63
26	0.45	0.90	0.405	1	0.41
27	2.50	2.00	5.000	2	10.00
28	0.60	1.25	0.750	1	0.75
29	1.20	0.71	0.852	2	1.70
30	1.00	0.71	0.710	1	0.71
31	2.81	0.71	1.995	1	2.00
32	2.00	2.50	5.000	3	15.00
33	10.72	16.35	175.137	1	175.14
TOTAL DEDUCTION (B)					936.00

TOTAL COVERED AREA IN FOURTH (SERVICE) FLOOR (A - B) 2029.33



FOURTH FLOOR BUILT UP AREA DETAIL PLAN

REVISED BUILDING PLAN OF COMMERCIAL COLONY
 MEASURING 2.893 ACRES (LICENSE NO. 34 OF 2012 DATED
 15-4-2012) IN SECTOR 70, GURGAON MANESAR URBAN
 COMPLEX BEING DEVELOPED BY SHINE BUILDCON PVT. LTD.

DRAWING TITLE FOURTH BUILT UP AREA DETAIL PLAN	
DRAWING NO. 105160SUB/A-06A	REVISION R0
NORTH:	DATE 29-05-2017
SCALE: 1:250	

OWNERS SIGN:
 For SHINE BUILDCON PVT. LTD.
 Director/Chief Engineer

ARCHITECT'S SIGN:

ACPL
 ARCHITECTURE
 Management
 Planning

ISO 9001:2008
 ACPL Design Ltd
 4-107 B-Block, Sector-11, Gurgaon
 Haryana, India. Ph: 0124415200
 E: acpl@acpl.com Ph: 0124415200

SCHEDULE FOR DOOR WINDOW OPENINGS						
NO.	TYPE	WIDTH	HEIGHT	CILL	LOCATION	REMARKS
1	FD	1200	2400	00	STAIRCASE	2H FIRE RATED DOOR
2	FD	800	2250	150	LV SHAFT	1H FIRE RATED DOOR
3	FD	1500	2250	150	LV SHAFT	1H FIRE RATED DOOR
4	FD	1800	2400	00	LIFT LOBBY	2H FIRE RATED DOOR
5	FD	1200	2400	00	ELECTRICAL ROOM	1H FIRE RATED DOOR
6	DN	2400	2700	00	BOTTOM OF BEAM	
7	DN	1800	2700	00	BEDROOM CORRIDOR	
8	DN	1000	2400	00	ENTRY DOOR	
9	DN	750	2400	00	TOILET	
10	AD	800	1900	800	SHAFT DOOR	
11	AD	2000	2400	00	MULTI PURPOSE HALL	
WINDOWS						
W1		1500	1500	1200	BOTTOM OF BEAM	STAIRCASE BEDROOM/KITCHEN
W2		800	1500	1200	BOTTOM OF BEAM	CORRIDOR
W3		1800	1500	1200	BOTTOM OF BEAM	CORRIDOR
W4		2400	1500	1200	BOTTOM OF BEAM	CORRIDOR

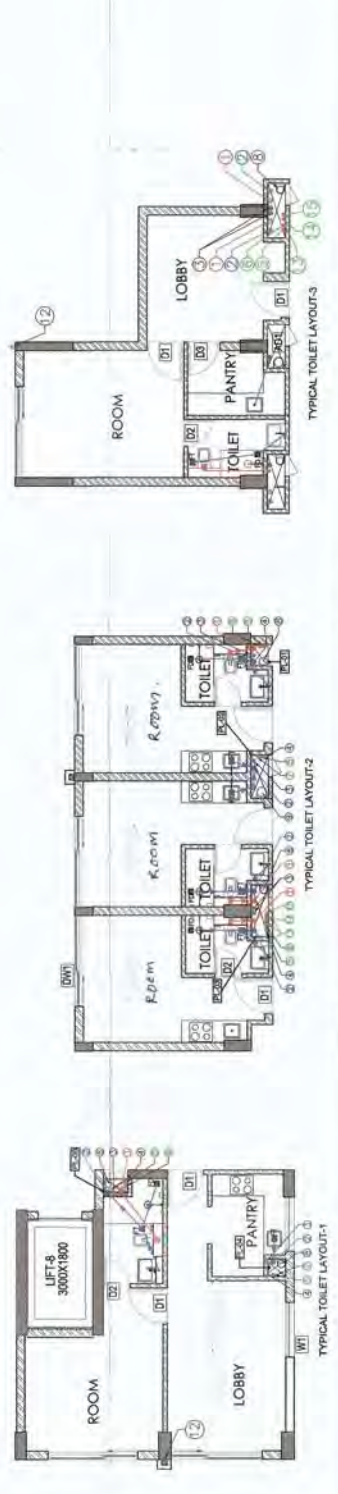
PLUMBING LEGEND	
1	110 (OD) UPVC SOIL VERTICAL & VENT PIPE
2	160 (OD) UPVC SOIL VERTICAL & VENT PIPE
3	110 (OD) UPVC WASTE VERTICAL & VENT PIPE
4	160 (OD) UPVC WASTE VERTICAL & VENT PIPE
5	75 (OD) UPVC ANTI SIPHONAGE PIPE
6	COLD WATER SUPPLY PIPE FROM HYDRO-PNEUMATIC SYSTEM
7	COLD WATER SUPPLY PIPE FROM O.H. TANK
8	FLUSHING WATER SUPPLY PIPE FROM O.H. TANK
9	SOLAR HOT WATER SUPPLY PIPE FOR KITCHEN
10	TOILET EXHAUST DUCT SIZE = 200 DIA
11	KITCHEN EXHAUST DUCT SIZE = 250 DIA
12	TOILET EXHAUST DUCT SIZE = 150 DIA
13	160 OD UPVC RAIN WATER PIPE FROM TERRACE
14	210 OD UPVC RAIN WATER PIPE
15	110 OD UPVC RAIN WATER PIPE FROM BALCONY / TERRACE
16	DOMESTIC WATER SUPPLY RISER PIPE TO OHT
17	FLUSHING WATER SUPPLY RISER PIPE TO OHT
18	SOFT WATER SUPPLY RISER PIPE TO OHT
19	1000 PIPE HYDRANT RISER PIPE
20	1500 SPRINKLER RISER PIPE
21	800 SPRINKLER DRAIN PIPE
22	1000 SPRINKLER MAKE UP PIPE
23	FT
24	FD
25	WB TO FT
26	FD TO FT
27	FT TO V. STACK
28	WC TO V. STACK
29	150X150MM CUTOFF FOR FT & WC PIPE
30	100X100MM CUTOFF FOR FD PIPE
31	50X50MM CUTOFF FOR WB PIPE

(BALWANT SINGH) S.D.
 601 900 9000
ACPL (PRACTICE)
 Chartered and Licensed for the Practice of Architecture
 (Member) Services only subject to the provisions of the Act No. 24 of 1971
 118, 530
 F.O. (HO)
 D.F.S. P.W.
 Member B.P.C.

ARCHITECTS SIGN: *[Signature]*
 OWNERS SIGN: *[Signature]*
 DRAWING NO. 1051/60/SUBIA-07
 NORTH: *[North Arrow]*
 SCALE: 1:100
 REVISION: RO
 DATE: 29-05-2017



FIFTH FLOOR PLAN (LVL.+20/50)



ARCHITECTS SIGN: *[Signature]*

OWNERS SIGN: *[Signature]*

DRAWING TITLE: FIFTH FLOOR PLAN

REVISED BUILDING PLAN OF COMMERCIAL COLONY
 MEASURING 2.893 ACRES (LICENSE NO. 34 OF 2012 DATED
 15-4-2012) IN SECTOR 70, GURGAON MANESAR URBAN
 COMPLEX BEING DEVELOPED BY SHINE BUILDCON PVT. LTD.

SCHEDULE FOR DOOR WINDOW OPENINGS						
NO.	TYPE	WIDTH	HEIGHT	LOCATION	REMARKS	
1.	FD1	1000	2400	00	STAIRCASE	2M FIRE RATED DOOR
2.	FD2	800	2250	150	LV SHAFT	1M FIRE RATED DOOR
3.	FD3	1000	2250	150	LV SHAFT	1M FIRE RATED DOOR
4.	FD4	1000	2400	00	LIFT LOBBY	2M FIRE RATED DOOR
5.	FD5	1000	2400	00	ELECTRICAL NOOM	1M FIRE RATED DOOR
6.	FD6	1000	2750	00	ENTRANCE OF BEDROOM	
7.	FD7	1000	2400	00	ENTRANCE OF BEDROOM	
8.	FD8	1000	2400	00	TOILET	
9.	FD9	1000	1800	600	SHAFT DOOR	
10.	FD10	2000	2400	00	MULTI PURPOSE HALL	
WINDOWS						
W1	1000	1500	1200	BOTTOM OF STAIRCASE, BEDROOM, KITCHEN		
W2	800	1500	1200	BOTTOM OF CORRIDOR		
W3	1000	1500	1200	BOTTOM OF CORRIDOR		
W4	2400	1500	1200	BOTTOM OF CORRIDOR		

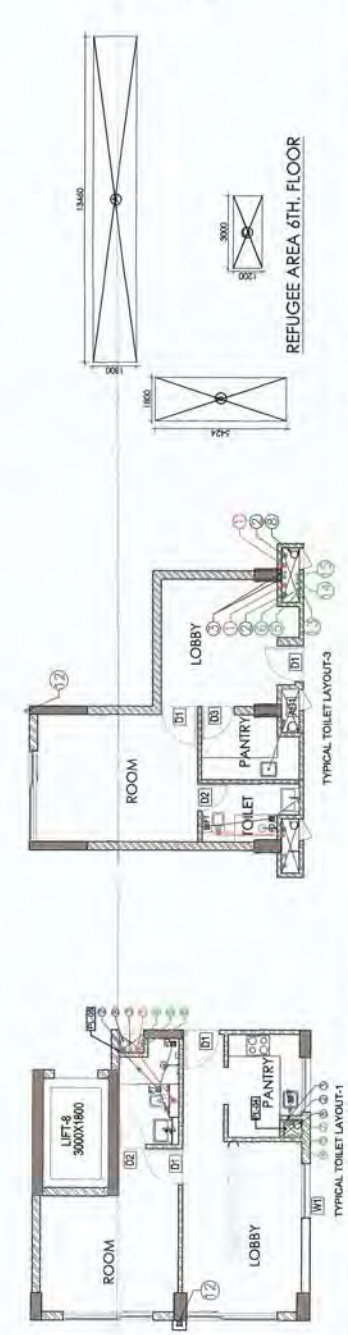
PLUMBING LEGEND	
1	110 (00) UPVC SOIL VERTICAL & VENT PIPE
2	160 (00) UPVC SOIL VERTICAL & VENT PIPE
3	110 (00) UPVC WASTE VERTICAL & VENT PIPE
4	160 (00) UPVC WASTE VERTICAL & VENT PIPE
5	75 (00) UPVC ANTI SYPHONAGE PIPE
6	COLD WATER SUPPLY PIPE FROM HYDRUNMETRIC SYSTEM
7	COLD WATER SUPPLY PIPE FROM O.H. TANK
8	FLUSHING WATER SUPPLY PIPE FROM O.H. TANK
9	SOLAR HOT WATER SUPPLY PIPE FOR KITCHEN
10	TOILET EXHAUST DUCT SIZE = 200 DIA
11	KITCHEN EXHAUST DUCT SIZE = 250 DIA
12	TOILET EXHAUST DUCT SIZE = 150 DIA
13	160 (00) UPVC RAIN WATER PIPE FROM TERRACE
14	210 (00) UPVC RAIN WATER PIPE
15	110 (00) UPVC RAIN WATER PIPE FROM BALCONY / TERRACE
16	DOMESTIC WATER SUPPLY RISER PIPE TO OHT
17	FLUSHING WATER SUPPLY RISER PIPE TO OHT
18	SOFT WATER SUPPLY RISER PIPE TO OHT
19	1500 PPRE HYDRANT RISER PIPE
20	1250 PPRE HYDRANT RISER PIPE
21	600 SPRINKLER DOWN PIPE
22	1000 SPRINKLER HANG UP PIPE

FLOOR TRAYS (100x100mm FLOOR TRAY) WITH S.S GRATING
 FLOOR DRAIN (110x63mm) WITH S.S GRATING
 40 (00) UPVC PIPE
 63 (00) UPVC PIPE
 110 (00) UPVC PIPE
 150X150MM CUTOOUT FOR FT & WC PIPE
 100X100MM CUTOOUT FOR FD PIPE
 50X50MM CUTOOUT FOR WB PIPE



SIXTH FLOOR PLAN (LVL. +23800)

REFUGEE AREA AT 6TH FLOOR	SL. NO.	SHAPE	LENGTH	BREADTH	AREA	COUNTS	TOTAL AREA	
						N	AREA (SQ.M)	
	A	Rectangular	1.80	0.80	1.44	1	1.44	
	B	Rectangular	1.80	0.80	1.44	1	1.44	
	C	Rectangular	1.80	0.80	1.44	1	1.44	
	TOTAL						3	4.32



ACPL
 F.O. (No. 100/2008)
 DFS PKL
 Member
 (RAJASTHAN)
 Checked and found ok for Public Health
 (Official Seal)
 For using Stamp No. 100/2008, Dt. 22.11.2017
 Superintending Engineer
 HUDA, Patna, Bihar

ARCHITECT'S SIGN
 OWNERS SIGN

DRAWING TITLE
SIXTH FLOOR PLAN
 DRAWING NO.
 105/160/SUBA-08
 NORTH
 SCALE
 1:100
 REVISION
 R0
 DATE
 24-5-2017

REVISED BUILDING PLAN OF COMMERCIAL COLONY
 MEASURING 2.893 ACRES (LICENSE NO. 34 OF 2012 DATED
 15-4-2012) IN SECTOR 70, GURGAON MANESAR URBAN
 COMPLEX BEING DEVELOPED BY SHINE BUILDCON PVT. LTD.

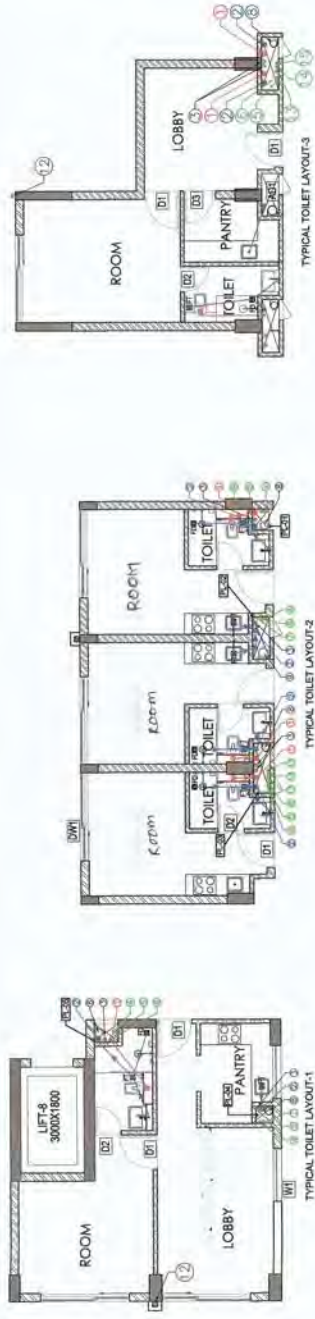
ARCHITECTS SIGN
 OWNERS SIGN

SCHEDULE FOR DOOR WINDOW OPENINGS					
NO.	TYPE	WIDTH	HEIGHT	LOCATION	REMARKS
DOORS					
1.	FD1	1200	2400	00	2H FIRE RATED DOOR
2.	FD2	900	2050	150	1H FIRE RATED DOOR
3.	FD3	1500	2250	150	1H FIRE RATED DOOR
4.	FD4	1500	2400	00	2H FIRE RATED DOOR
5.	DW1	2400	2400	00	2H FIRE RATED DOOR
6.	DW2	1800	2750	00	2H FIRE RATED DOOR
7.	D1	1000	2400	00	ENTRY DOOR
8.	D2	750	2400	00	TOILET
9.	AD1	600	1900	600	SHIFT DOOR
10.	AD2	2000	2400	00	MULTI PURPOSE HALL
WINDOWS					
W1	1500	1800	1500	STAIRCASE BEDROOM KITCHEN	
W2	600	1000	1500	CORRIDOR	
W3	1500	1500	1500	CORRIDOR	
W4	2400	1500	1500	CORRIDOR	

PLUMBING LEGEND	
1	110 (OD) uPVC SOIL VERTICAL & VENT PIPE
2	160 (OD) uPVC SOIL VERTICAL & VENT PIPE
3	110 (OD) uPVC WASTE VERTICAL & VENT PIPE
4	160 (OD) uPVC WASTE VERTICAL & VENT PIPE
5	75 (OD) uPVC ANTI SYPHONAGE PIPE
6	COLD WATER SUPPLY PIPE FROM HYDRO-PNEUMATIC SYSTEM
7	COLD WATER SUPPLY PIPE FROM O.H. TANK
8	FLUSHING WATER SUPPLY PIPE FROM O.H. TANK
9	SOLAR HOT WATER SUPPLY PIPE FOR KITCHEN
10	TOILET EXHAUST DUCT SIZE = 200 DIA
11	KITCHEN EXHAUST DUCT SIZE = 150 DIA
12	TOILET EXHAUST DUCT SIZE = 150 DIA
13	160 OD uPVC RAIN WATER PIPE FROM TERRACE
14	210 OD uPVC RAIN WATER PIPE
15	110 OD uPVC RAIN WATER PIPE FROM BALCONY / TERRACE
16	DOMESTIC WATER SUPPLY RISER PIPE TO DHT
17	FLUSHING WATER SUPPLY RISER PIPE TO DHT
18	SOFT WATER SUPPLY RISER PIPE TO DHT
19	10000 FIRE HYDRANT RISER PIPE
20	1500 SPRINKLER RISER PIPE
21	800 SPRINKLER DRAIN PIPE
22	11000 SPRINKLER MAKE UP PIPE
23	FLOOR TRAP 110x110mm (uPVC SWR P-TRAP) WITH S GRATING WITH S.S GRATING
24	40 (OD) uPVC PIPE
25	63 (OD) uPVC PIPE
26	FT TO V STACK 110 (OD) uPVC PIPE
27	WC TO V STACK 110 (OD) uPVC PIPE
28	150X150MM CUTOFF FOR FT & WC PIPE
29	100X100MM CUTOFF FOR FD PIPE
30	50X50MM CUTOFF FOR WB PIPE



SEVENTH FLOOR PLAN (LVL. +27050)



REVISED BUILDING PLAN OF COMMERCIAL COLONY
 MEASURING 2.893 ACRES (LICENSE NO. 34 OF 2012 DATED
 15-4-2012) IN SECTOR 70, GURGAON MANESAR URBAN
 COMPLEX BEING DEVELOPED BY SHINE BUILDCON PVT. LTD.

DRAWING TITLE	SEVENTH FLOOR PLAN
DRAWING NO.	10516DUSUBA-09
NORTH	
REVISION	RO
DATE	04.05.2017

ARCHITECT'S SIGN.

OWNER'S SIGN.

STATE PANGLOSS PVT. LTD.
 PANGLOSS PVT. LTD.

THE PRIME INTELLIGENCE PVT. LTD.
 Primi

F.O. (HO)
 RES. ENGR.
ACPL
 ARCHITECTS
 Check and Seal as for Public Health
 The official seal is subject to commence in
 force from 15.04.2012 to 15.04.2017
 115, SAHAYANagar,
 Sector 70, Gurgaon, Haryana
 ACPL Design Ltd
 HUDA, Phase 1, Sector 14, Gurgaon
 P-14111, Gurgaon

SCHEDULE FOR DOOR WINDOW OPENINGS				
NO.	TYPE	WIDTH	HEIGHT	LOCATION
1.	FD1	1000	2400	STAIRCASE
2.	FD2	800	2000	LV SHAFT
3.	FD3	1000	2200	LV SHAFT
4.	FD4	1800	2400	LV SHAFT
5.	FD5	1800	2400	LV SHAFT
6.	DN1	2400	2700	STAIRCASE
7.	DN2	1800	2700	STAIRCASE
8.	DN3	1800	2700	STAIRCASE
9.	AD1	800	1800	SHUTTLE DOOR
10.	AD2	2000	2400	MULTI PURPOSE HALL

WINDOWS				
NO.	TYPE	WIDTH	HEIGHT	LOCATION
W1	1500	1800	1500	STAIRCASE BEDROOM KITCHEN
W2	800	1800	1500	STAIRCASE BEDROOM KITCHEN
W3	1800	1800	1500	STAIRCASE BEDROOM KITCHEN
W4	2400	1800	1500	STAIRCASE BEDROOM KITCHEN

PRODUCED BY AN AUTODESK EDUCATIONAL PRODUCT

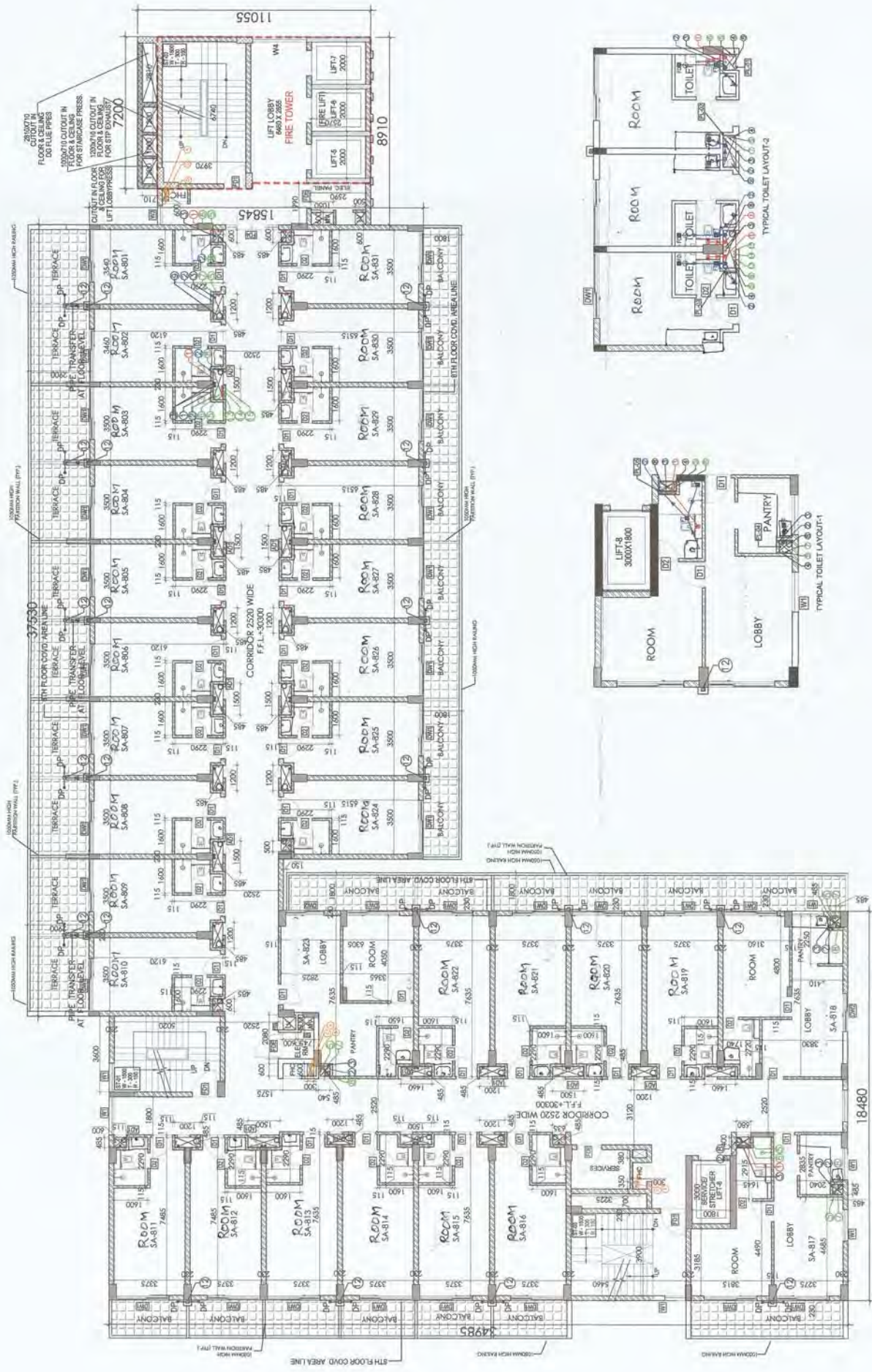
PLUMBING LEGEND	
①	110 (OD) UPVC SOIL VERTICAL & VENT PIPE
②	160 (OD) UPVC SOIL VERTICAL & VENT PIPE
③	110 (OD) UPVC WASTE VERTICAL & VENT PIPE
④	160 (OD) UPVC WASTE VERTICAL & VENT PIPE
⑤	75 (OD) UPVC ANTI SYPHONAGE PIPE
⑥	COLD WATER SUPPLY PIPE FROM HYDROMETRIC SYSTEM
⑦	COLD WATER SUPPLY PIPE FROM O.H. TANK
⑧	FLUSHING WATER SUPPLY PIPE FROM O.H. TANK
⑨	SOLAR HOT WATER SUPPLY PIPE FOR KITCHEN
⑩	TOILET EXHAUST DUCT SIZE = 200 DIA
⑪	KITCHEN EXHAUST DUCT SIZE = 250 DIA
⑫	TOILET EXHAUST DUCT SIZE = 150 DIA
⑬	160 OD UPVC RAIN WATER PIPE FROM TERRACE
⑭	210 OD UPVC RAIN WATER PIPE
⑮	110 OD UPVC RAIN WATER PIPE FROM BALCONY/TERRACE
⑯	DOMESTIC WATER SUPPLY RISER PIPE TO OHT
⑰	FLUSHING WATER SUPPLY RISER PIPE TO OHT
⑱	SOFT WATER SUPPLY RISER PIPE TO OHT
A	1500 FIRE HYDRANT RISER PIPE
B	1500 SPRINKLER RISER PIPE
C	800 SPRINKLER DRAIN PIPE
D	1500 SPRINKLER INAKE (UP) PIPE
⊗	FT FLOOR TRAP 110X110mm (UPVC SWR P TRAP) WITH S.S GRATING
●	FD FLOOR DRAIN (110X63mm) WITH S.S GRATING
WB TO FT	40 (OD) UPVC PIPE
FD TO FT	63 (OD) UPVC PIPE
FT TO VSTACK	110 (OD) UPVC PIPE
WC TO VSTACK	110 (OD) UPVC PIPE
⊠	150X150MM CUTOFF FOR FT & WC PIPE
⊞	100X100MM CUTOFF FOR FD PIPE
⊞	50X50MM CUTOFF FOR WB PIPE

ACPL (RAJIV M. B. SINGH) 800-999-9900

ACPL Design, ETC. 1105180SUBIA-10

Member B.P.C. (RAJIV M. B. SINGH)

ACPL Design, ETC. 1105180SUBIA-10



EIGHTH FLOOR PLAN

REVISED BUILDING PLAN OF COMMERCIAL COLONY MEASURING 2.893 ACRES (LICENSE NO. 34 OF 2012 DATED 15-4-2012) IN SECTOR 70, GURGAON MANESAR URBAN COMPLEX BEING DEVELOPED BY SHINE BUILDCON PVT. LTD.

DRAWING TITLE	EIGHTH FLOOR PLAN
DRAWING NO.	1105180SUBIA-10
REVISION	RD
DATE	29-05-2017
SCALE	1:100

OWNERS SIGN: *Shine Buildcon Pvt. Ltd.*

ARCHITECTS SIGN: *ACPL Design, ETC.*

9th 10th

SCHEDULE FOR DOOR WINDOW OPENINGS

NO.	TYPE	WIDTH	HEIGHT	CHL	LINTEL	LOCATION	REMARKS
1.	FTN	1000	2400	00	2400	STAIRCASE	2H FIRE RATED DOOR
2.	FD	800	2250	100	2400	L/ SHUTT	1H FIRE RATED DOOR
3.	FD	1000	2250	100	2400	LV SHUTT	1H FIRE RATED DOOR
4.	FD	1000	2250	100	2400	L/ SHUTT	2H FIRE RATED DOOR
5.	FD	1000	2250	100	2400	L/ SHUTT	2H FIRE RATED DOOR
6.	FD	1000	2250	100	2400	L/ SHUTT	2H FIRE RATED DOOR
7.	DT	2400	2700	00	2400	ELECTRICAL ROOM	1H FIRE RATED DOOR
8.	DT	2400	2700	00	2400	BEHIND CORRIDOR	
9.	DT	1000	2700	00	2400	BEHIND CORRIDOR	
10.	DT	1000	2700	00	2400	BEHIND CORRIDOR	
11.	DT	1000	2700	00	2400	BEHIND CORRIDOR	
12.	DT	1000	2700	00	2400	BEHIND CORRIDOR	
13.	DT	1000	2700	00	2400	BEHIND CORRIDOR	
14.	DT	1000	2700	00	2400	BEHIND CORRIDOR	
15.	DT	1000	2700	00	2400	BEHIND CORRIDOR	
16.	DT	1000	2700	00	2400	BEHIND CORRIDOR	
17.	DT	1000	2700	00	2400	BEHIND CORRIDOR	
18.	DT	1000	2700	00	2400	BEHIND CORRIDOR	
19.	DT	1000	2700	00	2400	BEHIND CORRIDOR	
20.	DT	1000	2700	00	2400	BEHIND CORRIDOR	
21.	DT	1000	2700	00	2400	BEHIND CORRIDOR	
22.	DT	1000	2700	00	2400	BEHIND CORRIDOR	
23.	DT	1000	2700	00	2400	BEHIND CORRIDOR	
24.	DT	1000	2700	00	2400	BEHIND CORRIDOR	
25.	DT	1000	2700	00	2400	BEHIND CORRIDOR	
26.	DT	1000	2700	00	2400	BEHIND CORRIDOR	
27.	DT	1000	2700	00	2400	BEHIND CORRIDOR	
28.	DT	1000	2700	00	2400	BEHIND CORRIDOR	
29.	DT	1000	2700	00	2400	BEHIND CORRIDOR	
30.	DT	1000	2700	00	2400	BEHIND CORRIDOR	
31.	DT	1000	2700	00	2400	BEHIND CORRIDOR	
32.	DT	1000	2700	00	2400	BEHIND CORRIDOR	
33.	DT	1000	2700	00	2400	BEHIND CORRIDOR	
34.	DT	1000	2700	00	2400	BEHIND CORRIDOR	
35.	DT	1000	2700	00	2400	BEHIND CORRIDOR	
36.	DT	1000	2700	00	2400	BEHIND CORRIDOR	
37.	DT	1000	2700	00	2400	BEHIND CORRIDOR	
38.	DT	1000	2700	00	2400	BEHIND CORRIDOR	
39.	DT	1000	2700	00	2400	BEHIND CORRIDOR	
40.	DT	1000	2700	00	2400	BEHIND CORRIDOR	
41.	DT	1000	2700	00	2400	BEHIND CORRIDOR	
42.	DT	1000	2700	00	2400	BEHIND CORRIDOR	
43.	DT	1000	2700	00	2400	BEHIND CORRIDOR	
44.	DT	1000	2700	00	2400	BEHIND CORRIDOR	
45.	DT	1000	2700	00	2400	BEHIND CORRIDOR	
46.	DT	1000	2700	00	2400	BEHIND CORRIDOR	
47.	DT	1000	2700	00	2400	BEHIND CORRIDOR	
48.	DT	1000	2700	00	2400	BEHIND CORRIDOR	
49.	DT	1000	2700	00	2400	BEHIND CORRIDOR	
50.	DT	1000	2700	00	2400	BEHIND CORRIDOR	
51.	DT	1000	2700	00	2400	BEHIND CORRIDOR	
52.	DT	1000	2700	00	2400	BEHIND CORRIDOR	
53.	DT	1000	2700	00	2400	BEHIND CORRIDOR	
54.	DT	1000	2700	00	2400	BEHIND CORRIDOR	
55.	DT	1000	2700	00	2400	BEHIND CORRIDOR	
56.	DT	1000	2700	00	2400	BEHIND CORRIDOR	
57.	DT	1000	2700	00	2400	BEHIND CORRIDOR	
58.	DT	1000	2700	00	2400	BEHIND CORRIDOR	
59.	DT	1000	2700	00	2400	BEHIND CORRIDOR	
60.	DT	1000	2700	00	2400	BEHIND CORRIDOR	
61.	DT	1000	2700	00	2400	BEHIND CORRIDOR	
62.	DT	1000	2700	00	2400	BEHIND CORRIDOR	
63.	DT	1000	2700	00	2400	BEHIND CORRIDOR	
64.	DT	1000	2700	00	2400	BEHIND CORRIDOR	
65.	DT	1000	2700	00	2400	BEHIND CORRIDOR	
66.	DT	1000	2700	00	2400	BEHIND CORRIDOR	
67.	DT	1000	2700	00	2400	BEHIND CORRIDOR	
68.	DT	1000	2700	00	2400	BEHIND CORRIDOR	
69.	DT	1000	2700	00	2400	BEHIND CORRIDOR	
70.	DT	1000	2700	00	2400	BEHIND CORRIDOR	
71.	DT	1000	2700	00	2400	BEHIND CORRIDOR	
72.	DT	1000	2700	00	2400	BEHIND CORRIDOR	
73.	DT	1000	2700	00	2400	BEHIND CORRIDOR	
74.	DT	1000	2700	00	2400	BEHIND CORRIDOR	
75.	DT	1000	2700	00	2400	BEHIND CORRIDOR	
76.	DT	1000	2700	00	2400	BEHIND CORRIDOR	
77.	DT	1000	2700	00	2400	BEHIND CORRIDOR	
78.	DT	1000	2700	00	2400	BEHIND CORRIDOR	
79.	DT	1000	2700	00	2400	BEHIND CORRIDOR	
80.	DT	1000	2700	00	2400	BEHIND CORRIDOR	
81.	DT	1000	2700	00	2400	BEHIND CORRIDOR	
82.	DT	1000	2700	00	2400	BEHIND CORRIDOR	
83.	DT	1000	2700	00	2400	BEHIND CORRIDOR	
84.	DT	1000	2700	00	2400	BEHIND CORRIDOR	
85.	DT	1000	2700	00	2400	BEHIND CORRIDOR	
86.	DT	1000	2700	00	2400	BEHIND CORRIDOR	
87.	DT	1000	2700	00	2400	BEHIND CORRIDOR	
88.	DT	1000	2700	00	2400	BEHIND CORRIDOR	
89.	DT	1000	2700	00	2400	BEHIND CORRIDOR	
90.	DT	1000	2700	00	2400	BEHIND CORRIDOR	
91.	DT	1000	2700	00	2400	BEHIND CORRIDOR	
92.	DT	1000	2700	00	2400	BEHIND CORRIDOR	
93.	DT	1000	2700	00	2400	BEHIND CORRIDOR	
94.	DT	1000	2700	00	2400	BEHIND CORRIDOR	
95.	DT	1000	2700	00	2400	BEHIND CORRIDOR	
96.	DT	1000	2700	00	2400	BEHIND CORRIDOR	
97.	DT	1000	2700	00	2400	BEHIND CORRIDOR	
98.	DT	1000	2700	00	2400	BEHIND CORRIDOR	
99.	DT	1000	2700	00	2400	BEHIND CORRIDOR	
100.	DT	1000	2700	00	2400	BEHIND CORRIDOR	



NINTH & TENTH FLOOR PLAN

PRODUCED BY AN AUTODESK EDUCATIONAL PRODUCT

PLUMBING LEGEND

1	110 (00) UPVC SOIL VERTICAL & VENT PIPE
1A	160 (00) UPVC SOIL VERTICAL & VENT PIPE
2	110 (00) UPVC WASTE VERTICAL & VENT PIPE
2A	160 (00) UPVC WASTE VERTICAL & VENT PIPE
3	75 (00) UPVC ANTI SYPHONAGE PIPE
4	COLD WATER SUPPLY PIPE FROM HYDROUNMETRIC SYSTEM
5	COLD WATER SUPPLY PIPE FROM O.H.TANK
6	FLUSHING WATER SUPPLY PIPE FROM O.H. TANK
7	SOLAR HOT WATER SUPPLY PIPE FOR KITCHEN
8	TOILET EXHAUST DUCT SIZE = 200 DIA
9	KITCHEN EXHAUST DUCT SIZE = 250 DIA
10	TOILET EXHAUST DUCT SIZE = 150 DIA
11	160 (00) UPVC RAIN WATER PIPE FROM TERRACE
12	210 (00) UPVC RAIN WATER PIPE
13	110 (00) UPVC RAIN WATER PIPE FROM BALCONY / TERRACE
14	DOMESTIC WATER SUPPLY RISER PIPE TO OHT
15	FLUSHING WATER SUPPLY RISER PIPE TO OHT
16	SOFT WATER SUPPLY RISER PIPE TO OHT
A	150B PIPE (HYDRANT RISER PIPE)
B	150B SPRINKLER RISER PIPE
C	R90 SPRINKLER DRAIN PIPE
D	150B SPRINKLER MAKE UP PIPE
FT	FLOOR TRAP 110X110mm (UPVC SWR P-TRAP) WITH S.S GRATING
FD	FLOOR DRAIN 110X83mm WITH S.S GRATING
WB TO FT	40 (00) UPVC PIPE
FD TO FT	83 (00) UPVC PIPE
FT TO V STACK	110 (00) UPVC PIPE
WC TO V STACK	110 (00) UPVC PIPE
FT	150X150MM CUTOOUT FOR FT. & WC PIPE
FT	100X100MM CUTOOUT FOR FD PIPE
FT	50X50MM CUTOOUT FOR WB PIPE

ACPL (RAJASTHAN) S.D. (RAJASTHAN) A.D.

ACPL Design Ltd

118336

Member B.P.C.

ARCHITECTS SIGN: RAJWANT SINGH

OWNERS SIGN: SHINE BUILDCON PVT. LTD.

DRAWING NO: 101160SUB/A-11


REVISION: R0

DATE: 29-05-2017

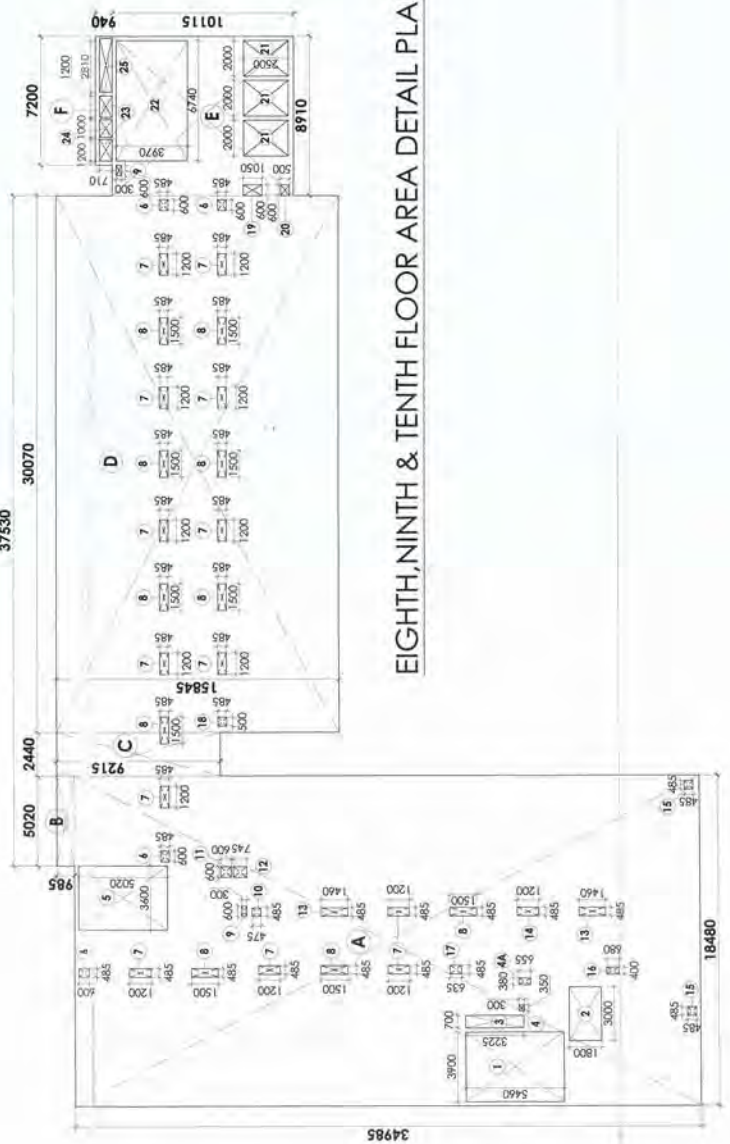
SCALE: 1:100

PRODUCED BY AN AUTODESK EDUCATIONAL PRODUCT

REVISED BUILDING PLAN OF COMMERCIAL COLONY MEASURING 2.893 ACRES (LICENSE NO. 34 OF 2012 DATED 15-4-2012) IN SECTOR 70, GURGAON MANESAR URBAN COMPLEX BEING DEVELOPED BY SHINE BUILDCON PVT. LTD.



FIFTH, SIXTH & SEVENTH FLOOR AREA DETAIL PLAN



EIGHTH, NINTH & TENTH FLOOR AREA DETAIL PLAN

FIFTH, SIXTH & SEVENTH FLOOR AREA CHART

S. NO.	LENGTH L (M)	BREADTH B (M)	AREA L X B (SQM)	Nos.	AREA (SQM.)
A	18.48	34.985	646.523	1	646.52
B	5.02	2.085	10.467	1	10.47
C	2.44	10.315	25.169	1	25.17
D	30.07	16.945	509.536	1	509.54
E	8.91	10.115	90.125	1	90.12
F	7.20	0.94	6.768	1	6.77
TOTAL (A)					1288.59

DEDUCTION

S. NO.	LENGTH L (M)	BREADTH B (M)	AREA L X B (SQM)	Nos.	AREA (SQM.)
1	3.90	5.46	21.294	1	21.29
2	3.00	1.8	5.400	1	5.40
3	0.70	3.225	2.258	1	2.26
4	0.35	0.3	0.105	1	0.11
4A	0.38	0.655	0.249	1	0.25
5	3.60	5.02	18.072	1	18.07
6	0.49	0.6	0.291	4	1.16
7	0.49	1.2	0.582	13	7.57
8	0.49	1.5	0.728	10	7.28
9	0.60	0.3	0.180	2	0.36
10	0.49	0.54	0.262	1	0.26
11	0.60	0.6	0.360	1	0.36
12	0.60	0.745	0.447	1	0.45
13	0.49	1.46	0.708	2	1.42
14	0.49	1.2	0.582	1	0.58
15	0.49	0.485	0.235	2	0.47
16	0.40	0.48	0.272	1	0.27
17	0.49	0.635	0.308	1	0.31
18	0.50	0.485	0.243	1	0.24
19	0.60	1.05	0.630	1	0.63
20	0.60	0.5	0.300	1	0.30
21	2.00	2.5	5.000	3	15.00
22	6.74	3.97	26.758	1	26.76
23	1.20	0.71	0.852	2	1.70
24	1.00	0.71	0.710	1	0.71
25	2.81	0.71	1.995	1	2.00
TOTAL DEDUCTION (B)					115.20

TOTAL F.A.R. AT FIFTH, SIXTH & SEVENTH FLOOR (A - B)

1288.59	115.20	1173.39
----------------	---------------	----------------

EIGHTH, NINTH & TENTH FLOOR AREA CHART

S. NO.	LENGTH L (M)	BREADTH B (M)	AREA L X B (SQM)	Nos.	AREA (SQM.)
A	18.48	34.99	646.523	1	646.52
B	5.02	0.99	4.945	1	4.94
C	2.44	9.22	22.485	1	22.48
D	30.07	15.85	476.459	1	476.46
E	8.91	10.12	90.125	1	90.12
F	7.20	0.94	6.768	1	6.77
TOTAL (A)					1247.30

DEDUCTION

S. NO.	LENGTH L (M)	BREADTH B (M)	AREA L X B (SQM)	Nos.	AREA (SQM.)
1	3.90	5.46	21.294	1	21.29
2	3.00	1.80	5.400	1	5.40
3	0.70	3.23	2.258	1	2.26
4	0.35	0.30	0.105	1	0.11
4A	0.38	0.66	0.249	1	0.25
5	3.60	5.02	18.072	1	18.07
6	0.60	0.49	0.291	4	1.16
7	1.20	0.49	0.582	13	7.57
8	0.49	1.50	0.728	10	7.28
9	0.60	0.30	0.180	2	0.36
10	0.49	0.48	0.230	1	0.23
11	0.60	0.60	0.360	1	0.36
12	0.60	0.75	0.447	1	0.45
13	0.49	1.46	0.708	2	1.42
14	0.49	1.20	0.582	1	0.58
15	0.49	0.49	0.235	2	0.47
16	0.40	0.68	0.272	1	0.27
17	0.49	0.64	0.308	1	0.31
18	0.50	0.49	0.243	1	0.24
19	0.60	1.05	0.630	1	0.63
20	0.60	0.50	0.300	1	0.30
21	2.00	2.50	5.000	3	15.00
22	6.74	3.97	26.758	1	26.76
23	1.20	0.71	0.852	2	1.70
24	1.00	0.71	0.710	1	0.71
25	2.81	0.71	1.995	1	2.00
TOTAL DEDUCTION (B)					115.17

TOTAL F.A.R. AT EIGHTH, NINTH & TENTH FLOOR (A - B)

1247.30	115.17	1132.14
----------------	---------------	----------------

118 580
Oct 28/16/2017

ACPL
ARCHITECTS
PVT. LTD.
REGISTERED ARCHITECTS
G.A.67/10467

ISO 9001:2008
Architectural
Planning

ACPL
ARCHITECTS
PVT. LTD.
REGISTERED ARCHITECTS
G.A.67/10467

ARCHITECTS SIGN:
[Signature]

OWNERS SIGN:
[Signature]

DRAWING TITLE:
5TH, 6TH, 7TH, 8TH, 9TH, 10TH FLOOR
AREA DETAIL PLAN

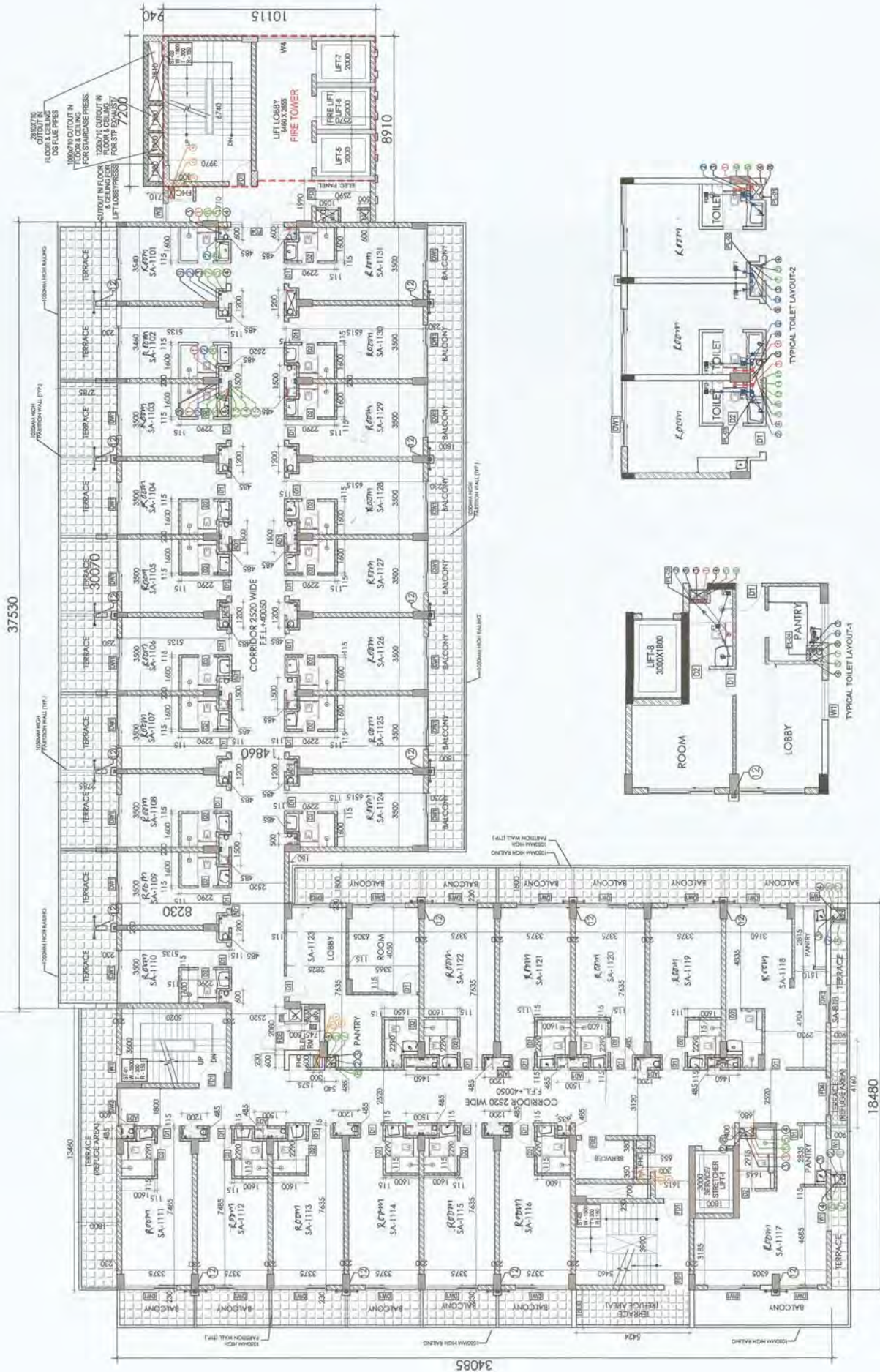
DRAWING NO.:
105160/SUBA-05A

REVISION:
R0

DATE:
29-05-2017

SCALE:
1:200

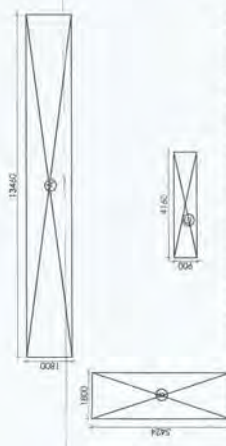
REVISED BUILDING PLAN OF COMMERCIAL COLONY
MEASURING 2.893 ACRES (LICENSE NO. 34 OF 2012 DATED
15-4-2012) IN SECTOR 70, GURGAON MANESAR URBAN
COMPLEX BEING DEVELOPED BY SHINE BUILDCON PVT. LTD.



ELEVENTH FLOOR PLAN

SL. NO.	SHAPE	LENGTH L (M.)	BREADTH B (M.)	AREA LxB (SQM)	COUNTS	TOTAL AREA ANN (SQM)
A	Rectangle	13.46	1.58	21.27	1	21.27
B	Rectangle	1.80	5.424	9.763	1	9.763
C	Rectangle	4.15	0.90	3.740	1	3.740
TOTAL						37.773

TOTAL REFUGEE AREA PROVIDED AT 11TH FLOOR LEVEL=37.731 SQM.



AREA DIAGRAM FOR REFUGEE AREA AT 11TH FLOOR

SCHEDULE FOR DOOR WINDOW OPENINGS						
NO.	TYPE	WIDTH	HEIGHT	CLL	LOCATION	REMARKS
1.	FD1	1200	2400	00	STAIRCASE	2H FIRE RATED DOOR
2.	FD2	600	2250	150	LV SHAFT	1H FIRE RATED DOOR
3.	FD3	1500	2250	150	MV SHAFT	1H FIRE RATED DOOR
4.	FD4	1800	2400	00	LIFT LOBBY	2H FIRE RATED DOOR
5.	FD5	1200	2400	00	ELECTRICAL ROOM	1H FIRE RATED DOOR
6.	DW1	2400	2700	00	STAIRCASE	GLASS DOOR
7.	DW2	1800	2700	00	STAIRCASE	GLASS DOOR
8.	DT	1000	2400	00	ENTRY DOOR	
9.	AD1	600	1800	600	TOILET	
10.	OD	2000	2400	00	SHOFT DOOR	
11.	OD	2000	2400	00	SHOFT DOOR	
12.	OD	2000	2400	00	SHOFT DOOR	
13.	OD	2000	2400	00	SHOFT DOOR	
14.	OD	2000	2400	00	SHOFT DOOR	
15.	OD	2000	2400	00	SHOFT DOOR	
16.	OD	2000	2400	00	SHOFT DOOR	
17.	OD	2000	2400	00	SHOFT DOOR	
18.	OD	2000	2400	00	SHOFT DOOR	
19.	OD	2000	2400	00	SHOFT DOOR	
20.	OD	2000	2400	00	SHOFT DOOR	

PLUMBING LEGEND	
1	110 (OD) UPVC SOL. VERTICAL & VENT PIPE
1B	160 (OD) UPVC SOL. VERTICAL & VENT PIPE
2	110 (OD) UPVC WASTE VERTICAL & VENT PIPE
2B	160 (OD) UPVC WASTE VERTICAL & VENT PIPE
3	75 (OD) UPVC ANTI SYPHONAGE PIPE
4	COLD WATER SUPPLY PIPE FROM HYDRO-PNEUMATIC SYSTEM
5	COLD WATER SUPPLY PIPE FROM O.H. TANK
6	FLUSHING WATER SUPPLY PIPE FROM O.H. TANK
7	SOLAR HOT WATER SUPPLY PIPE FOR KITCHEN
8	TOILET EXHAUST DUCT SIZE = 200 DIA
9	KITCHEN EXHAUST DUCT SIZE = 250 DIA
10	TOILET EXHAUST DUCT SIZE = 150 DIA
11	160 (OD) UPVC RAIN WATER PIPE FROM TERRACE
11B	210 (OD) UPVC RAIN WATER PIPE
12	110 (OD) UPVC RAIN WATER PIPE FROM BALCONY / TERRACE
13	DOMESTIC WATER SUPPLY RISER PIPE TO OHT
14	FLUSHING WATER SUPPLY RISER PIPE TO OHT
15	SOFT WATER SUPPLY RISER PIPE TO OHT
A	1000 FIRE HYDRANT RISER PIPE
B	1500 SPRINKLER RISER PIPE
C	R40 SPRINKLER DRAIN PIPE
D	1000 SPRINKLER MAKE UP PIPE
FT	FLOOR TRAP 110X110mm (UPVC SWP P. TRAP) WITH S.S. GRATING
FD	FLOOR DRAIN (110x83mm) WITH S.S. GRATING
WB TO FT	40 (OD) UPVC PIPE
FD TO FT	83 (OD) UPVC PIPE
FT TO V. STACK	110 (OD) UPVC PIPE
WC TO V. STACK	110 (OD) UPVC PIPE
150X150MM	150X150MM OUTLET FOR FT & WC PIPE
100X100MM	100X100MM OUTLET FOR FD PIPE
50X50MM	50X50MM OUTLET FOR WB PIPE

F.O. (HO)
 D.F.S. PKL
 Member B.P.C.

ACPL
 (AIR BASE)
 115-56
 ACPL Design Ltd
 Member B.P.C.

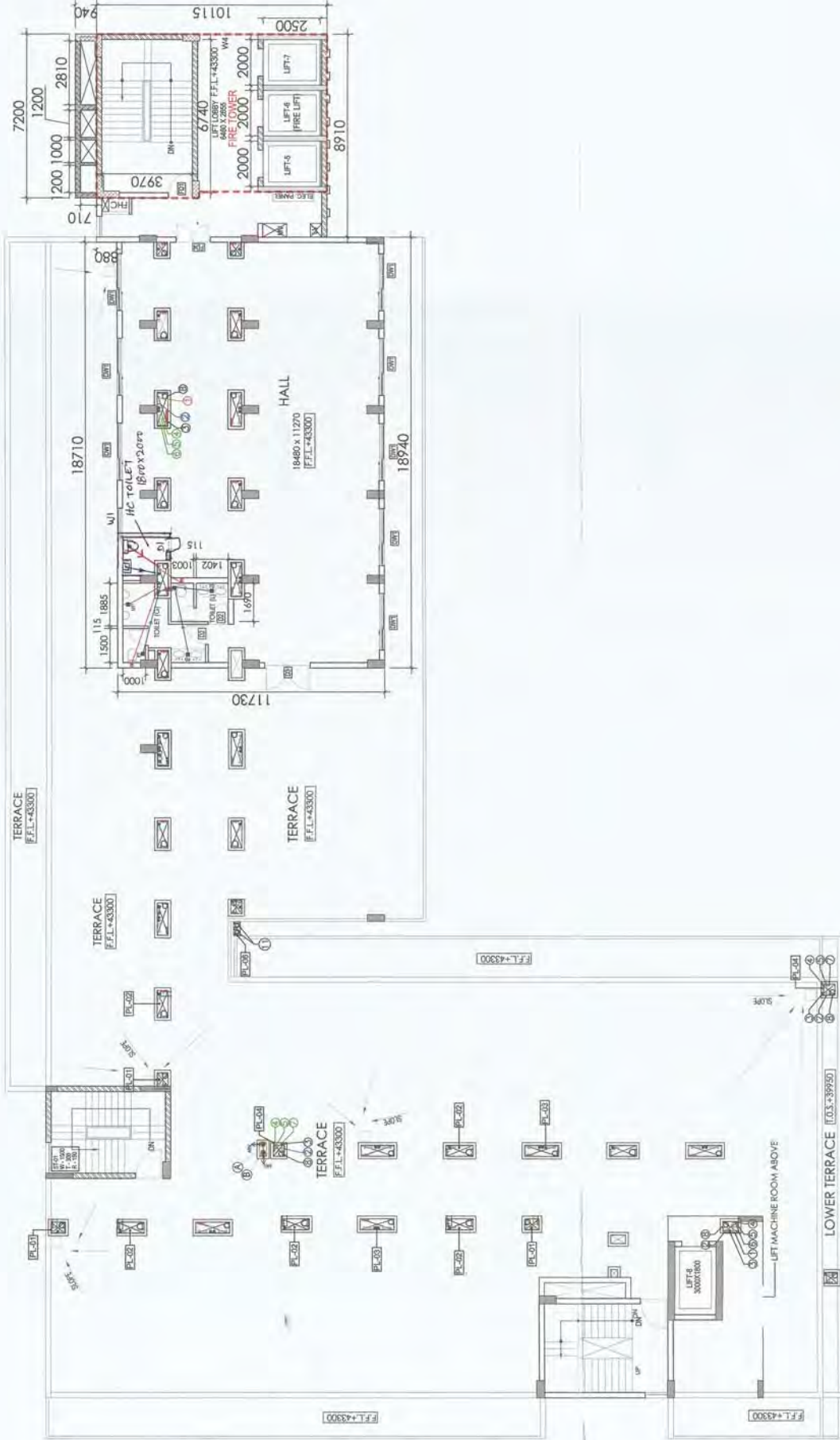
ARCHITECT'S SIGN:
 OWNERS SIGN:
 REVISED R0
 DATE 29-05-2017
 SCALE 1:100

DRAWING TITLE
ELEVENTH FLOOR PLAN
 DRAWING NO.
 105160SUB/A-12
 NORTH:

SHINE BUILDCON PVT. LTD.
 REVISED R0
 DATE 29-05-2017
 SCALE 1:100

REVISED BUILDING PLAN OF COMMERCIAL COLONY
 MEASURING 2.893 ACRES (LICENSE NO. 34 OF 2012 DATED
 15-4-2012) IN SECTOR 70, GURGAON MANESAR URBAN
 COMPLEX BEING DEVELOPED BY SHINE BUILDCON PVT. LTD.

PRODUCED BY AN AUTODESK EDUCATIONAL PRODUCT
 22



TWELFTH FLOOR PLAN
FEL+43400

SCHEDULE FOR DOOR WINDOW OPENINGS

NO.	TYPE	WIDTH	HEIGHT	CILL	LINTEL	LOCATION	REMARKS
1.	FD1	1200	2400	00	2400	STAIRCASE	2H FIRE RATED DOOR
2.	FD2	800	2250	150	2400	LV SHAFT	1H FIRE RATED DOOR
3.	FD3	1500	2250	150	2400	AV SHAFT	1H FIRE RATED DOOR
4.	FD4	1800	2400	00	2400	LIFT LOBBY	2H FIRE RATED DOOR
5.	FD5	1200	2400	00	2400	ELECTRICAL ROOM	1H FIRE RATED DOOR
6.	DW1	2400	2700	00	2400	BOTTLETOP OF BEAM ROOM	
7.	DT	1000	2400	00	2400	BEAM ROOM CORRIDOR	
8.	D2	750	2400	00	2400	TOILET	
9.	AD1	800	1800	600	2400	SHAFT DOOR	
10.	D3	2000	2400	00	2400	MULTI PURPOSE HALL	

WINDOWS	NO.	TYPE	WIDTH	HEIGHT	CILL	LINTEL	LOCATION	REMARKS
W1	1500	1500	1500	1500	1500	1500	STAIRCASE	BEDROOM KITCHEN
W2	800	1500	1500	1500	1500	1500	CORRIDOR	
W3	1800	1500	1500	1500	1500	1500	CORRIDOR	
W4	2400	1500	1500	1500	1500	1500	CORRIDOR	

PLUMBING LEGEND

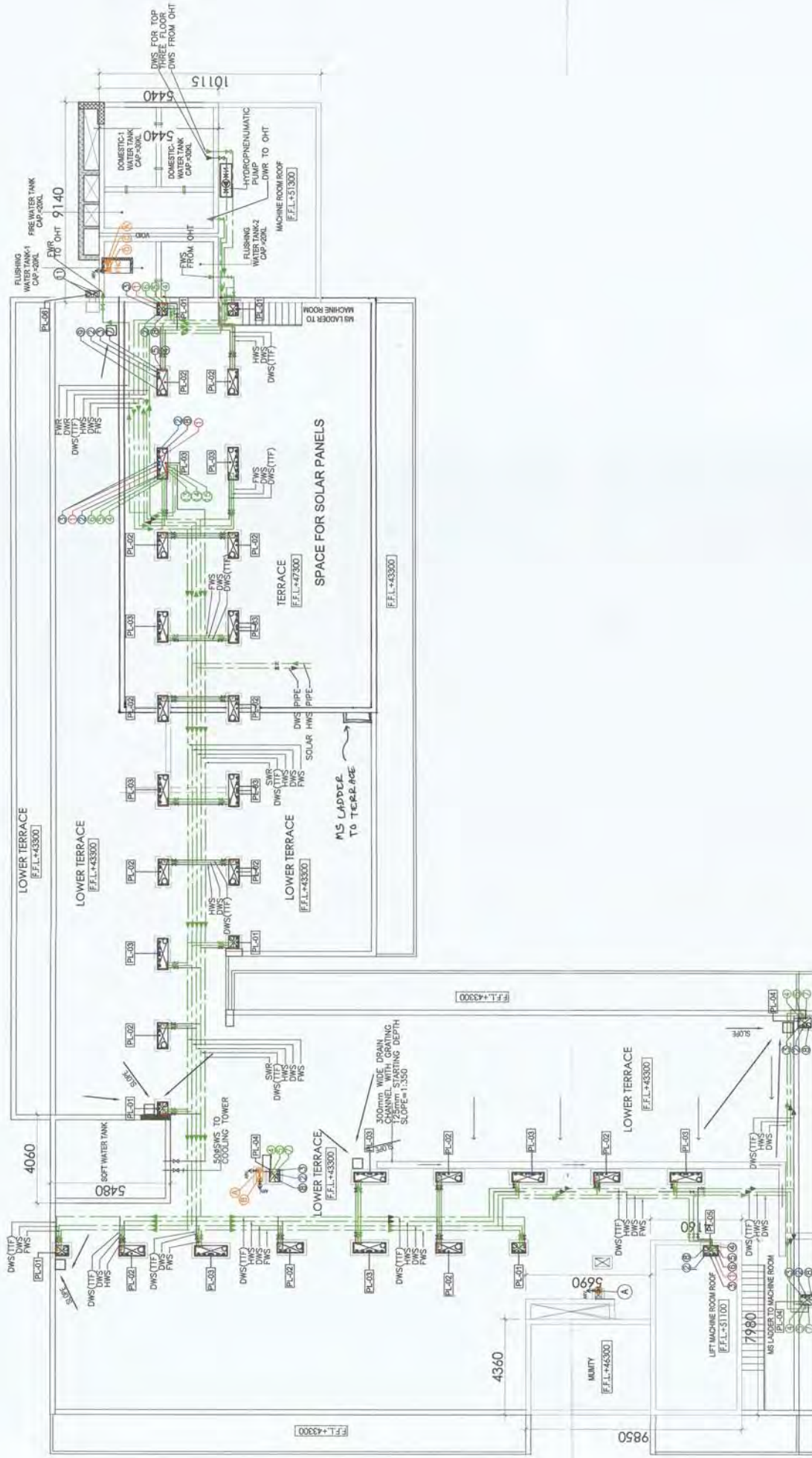
1	110 (OD) UPVC SOIL VERTICAL & VENT PIPE
2	160 (OD) UPVC SOIL VERTICAL & VENT PIPE
3	110 (OD) UPVC WASTE VERTICAL & VENT PIPE
4	160 (OD) UPVC WASTE VERTICAL & VENT PIPE
5	75 (OD) UPVC ANTI SYNPHORAGE PIPE
6	COLD WATER SUPPLY PIPE FROM HYDRO-PNEUMATIC SYSTEM
7	COLD WATER SUPPLY PIPE FROM O.H. TANK
8	FLUSHING WATER SUPPLY PIPE FROM O.H. TANK
9	SOLAR HOT WATER SUPPLY PIPE FOR KITCHEN
10	TOILET EXHAUST DUCT SIZE = 200 DIA
11	KITCHEN EXHAUST DUCT SIZE = 250 DIA
12	TOILET EXHAUST DUCT SIZE = 150 DIA
13	160 OD UPVC RAIN WATER PIPE FROM TERRACE
14	210 OD UPVC RAIN WATER PIPE
15	110 OD UPVC RAIN WATER PIPE FROM BALCONY / TERRACE
16	DOMESTIC WATER SUPPLY RISER PIPE TO OHT
17	FLUSHING WATER SUPPLY RISER PIPE TO OHT
18	SOFT WATER SUPPLY RISER PIPE TO OHT
A	1500 FIRE HYDRANT RISER PIPE
B	1500 SPRINKLER RISER PIPE
C	800 SPRINKLER DRAIN PIPE
D	1500 SPRINKLER MAKE UP PIPE
FT	FLOOR TRAP 110X110mm (UPVC SWC P TRAP) WITH S.S GRATING
FD	FLOOR DRAIN (110X65mm) WITH S.S GRATING
WB TO FT	40 (OD) UPVC PIPE
FD TO FT	63 (OD) UPVC PIPE
FT TO V STACK	110 (OD) UPVC PIPE
WC TO V STACK	110 (OD) UPVC PIPE
150X150MM	CUTOUT FOR FT & WC PIPE
100X100MM	CUTOUT FOR FD PIPE
50X50MM	CUTOUT FOR WB PIPE

ACPL
 (BALVANT SINGH) S.D.
 150 9001 2008
 Architecture
 Planning
 Checked and found ok for Public Health (Internal) Supplied subject to forwarding to Govt. for approval. (17/1/17)
 118.5.26
 ACPL Design & Planning
 www.acpl.com
 F.O. (HO)
 DFS PKL.
 Member B.P.C.

ARCHITECTS SIGN: [Signature]
 OWNERS SIGN: [Signature]
 DRAWING TITLE: TWELFTH FLOOR PLAN
 DRAWING NO.: 1051600/SUBA-13
 NORTH: [North Arrow]
 SCALE: 1:100
 REVISION: RD
 DATE: 29-05-2017

For SHINE BUILDCON PVT. LTD.
 [Signature]

PLUMBING LEGEND	
1	110 (OD) UPVC SOIL, VERTICAL & VENT PIPE
1a	160 (OD) UPVC SOIL, VERTICAL & VENT PIPE
2	110 (OD) UPVC WASTE, VERTICAL & VENT PIPE
2a	160 (OD) UPVC WASTE, VERTICAL & VENT PIPE
3	75 (OD) UPVC ANTI-SYPHONAGE PIPE
4	COLD WATER SUPPLY PIPE FROM HYDRO-PNEUMATIC SYSTEM
5	COLD WATER SUPPLY PIPE FROM O.H. TANK
6	FLUSHING WATER SUPPLY PIPE FROM O.H. TANK
7	SOLAR HOT WATER SUPPLY PIPE FOR KITCHEN
8	TOILET EXHAUST DUCT SIZE = 200 DIA
9	KITCHEN EXHAUST DUCT SIZE = 250 DIA
10	TOILET EXHAUST DUCT SIZE = 150 DIA
11	160 (OD) UPVC RAIN WATER PIPE FROM TERRACE
11a	210 (OD) UPVC RAIN WATER PIPE
12	110 (OD) UPVC RAIN WATER PIPE FROM BALCONY / TERRACE
13	DOMESTIC WATER SUPPLY RISER PIPE TO OHT
14	FLUSHING WATER SUPPLY RISER PIPE TO OHT
15	SOFT WATER SUPPLY RISER PIPE TO OHT
A	1500 FIRE HYDRANT RISER PIPE
B	1500 SPRINKLER RISER PIPE
C	800 SPRINKLER DRAIN PIPE
D	1500 SPRINKLER MAKE UP PIPE
FT	FLOOR TRAP 110X110mm (UPVC) WITH S.S. GRATING
FD	FLOOR DRAIN 110X80mm (UPVC) WITH S.S. GRATING
WB TO FT	40 (OD) UPVC PIPE
FD TO FT	83 (OD) UPVC PIPE
FT TO V/STACK	110 (OD) UPVC PIPE
WC TO V/STACK	110 (OD) UPVC PIPE
☒	150X150MM CUTOFFIT FOR FT & WC PIPE
☒	100X100MM CUTOFFIT FOR FD PIPE
8	50X50MM CUTOFFIT FOR WB PIPE



TERRACE PLAN

REVISED BUILDING PLAN OF COMMERCIAL COLONY
 MEASURING 2.893 ACRES (LICENSE NO. 34 OF 2012 DATED
 15-4-2012) IN SECTOR 70, GURGAON MANESAR URBAN
 COMPLEX BEING DEVELOPED BY SHINE BUILDCON PVT. LTD.

DRAWING TITLE
TERRACE FLOOR PLAN

DRAWING NO.
 105160/SUB/A-14



REVISION
 R0

DATE
 29-05-2017

OWNER'S SIGN-

For SHINE BUILDCON PVT. LTD.
[Signature]
 Director/Chief Signatory

ARCHITECT'S SIGN-

[Signature]

Checked and found ok for Public Health
 (Internal) Services only, subject to comments in
 forwarding letter No. 112/2017 D. 2017/4/17
 112/SSO

Supervising Engineer (HOD)
 HUDN, Panjab

RESISTANCE ARCHITECT
 CA/8770461



ISO 9001:2008
 Architecture
 Planning
ACPL
 ACPL Design Ltd
 2-33 South Gurgaon - 1, Ph. 11 2622799
 Fax: 011 2642028
 E: info@acpldesign.com

REVISED BUILDING PLAN OF COMMERCIAL COLONY MEASURING 2.893 ACRES (LICENSE NO. 34 OF 2012 DATED 15-4-2012) IN SECTOR 70, GURGAON MANESAR URBAN COMPLEX BEING DEVELOPED BY SHINE BUILDCON PVT. LTD.

DRAWING TITLE
11TH, 12TH FLOOR & MUMTY MACHINE ROOM
AREA DETAIL PLAN
DRAWING NO.
105160SUBIA-06A
NORTH-
SCALE-
1:200
REVISION
R0
DATE
29-05-2017

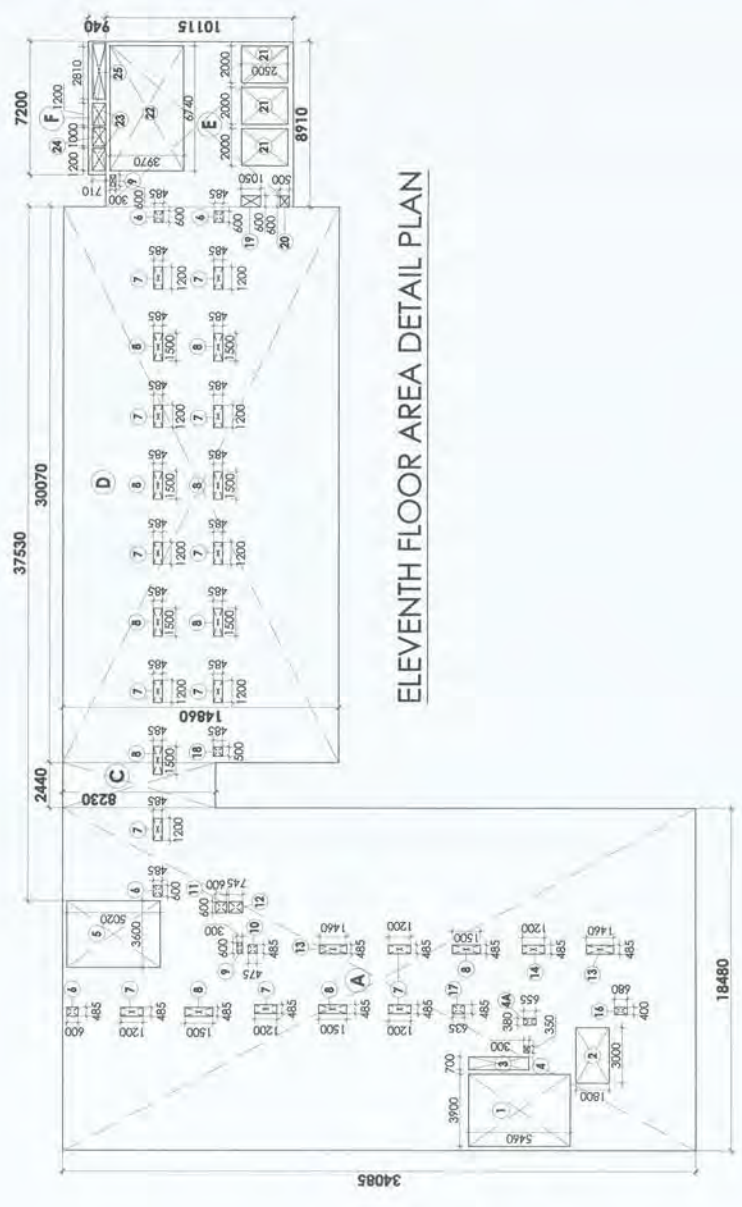
OWNERS SOK-
THE SHINE BUILDCON PVT. LTD.
Director/Asst. Signatory

ARCHITECTS SOK-

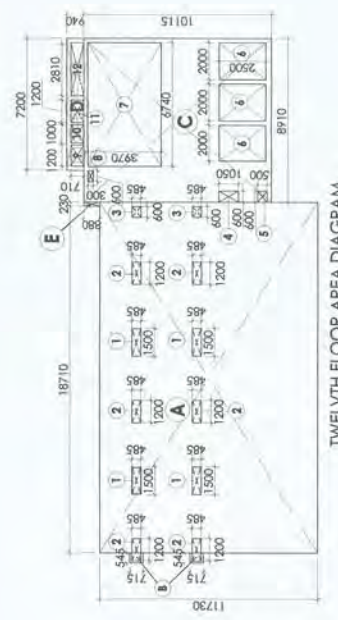
SHANKH MANAV PATEL
REGISTERED ARCHITECT
2012/11/04/1001

ACPL
150 1001-2008
Architectural
Planning
ACPL Design Ltd
4-13 South Extension-1
New Delhi 110048, India
P: +91 11 2462780
F: +91 11 2464376
D: vishal@acpl.com
www.acpl.com

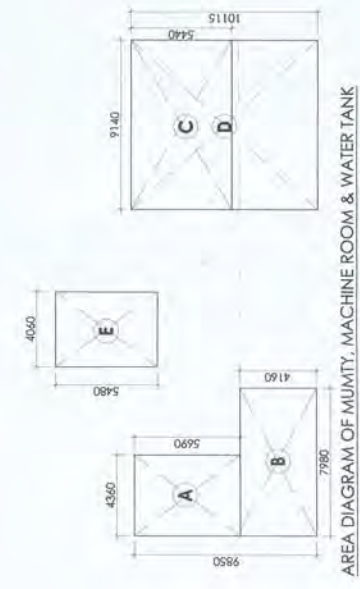
(BALVANT SINGH) S.D.
(RAM AVTAR BASSI) A.C.
F.O. (HQ)
DFS P.K.L.
Member B.P.C.
ATP



ELEVENTH FLOOR AREA DETAIL PLAN



TWELVTH FLOOR AREA DIAGRAM



AREA DIAGRAM OF MUMTY, MACHINE ROOM & WATER TANK

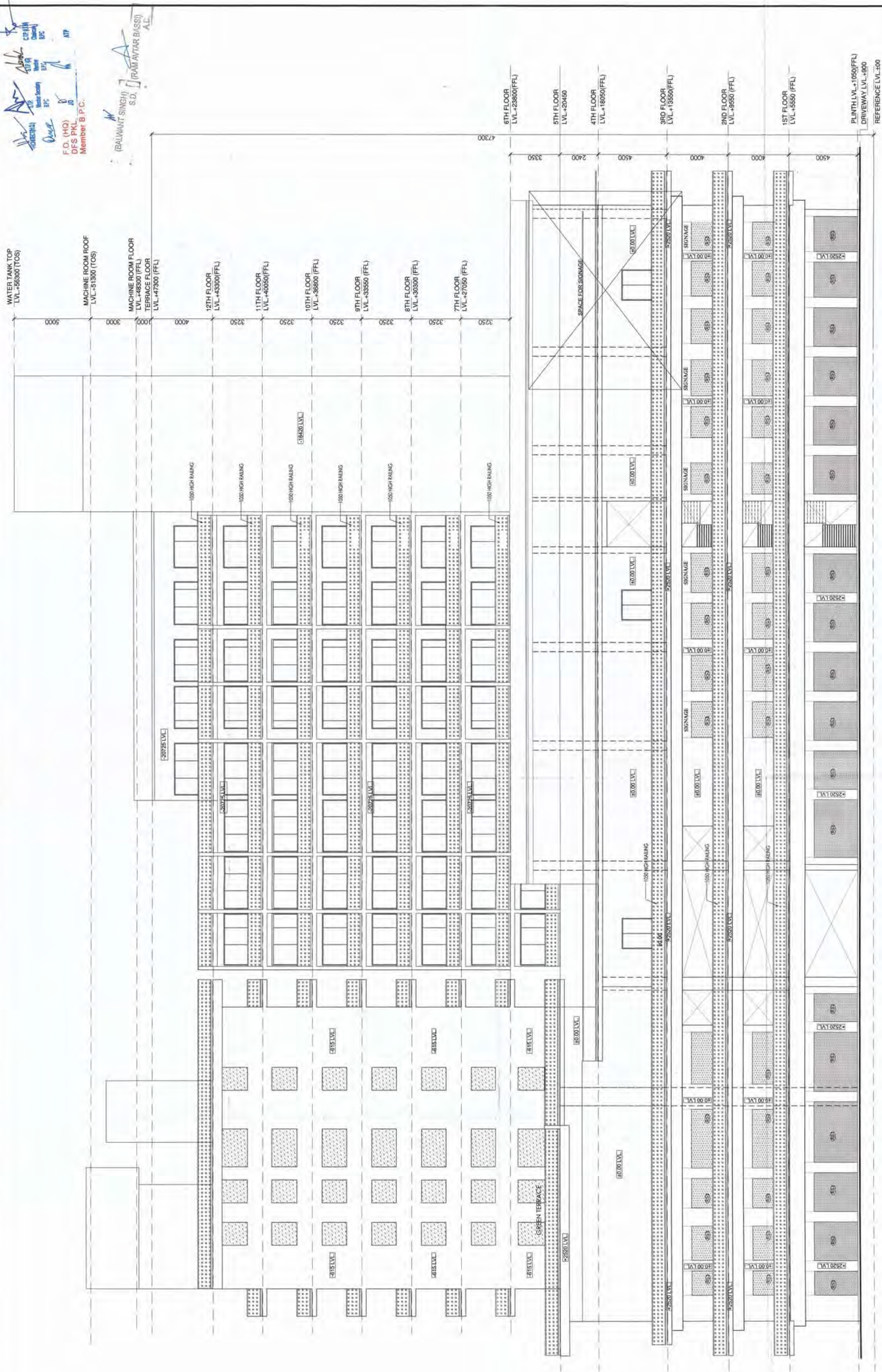
ELEVENTH FLOOR AREA CHART					
S. NO.	LENGTH L (M)	BREADTH B (M)	AREA L X B (SQM)	Nos.	AREA (SQM.)
A	18.48	34.085	629.891	1	629.89
C	2.44	8.23	20.081	1	20.08
D	30.07	14.86	446.840	1	446.84
E	8.91	10.12	90.125	1	90.12
F	7.20	0.94	6.768	1	6.77
TOTAL (A)					1193.70

DEDUCTION					
S. NO.	LENGTH L (M)	BREADTH B (M)	AREA L X B (SQM)	Nos.	AREA (SQM.)
1	3.90	5.46	21.294	1	21.29
2	3.00	1.80	5.400	1	5.40
3	0.70	3.23	2.258	1	2.26
4	0.35	0.30	0.105	1	0.11
4A	0.38	0.66	0.249	1	0.25
5	3.60	5.02	18.072	1	18.07
6	0.60	0.49	0.291	4	1.16
7	1.20	0.49	0.582	13	7.57
8	1.50	0.49	0.728	10	7.28
9	0.60	0.30	0.180	2	0.36
10	0.49	0.48	0.230	1	0.23
11	0.60	0.60	0.360	1	0.36
12	0.60	0.75	0.447	1	0.45
13	0.49	1.46	0.708	2	1.42
14	0.49	1.20	0.582	1	0.58
16	0.40	0.68	0.272	1	0.27
17	0.49	0.64	0.308	1	0.31
18	0.50	0.49	0.243	1	0.24
19	0.60	1.05	0.630	1	0.63
20	0.60	0.50	0.300	1	0.30
21	2.00	2.50	5.000	3	15.00
22	6.74	3.97	26.758	1	26.76
23	1.20	0.71	0.852	2	1.70
24	1.00	0.71	0.710	1	0.71
25	2.81	0.71	1.995	1	2.00
TOTAL DEDUCTION (B)					114.70
TOTAL F.A.R. AT ELEVENTH FLOOR (A - B)					1079.01

TWELVETH FLOOR AREA CHART					
S. NO.	LENGTH L (M)	BREADTH B (M)	AREA L X B (SQM)	Nos.	AREA (SQM.)
A	18.71	11.73	219.468	1	219.47
B	0.55	0.715	0.390	2	0.78
C	8.91	10.12	90.125	1	90.12
D	7.20	0.94	6.768	1	6.77
E	0.23	0.88	0.202	1	0.20
TOTAL (A)					317.34

DEDUCTION					
S. NO.	LENGTH L (M)	BREADTH B (M)	AREA L X B (SQM)	Nos.	AREA (SQM.)
1	1.50	0.485	0.728	4	2.910
2	1.20	0.485	0.582	6	3.492
3	0.60	0.49	0.291	2	0.582
4	0.60	1.05	0.630	1	0.630
5	0.60	0.50	0.300	1	0.300
6	2.00	2.50	5.000	3	15.000
7	6.74	3.97	26.758	1	26.758
8	0.60	0.30	0.180	1	0.180
9	1.20	0.71	0.852	1	0.852
10	1.00	0.71	0.710	1	0.710
11	1.20	0.71	0.852	1	0.852
12	2.81	0.71	1.995	1	1.995
13	0.50	0.485	0.243	1	0.243
TOTAL DEDUCTION (B)					54.50
TOTAL F.A.R. AT TWELVETH FLOOR (A - B)					262.84

MUMTY, MACHINE ROOM & WATER TANK AREA					
S. NO.	LENGTH L (M)	BREADTH B (M)	AREA L X B (SQM)	Nos.	AREA (SQM.)
A	4.360	5.69	24.808	1	24.81
B	7.980	4.16	33.197	1	33.20
C	9.140	5.44	49.722	1	49.72
D	9.140	10.115	92.451	1	92.45
E	4.06	5.48	22.249	2	44.50
TOTAL (A)					244.68



WATER TANK TOP
LVL-+56300(TOS)

MACHINE ROOM ROOF
LVL-+51300 (TOS)

MACHINE ROOM FLOOR
LVL-+48900 (FFL)

TERRACE FLOOR
LVL-+47900 (FFL)

12TH FLOOR
LVL-+43900(FFL)

11TH FLOOR
LVL-+40950(FFL)

10TH FLOOR
LVL-+36900 (FFL)

9TH FLOOR
LVL-+33950 (FFL)

8TH FLOOR
LVL-+30900 (FFL)

7TH FLOOR
LVL-+27050 (FFL)

Member B.P.C.

F.D. (HQ)
DFS PKL

Member B.P.C.

(BALWANT SINGH)
S.D. (RAM AVTAR BASSI)
A.L.

6TH FLOOR
LVL-+23800(FFL)

5TH FLOOR
LVL-+20450

4TH FLOOR
LVL-+16950(FFL)

3RD FLOOR
LVL-+13950(FFL)

2ND FLOOR
LVL-+9950 (FFL)

1ST FLOOR
LVL-+5950 (FFL)

PLINTH LVL-+1050(FFL)

DRIVEWAY LVL-+900

REFERENCE LVL-100

REVISED BUILDING PLAN OF COMMERCIAL COLONY
MEASURING 2.893 ACRES (LICENSE NO. 34 OF 2012 DATED
15-4-2012) IN SECTOR 70, GURGAON MANESAR URBAN
COMPLEX BEING DEVELOPED BY SHINE BUILDCON PVT. LTD.

DRAWING TITLE
FRONT ELEVATION

DRAWING NO.
1051/60/SUB/A-15

REVISION
RO

DATE
28-05-2017

SCALE
1:100

OWNER'S SIGN-
SHINE BUILDCON PVT. LTD.

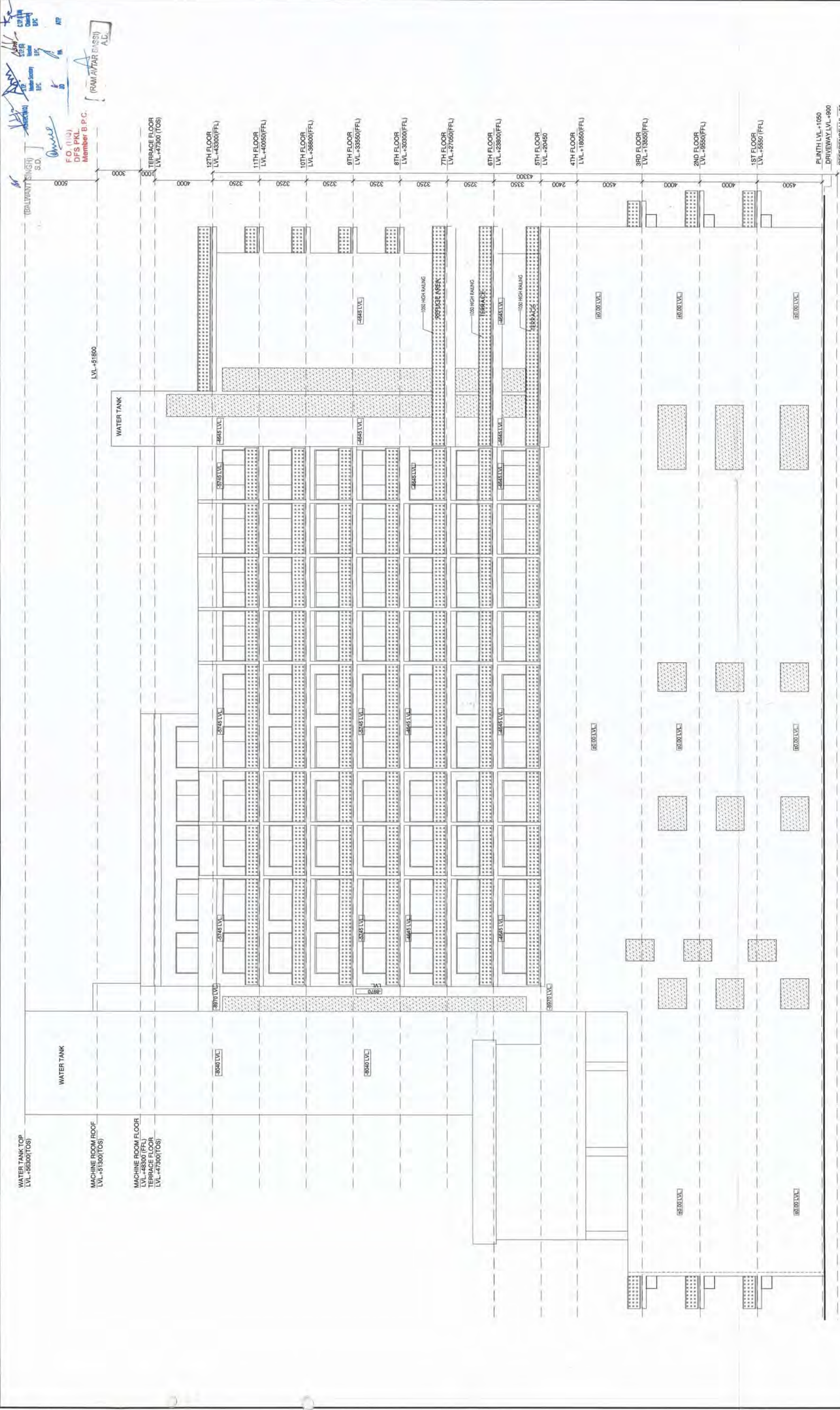
ARCHITECT'S SIGN-
SHRIKARAYAN PANDIT
REGISTERED ARCHITECT
CA/1871/0481

ACPL

ACPL Design Ltd

ISO 9001:2008
Architecture
Management
Planning

105 South Extension-1 T-18 H-2429/26
New Delhi-110048 India P-11 244209
E- info@acplgroup.com F- +91 11 2425096



S.D.
 F.O. (1/13)
 DFS PKL
 Member B.P.C.
 (RAM AVATAR BASSI)
 A.C.

65 901 2008
 ACPL
 ACPL Design Ltd
 www.acpl.com

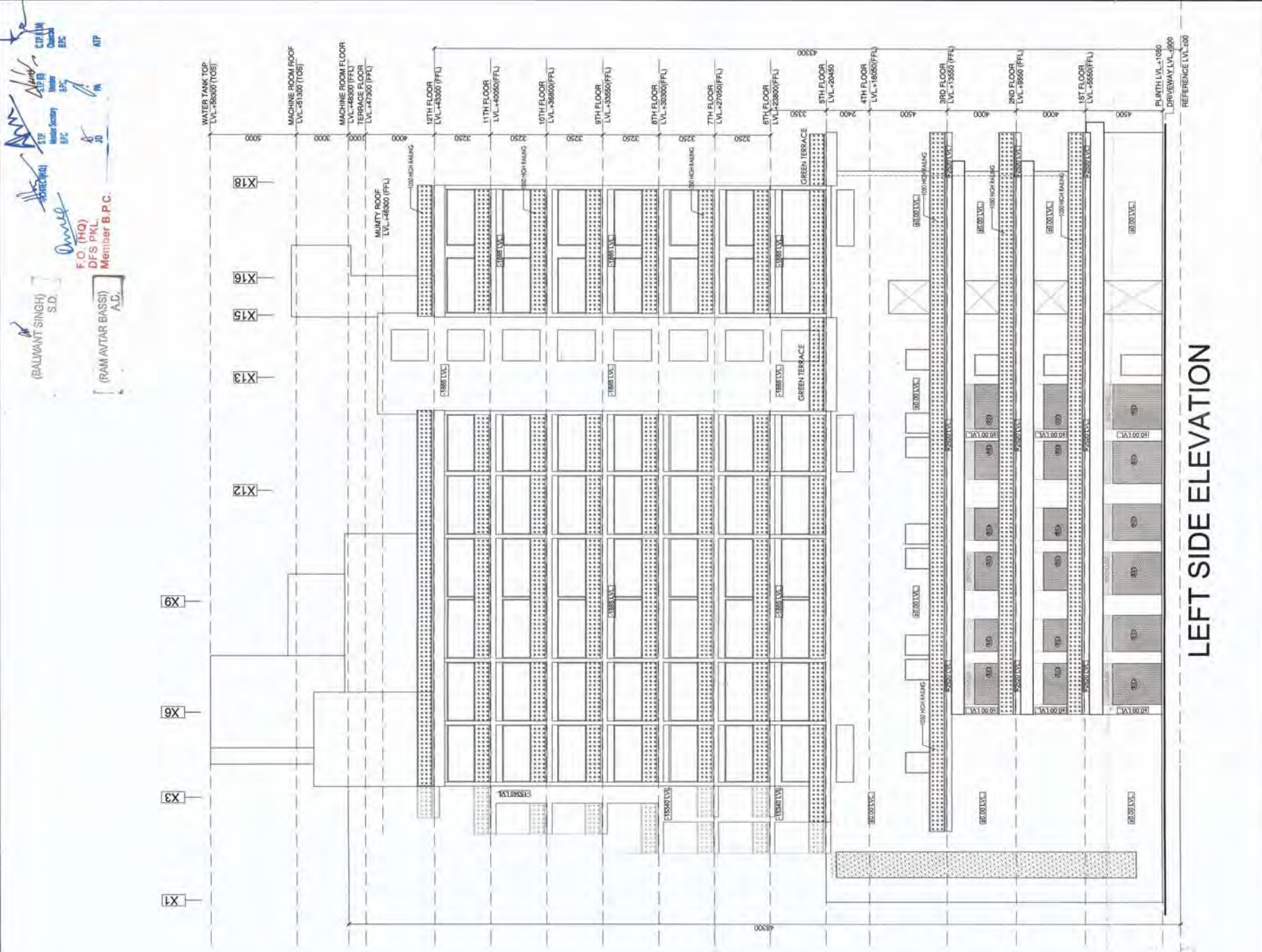
ARCHITECT'S SIGN-
 For SHINE BUILDCON PVT. LTD.
 Registered Architect
 CA/87/10461

OWNER'S SIGN-
 For SHINE BUILDCON PVT. LTD.
 Signature

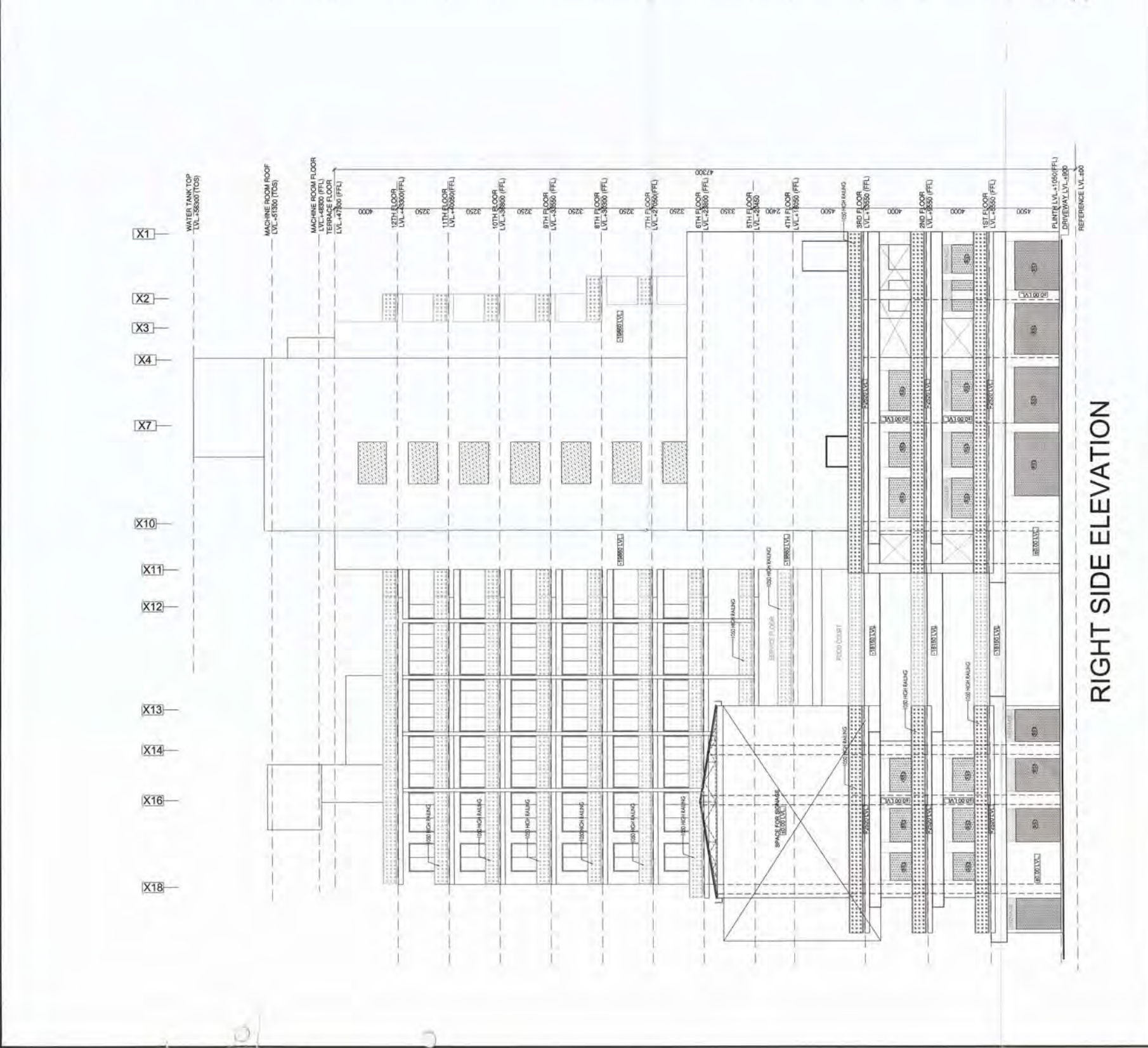
DRAWING TITLE
 REAR ELEVATION
 DRAWING NO.
 1051/60/SUB/A-14
 NORTH-
 SCALE-
 1:100
 REVISION
 RO
 DATE
 29-05-2017

REVISED BUILDING PLAN OF COMMERCIAL COLONY
 MEASURING 2.893 ACRES (LICENSE NO. 34 OF 2012 DATED
 15-4-2012) IN SECTOR 70, GURGAON MANESAR URBAN
 COMPLEX BEING DEVELOPED BY SHINE BUILDCON PVT. LTD.

X



LEFT SIDE ELEVATION



RIGHT SIDE ELEVATION

(BALWANT SINGH) S.D.
 F.O. (HO)
 D.F.S. PKL
 Member B.P.C.
 (RAM AVTAR BASSI) A.C.

ACPL
 Architectural
 Management
 Planning
 65, 90/1, 2008
 ACPL Design Ltd
 20-22, Sector 7, Gurgaon - 122002
 E: info@acpl.com F: +91 11 26300000
 www.acpl.com

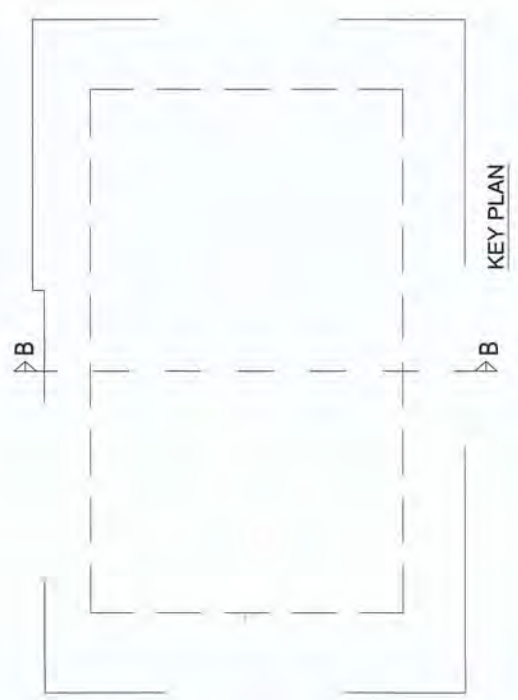
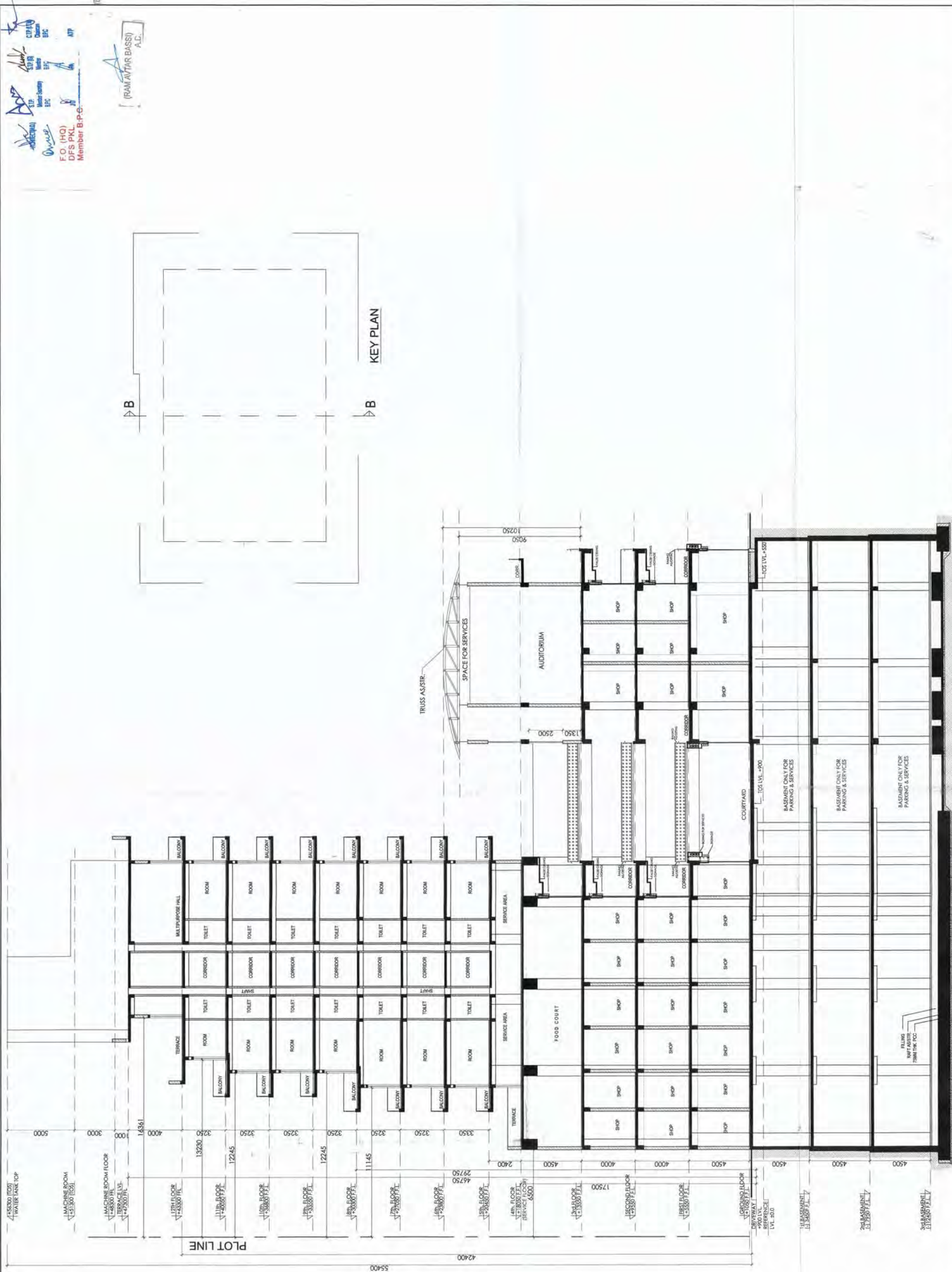
OWNERS SIGN:

ARCHITECTS SIGN:

THE SHINE BUILDCON
 Director

DRAWING TITLE	RIGHT SIDE ELEVATION
DRAWING NO.	1051/60/SUB/A-16
REVISION	RO
DATE	28-05-2017
SCALE	1:150

REVISED BUILDING PLAN OF COMMERCIAL COLONY
 MEASURING 2.893 ACRES (LICENSE NO. 34 OF 2012 DATED
 15-4-2012) IN SECTOR 70, GURGAON MANESAR URBAN
 COMPLEX BEING DEVELOPED BY SHINE BUILDCON PVT. LTD.



F.O. (HO)
 DFS PKL
 Member B.P.G.

(RAMANJAN BASSI)
 A.C.

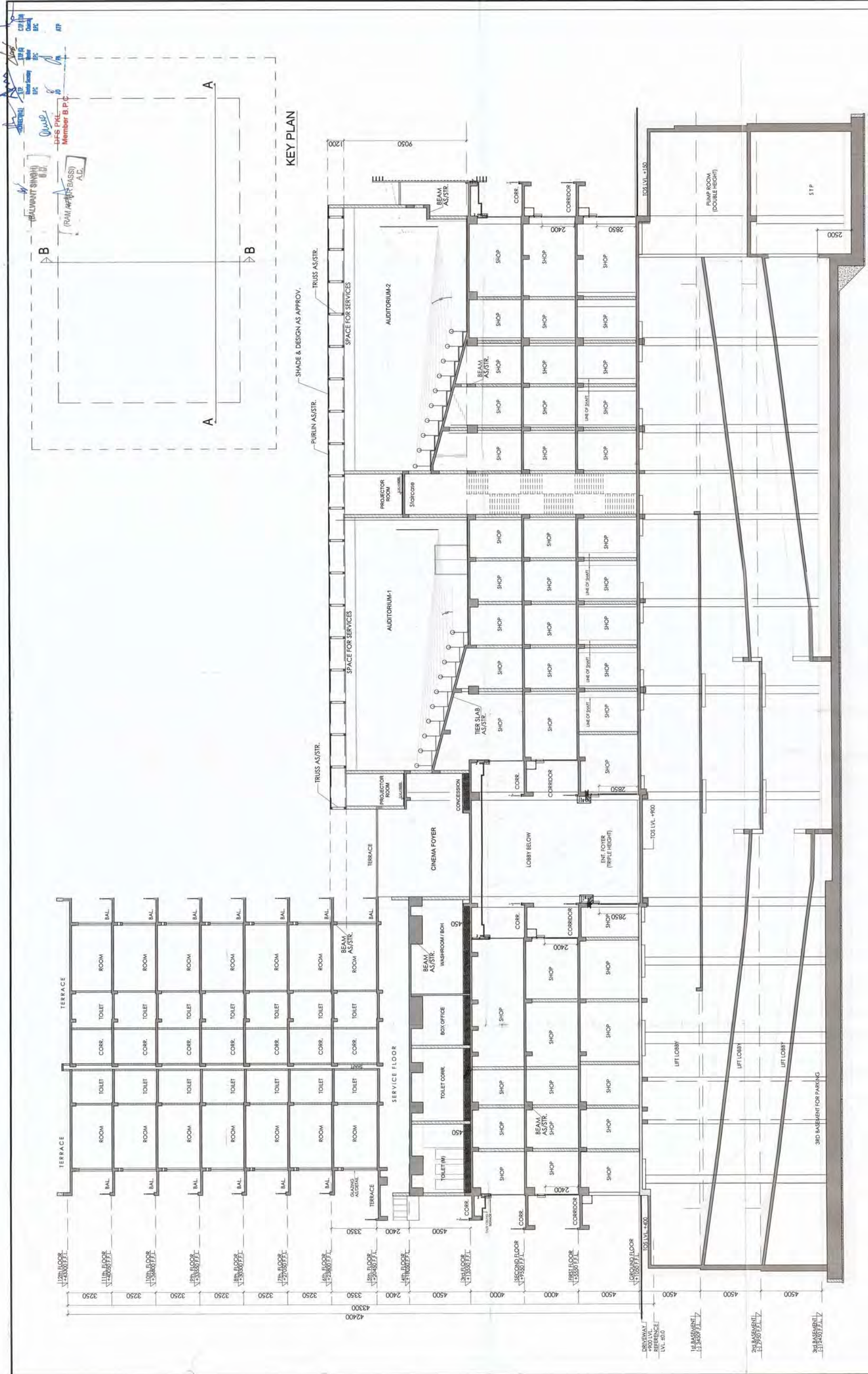
ACPL
 ACPL Design Ltd
 100, 101, 102, 103, 104, 105, 106, 107, 108, 109, 110, 111, 112, 113, 114, 115, 116, 117, 118, 119, 120, 121, 122, 123, 124, 125, 126, 127, 128, 129, 130, 131, 132, 133, 134, 135, 136, 137, 138, 139, 140, 141, 142, 143, 144, 145, 146, 147, 148, 149, 150, 151, 152, 153, 154, 155, 156, 157, 158, 159, 160, 161, 162, 163, 164, 165, 166, 167, 168, 169, 170, 171, 172, 173, 174, 175, 176, 177, 178, 179, 180, 181, 182, 183, 184, 185, 186, 187, 188, 189, 190, 191, 192, 193, 194, 195, 196, 197, 198, 199, 200, 201, 202, 203, 204, 205, 206, 207, 208, 209, 210, 211, 212, 213, 214, 215, 216, 217, 218, 219, 220, 221, 222, 223, 224, 225, 226, 227, 228, 229, 230, 231, 232, 233, 234, 235, 236, 237, 238, 239, 240, 241, 242, 243, 244, 245, 246, 247, 248, 249, 250, 251, 252, 253, 254, 255, 256, 257, 258, 259, 260, 261, 262, 263, 264, 265, 266, 267, 268, 269, 270, 271, 272, 273, 274, 275, 276, 277, 278, 279, 280, 281, 282, 283, 284, 285, 286, 287, 288, 289, 290, 291, 292, 293, 294, 295, 296, 297, 298, 299, 300, 301, 302, 303, 304, 305, 306, 307, 308, 309, 310, 311, 312, 313, 314, 315, 316, 317, 318, 319, 320, 321, 322, 323, 324, 325, 326, 327, 328, 329, 330, 331, 332, 333, 334, 335, 336, 337, 338, 339, 340, 341, 342, 343, 344, 345, 346, 347, 348, 349, 350, 351, 352, 353, 354, 355, 356, 357, 358, 359, 360, 361, 362, 363, 364, 365, 366, 367, 368, 369, 370, 371, 372, 373, 374, 375, 376, 377, 378, 379, 380, 381, 382, 383, 384, 385, 386, 387, 388, 389, 390, 391, 392, 393, 394, 395, 396, 397, 398, 399, 400, 401, 402, 403, 404, 405, 406, 407, 408, 409, 410, 411, 412, 413, 414, 415, 416, 417, 418, 419, 420, 421, 422, 423, 424, 425, 426, 427, 428, 429, 430, 431, 432, 433, 434, 435, 436, 437, 438, 439, 440, 441, 442, 443, 444, 445, 446, 447, 448, 449, 450, 451, 452, 453, 454, 455, 456, 457, 458, 459, 460, 461, 462, 463, 464, 465, 466, 467, 468, 469, 470, 471, 472, 473, 474, 475, 476, 477, 478, 479, 480, 481, 482, 483, 484, 485, 486, 487, 488, 489, 490, 491, 492, 493, 494, 495, 496, 497, 498, 499, 500, 501, 502, 503, 504, 505, 506, 507, 508, 509, 510, 511, 512, 513, 514, 515, 516, 517, 518, 519, 520, 521, 522, 523, 524, 525, 526, 527, 528, 529, 530, 531, 532, 533, 534, 535, 536, 537, 538, 539, 540, 541, 542, 543, 544, 545, 546, 547, 548, 549, 550, 551, 552, 553, 554, 555, 556, 557, 558, 559, 560, 561, 562, 563, 564, 565, 566, 567, 568, 569, 570, 571, 572, 573, 574, 575, 576, 577, 578, 579, 580, 581, 582, 583, 584, 585, 586, 587, 588, 589, 590, 591, 592, 593, 594, 595, 596, 597, 598, 599, 600, 601, 602, 603, 604, 605, 606, 607, 608, 609, 610, 611, 612, 613, 614, 615, 616, 617, 618, 619, 620, 621, 622, 623, 624, 625, 626, 627, 628, 629, 630, 631, 632, 633, 634, 635, 636, 637, 638, 639, 640, 641, 642, 643, 644, 645, 646, 647, 648, 649, 650, 651, 652, 653, 654, 655, 656, 657, 658, 659, 660, 661, 662, 663, 664, 665, 666, 667, 668, 669, 670, 671, 672, 673, 674, 675, 676, 677, 678, 679, 680, 681, 682, 683, 684, 685, 686, 687, 688, 689, 690, 691, 692, 693, 694, 695, 696, 697, 698, 699, 700, 701, 702, 703, 704, 705, 706, 707, 708, 709, 710, 711, 712, 713, 714, 715, 716, 717, 718, 719, 720, 721, 722, 723, 724, 725, 726, 727, 728, 729, 730, 731, 732, 733, 734, 735, 736, 737, 738, 739, 740, 741, 742, 743, 744, 745, 746, 747, 748, 749, 750, 751, 752, 753, 754, 755, 756, 757, 758, 759, 760, 761, 762, 763, 764, 765, 766, 767, 768, 769, 770, 771, 772, 773, 774, 775, 776, 777, 778, 779, 780, 781, 782, 783, 784, 785, 786, 787, 788, 789, 790, 791, 792, 793, 794, 795, 796, 797, 798, 799, 800, 801, 802, 803, 804, 805, 806, 807, 808, 809, 810, 811, 812, 813, 814, 815, 816, 817, 818, 819, 820, 821, 822, 823, 824, 825, 826, 827, 828, 829, 830, 831, 832, 833, 834, 835, 836, 837, 838, 839, 840, 841, 842, 843, 844, 845, 846, 847, 848, 849, 850, 851, 852, 853, 854, 855, 856, 857, 858, 859, 860, 861, 862, 863, 864, 865, 866, 867, 868, 869, 870, 871, 872, 873, 874, 875, 876, 877, 878, 879, 880, 881, 882, 883, 884, 885, 886, 887, 888, 889, 890, 891, 892, 893, 894, 895, 896, 897, 898, 899, 900, 901, 902, 903, 904, 905, 906, 907, 908, 909, 910, 911, 912, 913, 914, 915, 916, 917, 918, 919, 920, 921, 922, 923, 924, 925, 926, 927, 928, 929, 930, 931, 932, 933, 934, 935, 936, 937, 938, 939, 940, 941, 942, 943, 944, 945, 946, 947, 948, 949, 950, 951, 952, 953, 954, 955, 956, 957, 958, 959, 960, 961, 962, 963, 964, 965, 966, 967, 968, 969, 970, 971, 972, 973, 974, 975, 976, 977, 978, 979, 980, 981, 982, 983, 984, 985, 986, 987, 988, 989, 990, 991, 992, 993, 994, 995, 996, 997, 998, 999, 1000

DRAWING TITLE: SECTION B-B
 DRAWING NO: 1007/70/3501/A-18
 NORTH: N
 SCALE: 1:100
 REVISION NO:
 DATE: 24-05-2017

PROJECT NO.:
 PROJECT NAME: SHINE BUILDCON PVT. LTD.
 PROJECT ADDRESS: GURGAON MANESAR URBAN COMPLEX BEING DEVELOPED BY SHINE BUILDCON PVT. LTD.

REVISED BUILDING PLAN OF COMMERCIAL COLONY
 MEASURING 2.893 ACRES (LICENSE NO. 34 OF 2012 DATED
 15-4-2012) IN SECTOR 70, GURGAON MANESAR URBAN
 COMPLEX BEING DEVELOPED BY SHINE BUILDCON PVT. LTD.

118580 CH 28/6/2017



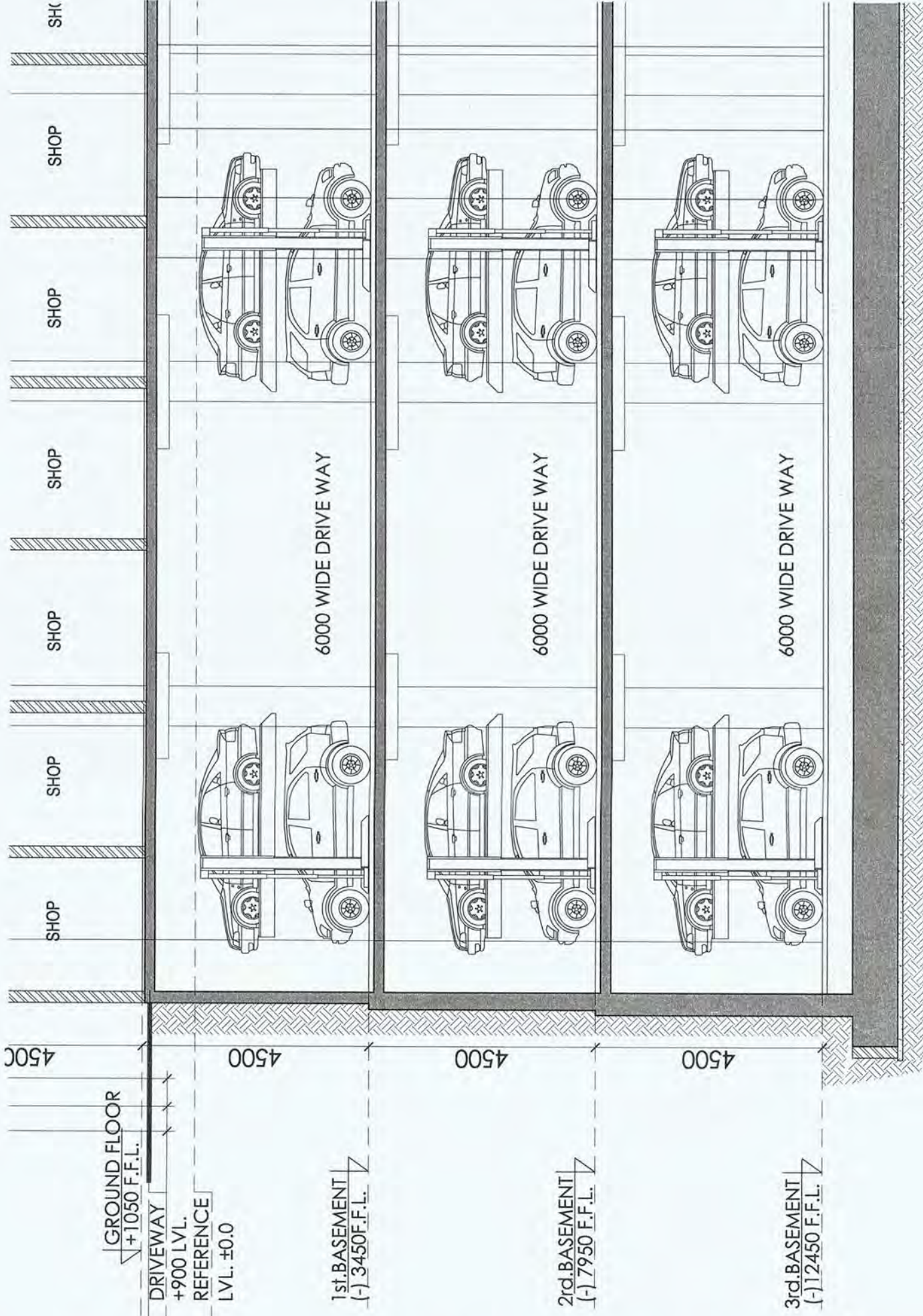
REVISED BUILDING PLAN OF COMMERCIAL COLONY
 MEASURING 2.893 ACRES (LICENSE NO. 34 OF 2012 DATED
 15-4-2012) IN SECTOR 70, GURGAON MANESAR URBAN
 COMPLEX BEING DEVELOPED BY SHINE BUILDCON PVT. LTD.

ACPL
 ARCHITECTS
 ACPL Design Ltd
 CA/8710481

For SHINE BUILDCON PVT. LTD.
 Director/Arch. Signatory

DRAWING FILE SECTION A-A	
DRAWING NO. 1051/99/SIB/A-17	REVISION RD
NORTH N	DATE 28-06-2017
SCALE 1:100	

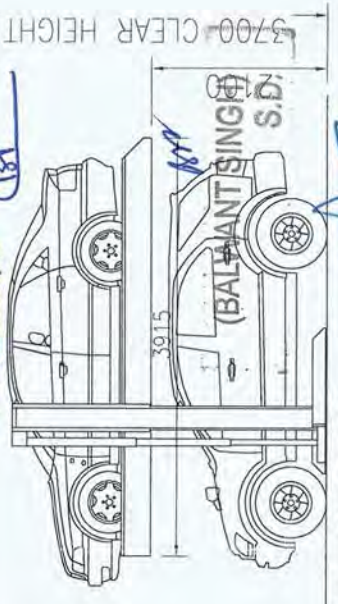
NO. 800/2008
 ARCHITECTS
 REGISTERED
 ARCHITECTS
 ACT 1947
 118580/2017



PART SECTION THROUGH BASEMENT



PLAN



SIDE ELEVATION

TYPICAL DETAILS OF MECHANICAL DOUBLE STACK CAR PARKING SYSTEM

Checked and found ok for Public Health (Internal) Service only subject to comments in forwarding letter No SE(HQ).....DI.....28/11/17 118580

Superintending Engineer (HQ) HUDA, Panchkula.

(RAMAVATAR BASSI) A.D.

Architect (HQ)
 S.P. (G)
 Member Secretary
 BPC
F.O. (HQ)
 DFS PKL.
 Member B.P.C.

OWNERS SON: SHINE BUILDCON PVT. LTD.

ARCHITECTS SON: SHINE BUILDCON PVT. LTD.

Director/ Auth. Signatory
Bang

DRAWING TITLE: TYPICAL SECTION (SHOWING MECHANICAL STACK PARKING IN BASEMENT)
 DRAWING NO: 1051/60/SUB/A-18A
 NORTH: N
 SCALE:

REVISION NO. 01
 DATE

REVISION NO. 01
 DATE

REVISED BUILDING PLAN OF COMMERCIAL COLONY MEASURING 2.893 ACRES (LICENSE NO. 34 OF 2012 DATED 15-4-2012) IN SECTOR 70, GURGAON MANESAR URBAN COMPLEX BEING DEVELOPED BY SHINE BUILDCON PVT. LTD.

ARCHITECTS SON:

ISO 9001:2008
 ARCHITECTURE
 Planning

ACPL Design Ltd
 1051/60/SUB/A-18A
 PLOT NO. 11/18A
 SECTOR 70, GURGAON
 HARYANA