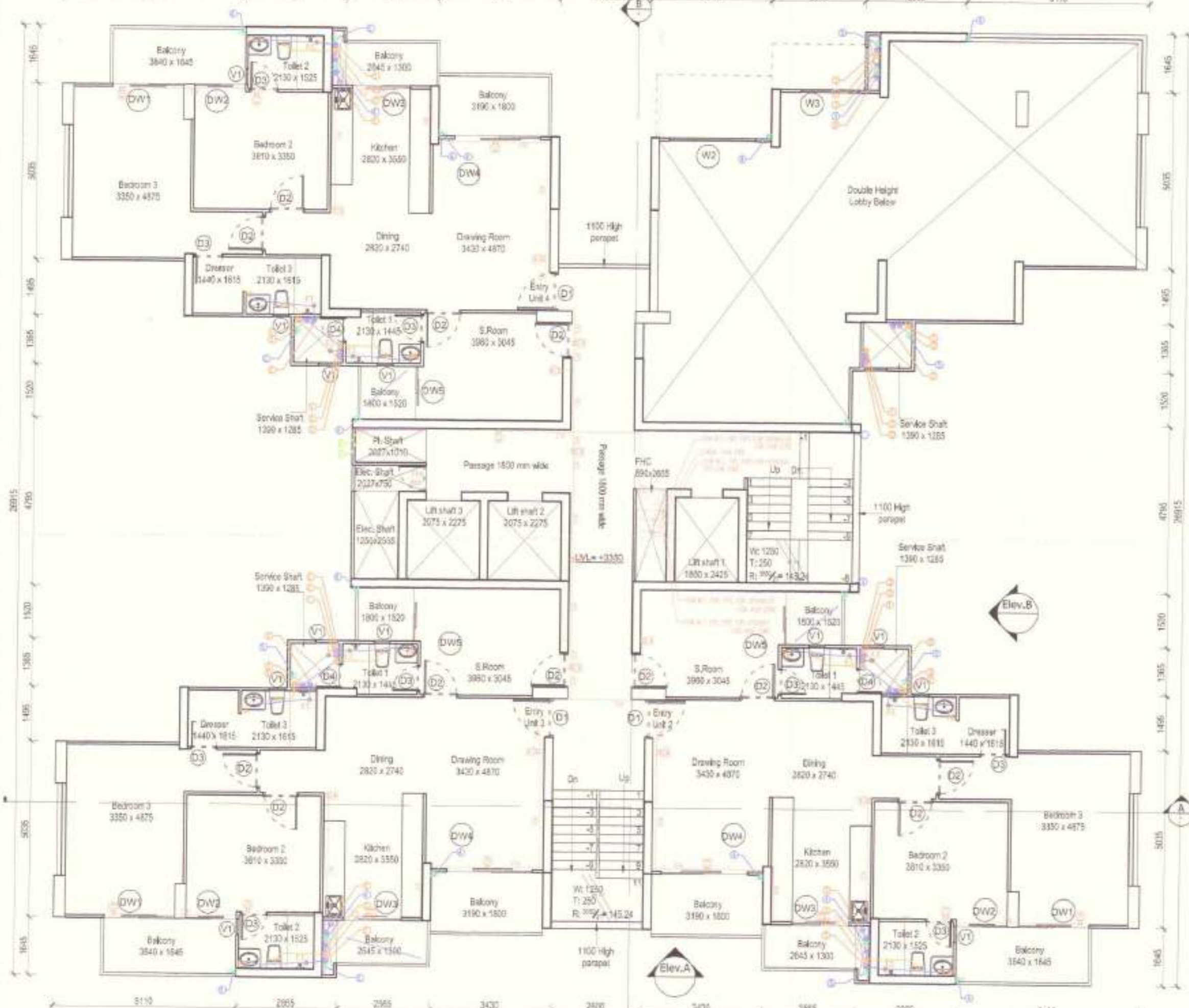
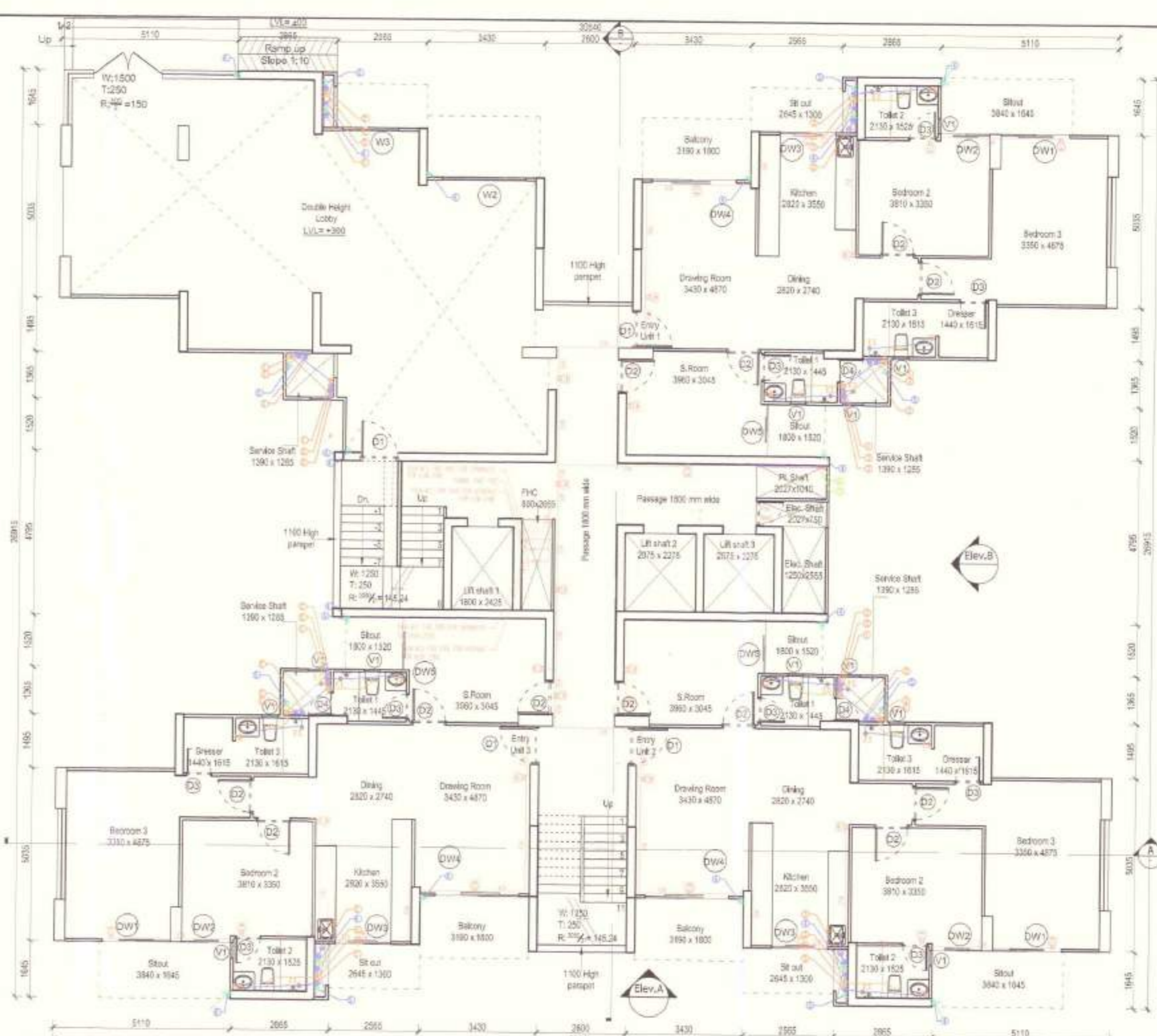


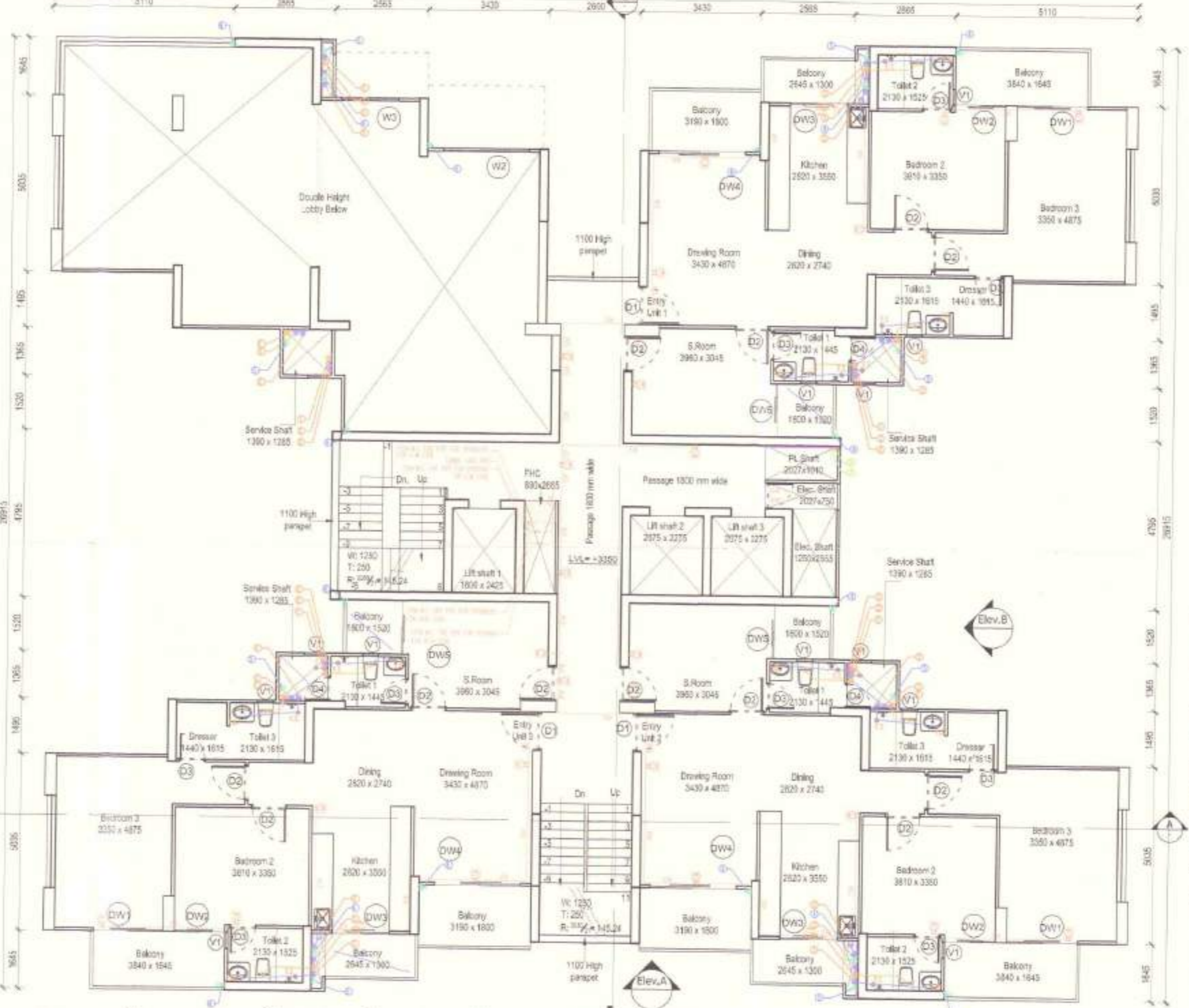
1 Ground floor plan- Tower A1, A3 & A5
SCALE - NTS



3 First floor plan- Tower A1, A3 & A5
SCALE - NTS



2 Ground floor plan- Tower A2, A4 & A6
SCALE - NTS



4 First floor plan- Tower A2, A4 & A6
SCALE - NTS

DINESH KUMAR SD (HQ)
 Architect (RQ)
 S.P. Design Studio
 EPC
 S.P. Design Studio
 EPC
 C.P. Design
 EPC
 Rajesh Dutt JD (HQ)
 A.D.F.O. (RQ)
 DFS-P&L
 Member B.P.C.
 Checked and found ok for Public Health (Internal) Sanitary Subject to comments in forwarding sheet. 45969
 Superintending Engineer (RQ)
 H.S.V. Panchsala
 44117

PROJECT TITLE
Submission Drawings of Group Housing Colony (TOD Zone)

BUILDING PLANS OF GROUP HOUSING COLONY FOR AN AREA MEASURING 7.4583 ACRES UNDER TOD POLICY DATED 09.02.2016 (LICENSE NO. 16 OF 2019 DATED 09.02.2019 IN SECTOR-69, GURUGRAM MANESAR URBAN COMPLEX BEING DEVELOPED BY SH. MUKUL YADAV AND OTHERS C/O TULIP INFRATECH PVT. LTD.

OWNER'S SIGNATURE
 For TULIP INFRA TECH PVT. LTD.

 AUTHORIZED SIGNATORY

ARCHITECT'S SIGNATURE

APOORV SINGH
 CA/2008/42704

STRUCTURE CONSULTANTS

 DESIGN COSMOS ENGINEERS
 CONSULTANTS
 B-24 SECTOR-67, NOIDA-201302
 Phone: +91-20-445868, 0120-4233307
 Email: info@designcosmos.in
 Mobile: +91-9846420876

MEP CONSULTANTS
 V Consulting
 B-50 Soami Nagar,
 New Delhi - 110056
 Tel.: 011-49848197 / 49849205

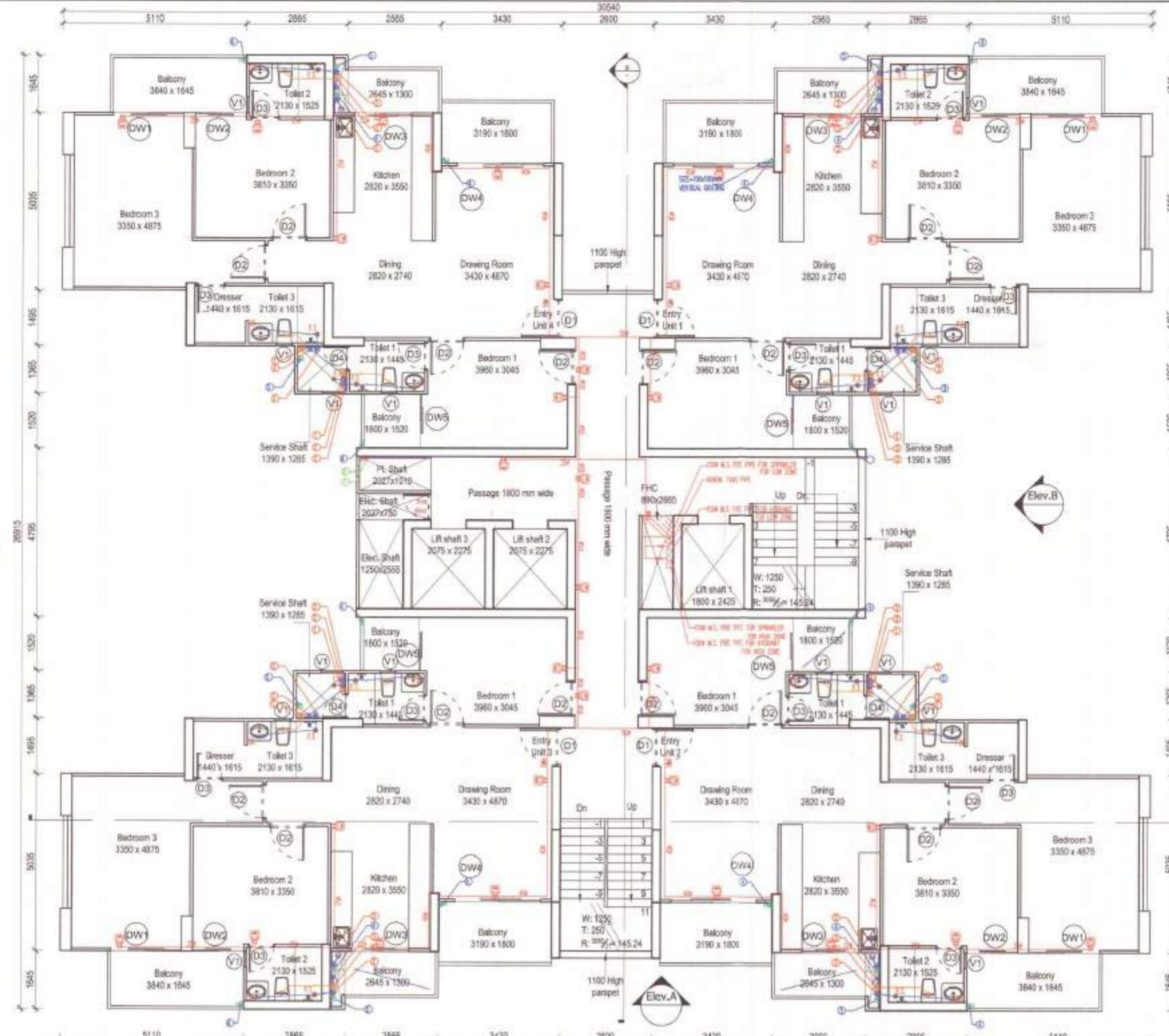
DRAWING TITLE
TYPE-A BLOCK-A1,A2,A3,A4,A5 & A6 LAYOUTS

ARCHITECTS
 designcosmos
 Architects & Interior Design Consultants
 Second Floor A-603, Sushant Lok-I, Gurgaon.
 Email: designcosmos@gmail.com
 Contact: 0120-445868

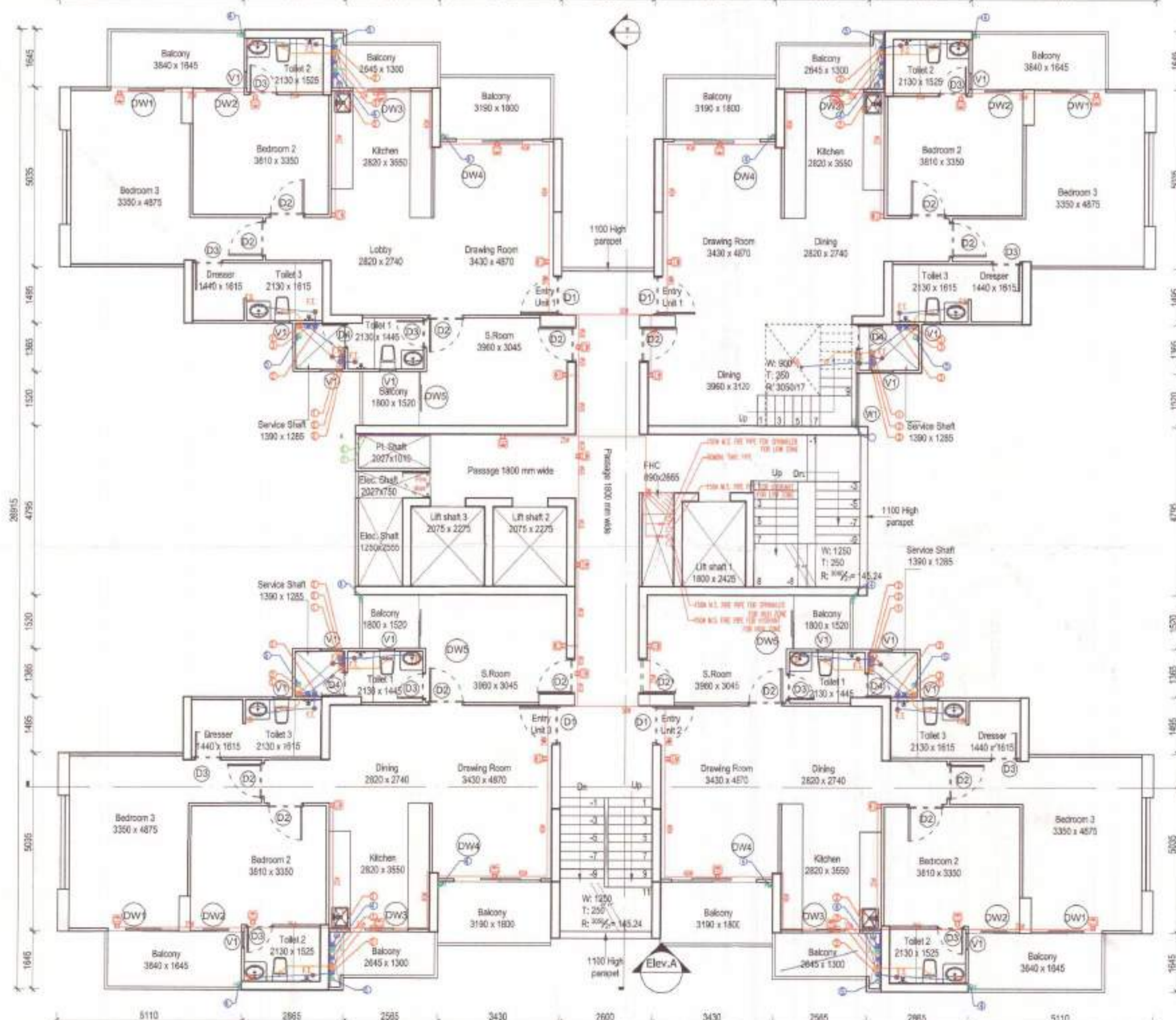
DATE	FEB. 2019	DWG. NO.
SCALE	NTS	S - 103a
DEALT	SJ	
CHECKED	MA	

DOOR/WINDOW SCHEDULE

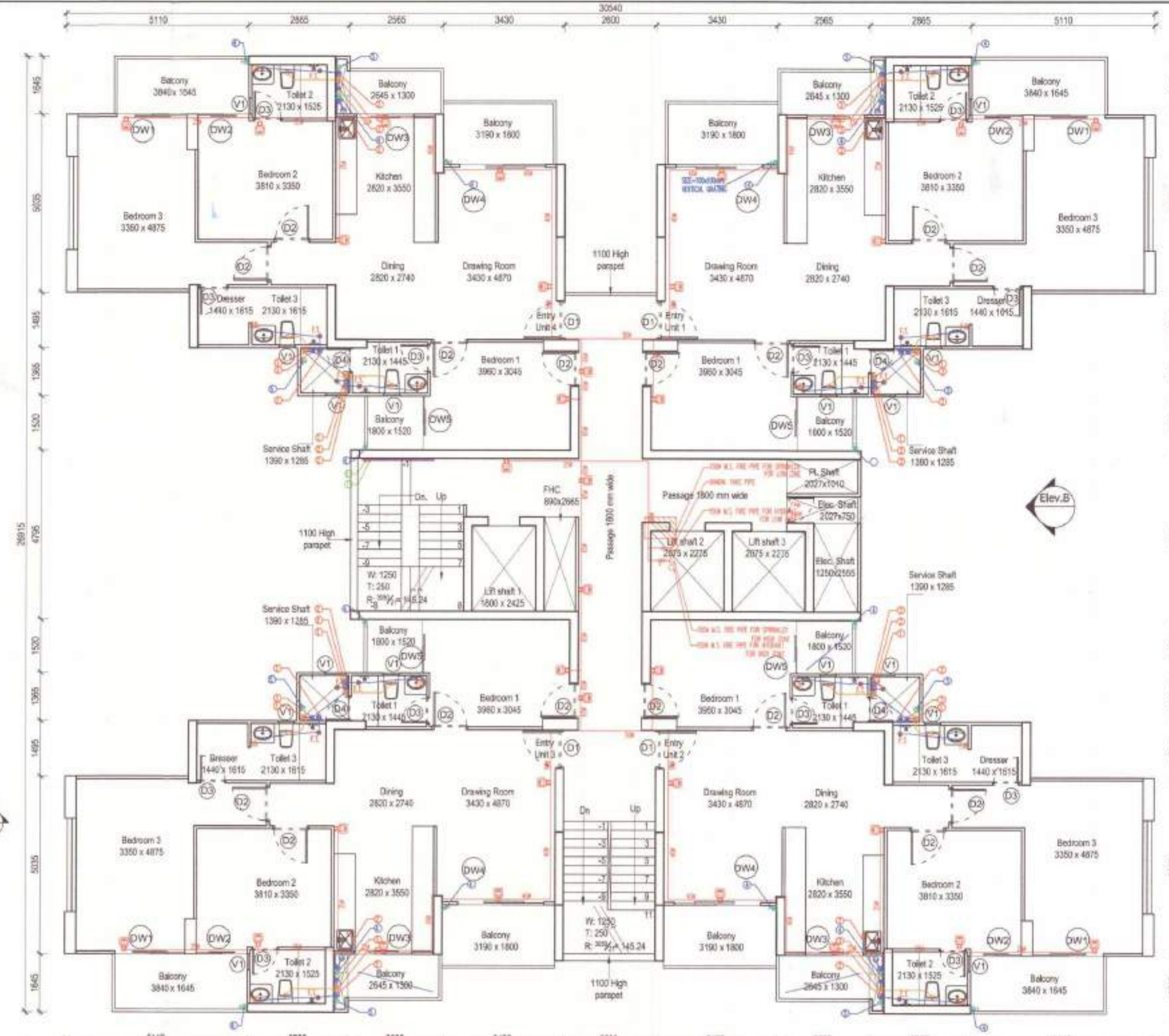
SN	Type	Width (mm)	CB (mm)	Lintel (mm)	Height (mm)
1	D1	1100	400	+2250 (BOB)	2100
2	D2	1000	400	+2100	2100
3	D3	800	400	+2100	2100
4	D4	700	400	+2100	2100
5	D5	2000	400	+2250 (BOB)	2250
6	D6	1400	400	+2250 (BOB)	2250
7	D7	1400	400	+2250 (BOB)	2250
8	D8	2400	400	+2250 (BOB)	2250
9	D9	1500	400	+2250 (BOB)	2250
10	V1	400	+1400	+2250 (BOB)	850
11	V1	1820	+1000	+2250 (BOB)	1250
12	V2	2400	+1000	+2250 (BOB)	1250
13	V3	1820	+1000	+2250 (BOB)	1250



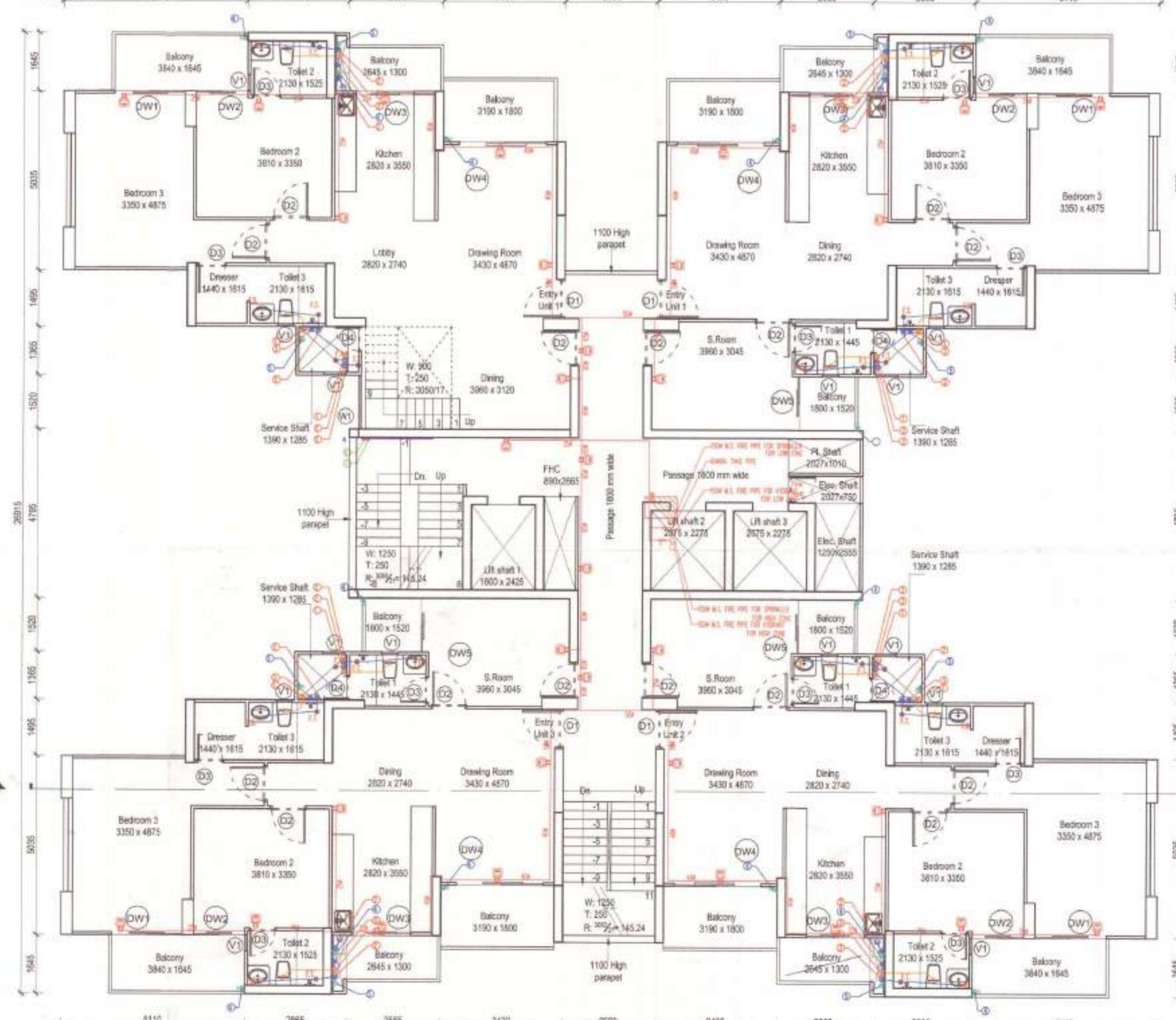
Typical floor plan - Tower A1,A3,A5 -2nd-17th, 20th-26th floor



18th floor plan - Tower A1,A3,A5



Typical floor plan - Tower A2,A4,A6 -2nd-17th, 20th-26th floor



18th floor plan - Tower A2,A4,A6

DINESH KUMAR
SD (HQ)

Signature: [Handwritten Signature]

Rajesh Dutt
JD (HQ)

A.D.F.C. (NO)
DFS P.K.L.
Member B.P.C.

Checked and found ok for Public Health
(Sanitary) Supervisor subject to compliance in
forwarded letter nos. SE(HQ) _____ Dt: 5/3/2019
Superintendent (PH)
455/69
11/1/19

PROJECT TITLE
**Submission Drawings of Group
Housing Colony (TOD Zone)**

BUILDING PLANS OF GROUP HOUSING COLONY FOR
AN AREA MEASURING 7.4583 ACRES UNDER TOD
POLICY DATED 09.02.2016 (LICENSE NO. 16 OF 2019
DATED 09.02.2019 IN SECTOR-69, GURUGRAM
MANESAR URBAN COMPLEX BEING DEVELOPED BY
SH. MUKUL YADAV AND OTHERS C/O TULIP
INFRATECH PVT. LTD.

OWNER'S SIGNATURE
For TULIP INFRATECH PVT. LTD.
Signature: [Handwritten Signature]
AUTHORISED SIGNATORY

ARCHITECT'S SIGNATURE
Signature: [Handwritten Signature]
APOORV SINGH
CA/2008/42704

STRUCTURE CONSULTANTS
OPTIMUM
Pvt. Ltd.
CONSULTING ENGINEERS
No. 50-5000, Sector 69,
Gurgaon, Haryana
B-26, SECTOR-67, HOBA-201309
Phone: 0120-44-99880, 0120-4333357
Email: info@optimumdesign.in
Website: www.optimumdesign.in

MEP CONSULTANTS
V Consulting
B-50 Soami Nagar,
New Delhi - 110056
Tel.: 011-49848197 / 49849205

DRAWING TITLE
**TYPE-A BLOCK-A1,A2,A3,A4,A5
& A6 LAYOUTS**

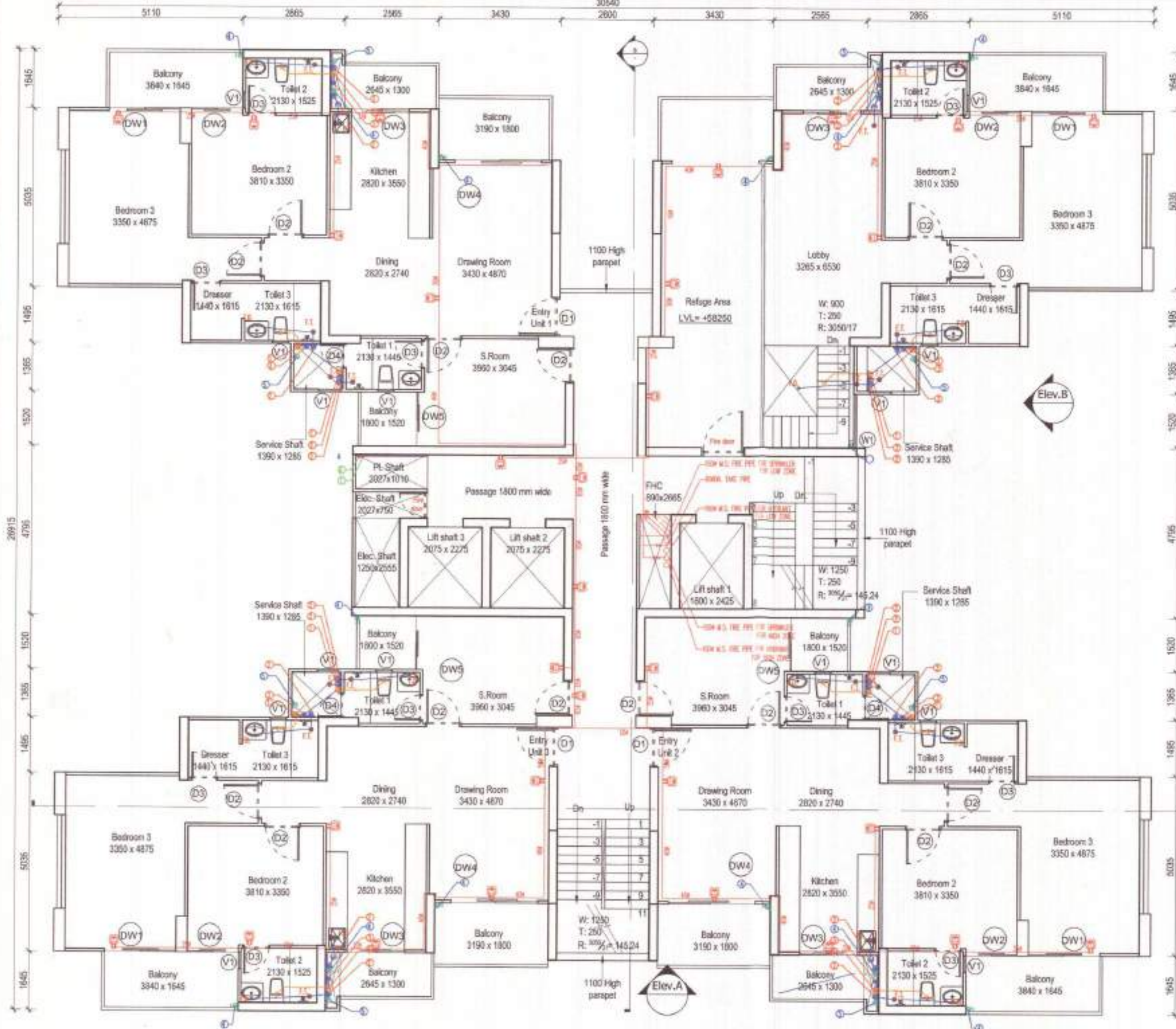
ARCHITECTS
designcosmos
Architects & Interior Design Consultants
Second Floor A-409, Subharti Lok-4, Gurgaon.
Email: designcosmos@gmail.com,
Contact: 0124-4263876

DATE FEB. 2019 DWG. NO.
SCALE NTS
DEALT SJ
CHECKED MA **S - 103b**

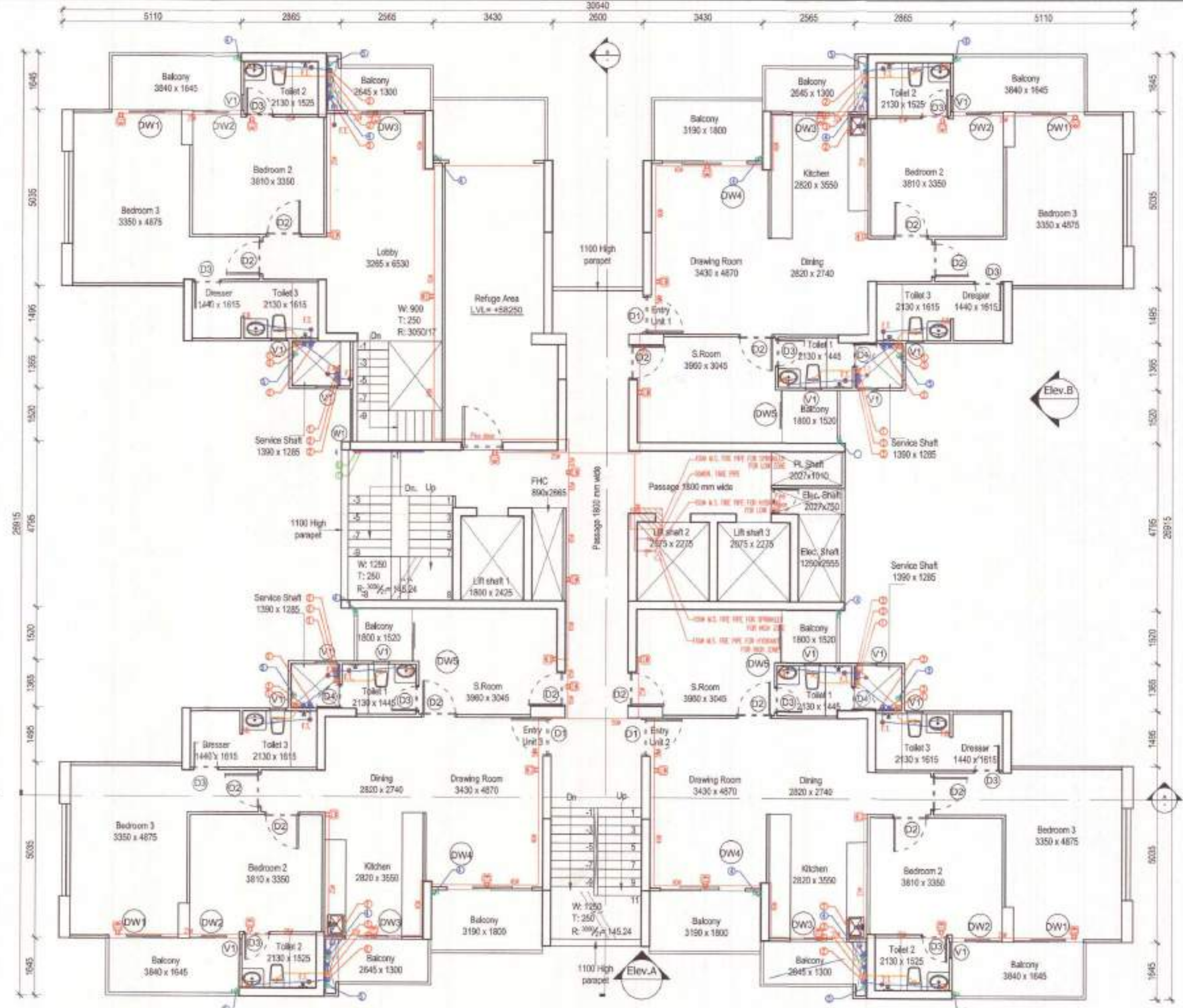
DOOR/WINDOW SCHEDULE					
SN	Type	Width (mm)	Call (mm)	Lintel (mm)	Height (mm)
1	D1	1100	+00	+2250 (BOB)	2250
2	D2	1000	+00	+2100	2100
3	D3	800	+00	+2100	2100
4	D4	700	+00	+2100	2100
5	DW1	2000	+00	+2250 (BOB)	2250
6	DW2	1440	+00	+2250 (BOB)	2250
7	DW3	1620	+00	+2250 (BOB)	2250
8	DW4	2440	+00	+2250 (BOB)	2250
9	DW5	1520	+00	+2250 (BOB)	2250
10	V1	450	+1400	+2250 (BOB)	850
11	W1	1520	+1000	+2250 (BOB)	1250
12	W2	2440	+1000	+2250 (BOB)	1250
13	W3	1620	+1000	+2250 (BOB)	1250

LEGEND -

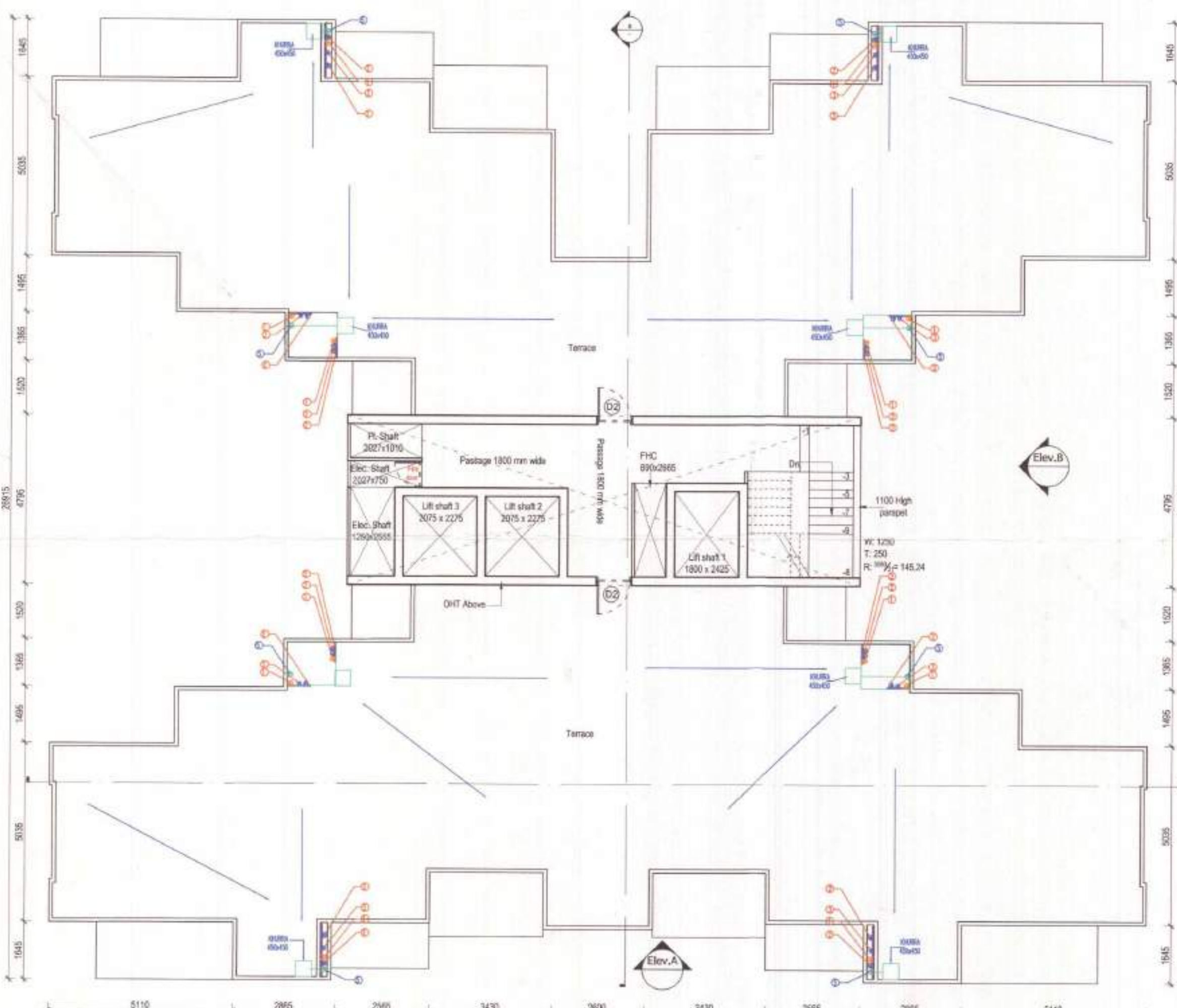
- 1 100 OD SWP PVC SOIL & WENT PIPE
- 2 100 OD SWP PVC WASTE & VENT PIPE
- 3 50 SWP PVC W/NT-SPRINKLER PIPE
- 4 100 OD A.P.C. RAIN WATER PIPE (FOR BALCONY)
- 5 100 OD A.P.C. RAIN WATER PIPE (FOR TERRAZZ)
- 6 FLOW TRAP
- 7 FLOW DRAIN



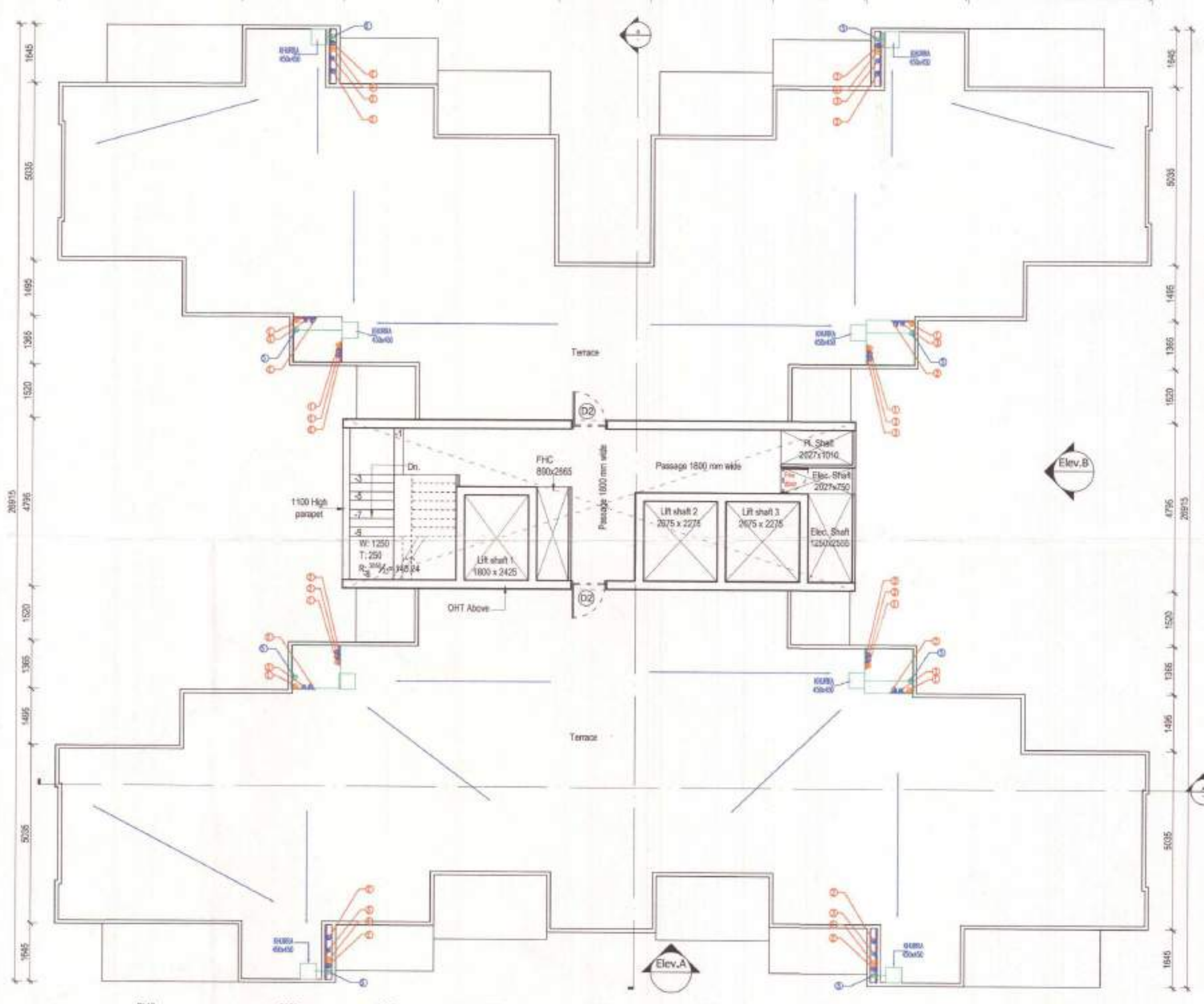
1 19th floor plan (Refuge Floor)- Tower A1, A3, A5
SCALE - NTS



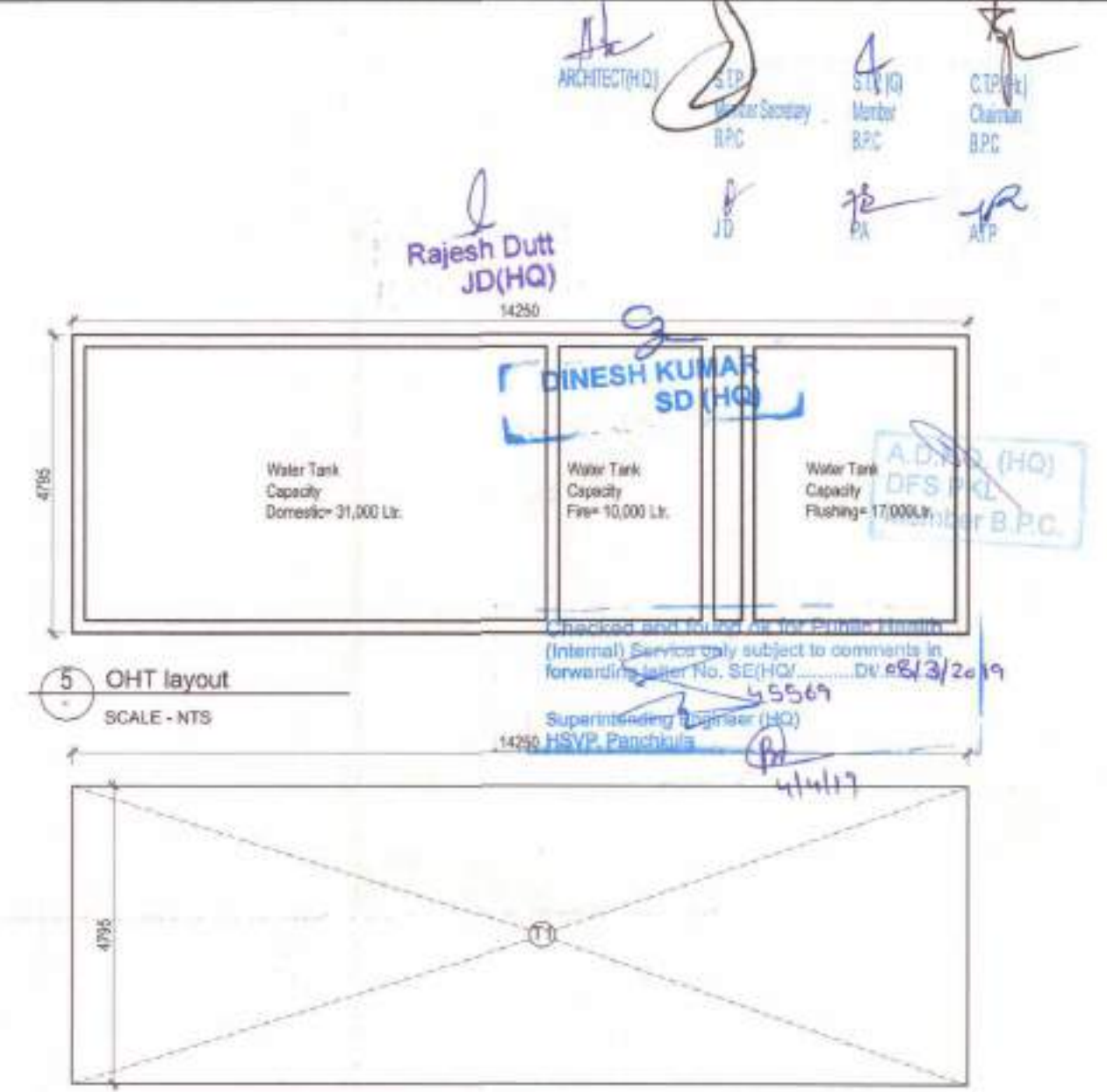
2 19th floor plan (Refuge Floor)- Tower A2, A4, A6
SCALE - NTS



3 Terrace floor plan- Tower A1, A3, A5
SCALE - NTS



4 Terrace floor plan- Tower A2, A4, A6
SCALE - NTS



5 OHT layout
SCALE - NTS

6 OHT, Machine room, Mummy - Area detail
SCALE - NTS

LESS AREA 4 DETAIL (REFUGE AREA)		
Gross floor area on 18th floor	=	586.460
Gross floor area on 19th floor	=	586.460
Total Area	=	1172.9193
Total no. of occupants @ 12.5sq.m	=	93.834
Area @ 0.3 sqm per person	=	28.150
Additional area for wheelchair	=	0.9
TOTAL PERMISSIBLE REFUGE AREA (FREE OF FAR)	=	29.0501

PROPOSED REFUGE AREA				
NAME	WIDTH (MM)	HEIGHT (MM)	NO. OF UNITS	AREA (SQ M)
R1	450	1720	1	0.774
R2	2440	1800	1	4.392
R3	220	1720	1	0.3784
R4	2850	4870	1	13.8795
R5	2490	3125	1	7.78125
R6	760	2805	1	2.1318
TOTAL				29.337

PROJECT TITLE
Submission Drawings of Group Housing Colony (TOD Zone)

BUILDING PLANS OF GROUP HOUSING COLONY FOR AN AREA MEASURING 7.4583 ACRES UNDER TOD POLICY DATED 09.02.2016 (LICENSE NO. 16 OF 2019 DATED 09.02.2019 IN SECTOR-69, GURUGRAM MANESAR URBAN COMPLEX BEING DEVELOPED BY SH. MUKUL YADAV AND OTHERS C/O TULIP INFRA TECH PVT. LTD.

OWNER'S SIGNATURE
For TULIP INFRA TECH PVT. LTD.
AUTHORISED SIGNATORY

ARCHITECT'S SIGNATURE
APOORV SINGH
CA/2008/42704

STRUCTURE CONSULTANTS
OPTIMUM DESIGN CONSULTING ENGINEERS
B-24, SECTOR-67, NOIDA-201301
Phone: +91-520-649888, 07463333307
Email: info@optimumdesign.in
Website: www.optimumdesign.in

MEP CONSULTANTS
V Consulting
B-50 Soami Nagar,
New Delhi - 110056
Tel: 011-49848197 / 49849205

DRAWING TITLE
TYPE-A BLOCK-A1, A2, A3, A4, A5 & A6 LAYOUTS

ARCHITECTS
designcosmos
Architects & Interior Design Consultants
Second Floor, A-600, Saket, New Delhi, India
Email: designcosmos@gmail.com
Contact: 0124-4203676

DATE	FEB. 2019	DWG. NO.	S - 103c
SCALE	NTS		
DEALT	SJ		
CHECKED	MA		

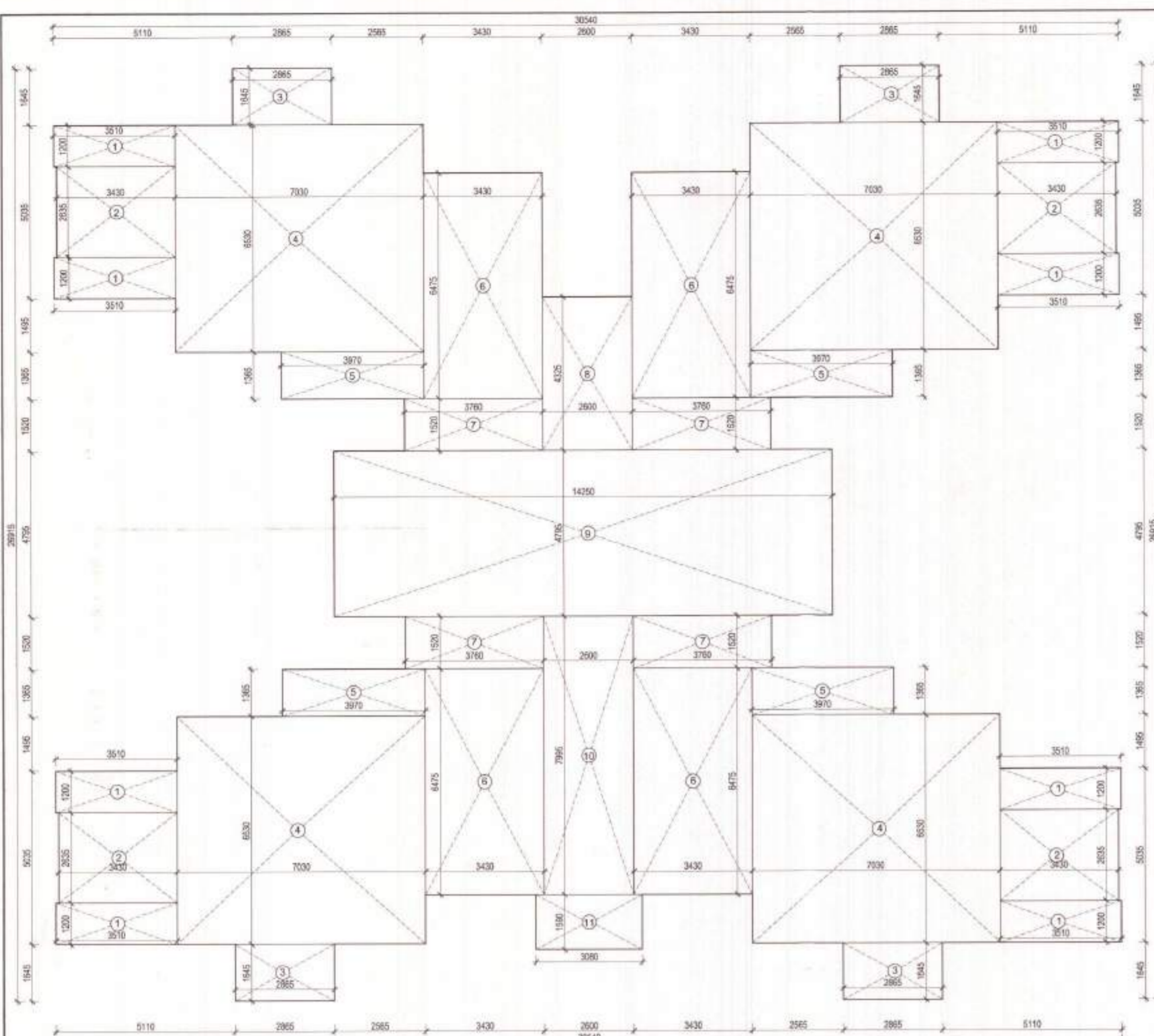
WATER TANK CAPACITY
TOWER A1, A2, A3, A4, A5 & A6
No. of units=105
CAP. = $\frac{(105 \times 5) + (12 \times 2) \times 172.5}{2}$
= 47,351.25 Lts.
= Say 47,400 Lts.
Flushing = 17,000 Lts.
Domestic = 31,000 Lts.
Fire = 10,000 Lts.

DOOR/WINDOW SCHEDULE

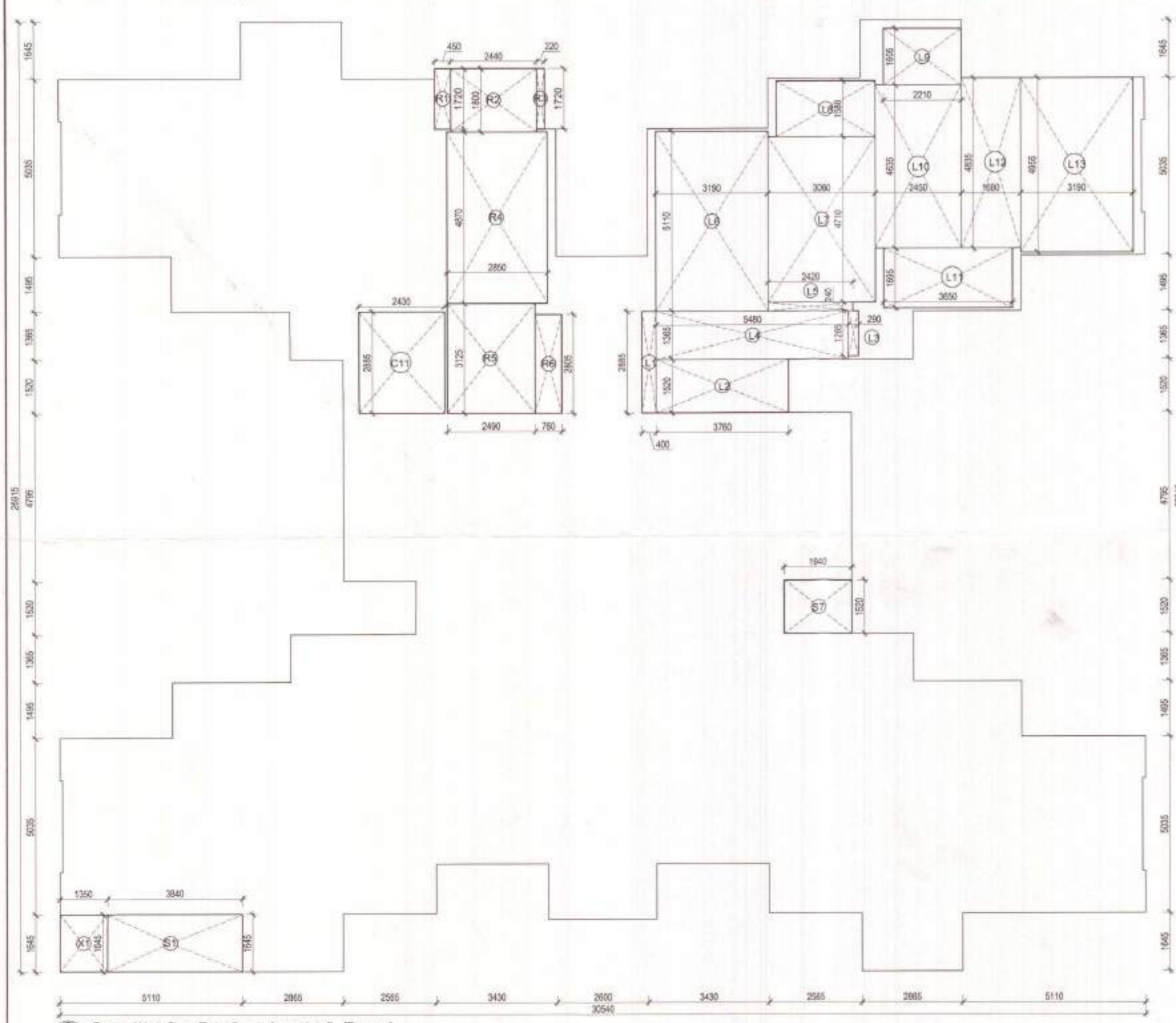
SN	Type	Width (mm)	Height (mm)	Limit (mm)	Height (mm)
1	D1	1100	±00	+2250 (BOB)	2250
2	D2	1000	+00	+2100	2100
3	D3	800	+00	+2100	2100
4	D4	700	+00	+2100	2100
5	DW1	2000	±00	+2250 (BOB)	2250
6	DW2	1440	±00	+2250 (BOB)	2250
7	DW3	1620	±00	+2250 (BOB)	2250
8	DW4	2440	±00	+2250 (BOB)	2250
9	DW5	1520	±00	+2250 (BOB)	2250
10	V1	450	+1400	+2250 (BOB)	850
11	W1	1520	+1000	+2250 (BOB)	1250
12	W2	2440	+1000	+2250 (BOB)	1250
13	W3	1620	+1000	+2250 (BOB)	1250

- LEGEND -
- 1 100 OD SWP PNC SSB & HENT PIPE
 - 2 100 OD SWP PNC WASTE & HENT PIPE
 - 3 50 OD SWP PNC WASTE & HENT PIPE
 - 4 100 OD UPVC RAIN WATER PIPE (FOR BALCONY)
 - 5 100 OD UPVC RAIN WATER PIPE (FOR TERRACE)
 - 6 FLOOR DRAIN
 - 7 FLOOR TRAP
 - 8 FLOOR SINK

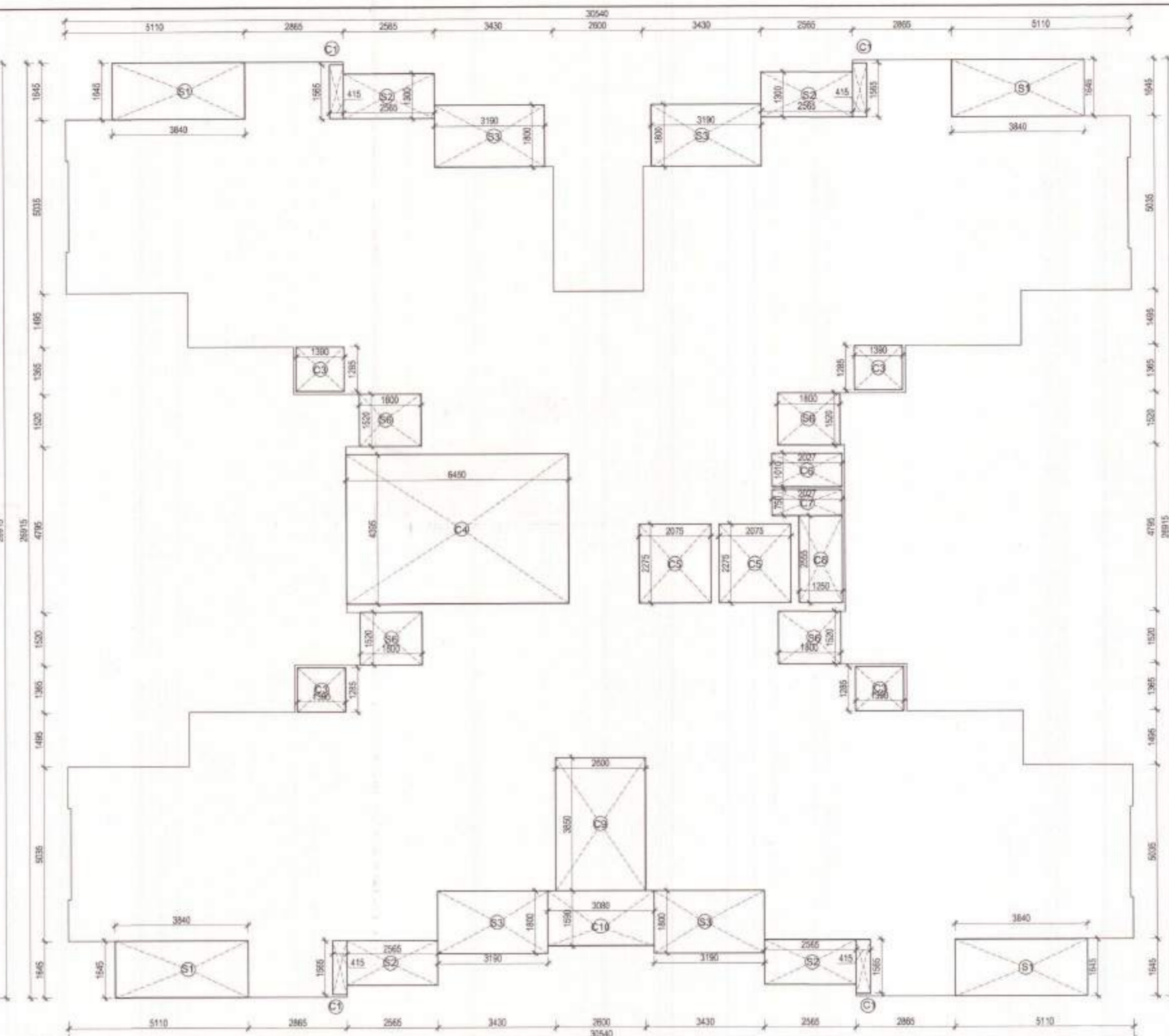
- LEGEND -
- 1 FIRE HOSE CABINET
 - 2 FIRE WALL SPRAWLER
 - 3 1 Ltr. WATER GAS PRESSURE TAP
 - 4 FIRE EXTINGUISHER
 - 5 3.5 Ltr. CO2 TYPIC FIRE EXTINGUISHER
 - 6 SLURRY VALVE
 - 7 FLOW INDICATING SWITCH
- NOTE:-
EACH FIRE HOSE CABINET SHALL CONSIST OF:
1. HOSE - GANGETA VALVE HELICOIDAL SPRING
2. HOSE - FIRE HOSE GANGETA FOR USING WITH
3. HOSE - FLOW INDICATING SWITCH
4. HOSE - FLOW INDICATING SWITCH
5. HOSE - FLOW INDICATING SWITCH
6. HOSE - FLOW INDICATING SWITCH
7. HOSE - FLOW INDICATING SWITCH



1 Typical floor Area detail 1-Tower A
SCALE - NTS



3 Ground/1st floor Extra/less Area detail - Tower A
SCALE - NTS



2 Typical floor Area detail 2-Tower A
SCALE - NTS

TOWER A1,A2,A3,A4,A5 & A6 AREA DETAIL				
TYPICAL FLOOR AREA DETAIL				
NAME	WIDTH (MM)	HEIGHT (MM)	NO. OF UNITS	AREA (SQ M)
1	3510	1200	8	33.696
2	3430	2635	4	36.152
3	2895	1645	4	18.852
4	7030	6530	4	183.624
5	3970	1365	4	21.676
6	3430	6475	4	88.837
7	3760	1520	4	22.861
8	2900	4325	1	11.245
9	14250	4795	1	68.329
10	2800	7995	1	20.787
11	3080	1590	1	4.897
TOTAL				510.955
TYPICAL FLOOR BALCONY AREA DETAIL				
NAME	WIDTH (MM)	HEIGHT (MM)	NO. OF UNITS	AREA (SQ M)
S1	3840	1645	4	25.267
S2	2565	1300	4	13.338
S3	3285	1800	4	23.652
S6	1800	1520	4	10.944
TOTAL AREA				73.201
GROUND COVERAGE AT GROUND FLOOR				
= TYPICAL FLOOR AREA+TOTAL BALCONY AREA+LOBBY AREA (X1)				586.460
LESS AREA 1 DETAIL (SHAFTS & STAIRCASE)				
NAME	WIDTH (MM)	HEIGHT (MM)	NO. OF UNITS	AREA (SQ M)
C1	415	1565	4	2.598
C3	1390	1285	4	7.145
C4	6450	4395	1	28.348
C5	2075	2275	2	9.441
C6	2027	1010	1	2.047
C7	2027	750	1	1.530
C8	2555	1250	1	3.194
C9	2900	3850	1	10.010
C10	3080	1590	1	4.897
TOTAL				69.200
LESS AREA 2 DETAIL (FIRST FLOOR)				
NAME	WIDTH (MM)	HEIGHT (MM)	NO. OF UNITS	AREA (SQ M)
L1	400	2885	1	1.154
L2	3760	1520	1	5.715
L3	290	1285	1	0.373
L4	5480	1365	1	7.480
L5	240	2420	1	0.581
L6	3190	5110	1	16.301
L7	3060	4710	1	14.413
L8	2820	1590	1	4.496
L9	2210	1605	1	3.547
L10	2450	4635	1	11.356
L11	3650	1695	1	6.187
L12	1680	4835	1	8.123
L13	9190	4955	1	15.906
TOTAL				95.491

LOBBY AREA DETAIL				
NAME	WIDTH (MM)	HEIGHT (MM)	NO. OF UNITS	AREA (SQ M)
X1	1400	1645	1	2.303
S1	3840	1645	1	6.317
S7	1940	1520	1	2.948
TOTAL				11.569

LESS AREA 3 DETAIL (19th FLOOR)				
NAME	WIDTH (MM)	HEIGHT (MM)	NO. OF UNITS	AREA (SQ M)
C11	2430	2885	1	7.011
TOTAL				7.011

FAR AREA ON GROUND FLOOR				
FLOOR AREA - LOBBY AREA				522.524
FAR AREA ON TYPICAL FLOOR				
FLOOR AREA-LESS AREA 1				441.755
FAR AREA ON 1st FLOOR				
FLOOR AREA-LESS AREA 2				346.265
FAR AREA ON 18th FLOOR				
TYPICAL FLOOR AREA + S7				444.704

MUMTY/ OVERHEAD WATER TANK AREA DETAIL				
NAME	WIDTH (MM)	HEIGHT (MM)	NO. OF UNITS	AREA (SQ M)
T1	14250	4795	1	68.32975
TOTAL				68.32975

LESS AREA 4 DETAIL (REFUGE AREA)				
Gross floor area on 18th floor				586.460
Gross floor area on 19th floor				586.460
Total Area				1172.9193
Total no. of occupants @ 12.5sq.m				93.834
Area @ 0.3 sqmt per person				28.150
Additional area for wheelchair				0.9
TOTAL PERMISSIBLE REFUGE AREA (FREE OF FAR)				29.0501

PROPOSED REFUGE AREA				
NAME	WIDTH (MM)	HEIGHT (MM)	NO. OF UNITS	AREA (SQ M)
R1	450	1720	1	0.774
R2	2440	1800	1	4.392
R3	220	1720	1	0.3784
R4	2850	4870	1	13.8795
R5	2490	3125	1	7.78125
R6	750	2805	1	2.1318
TOTAL				29.337
FAR AREA ON 19th FLOOR (Refuge Floor)				
FAR ON 18TH FLOOR-LESS AREA 3-LESS AREA 4				408.644

AREA CHART - TOWER A1,A2,A3,A4,A5 & A6					
FAR DETAIL	AREA (SQ M)	NO. OF UNITS ON FLOOR	NO. OF FLOORS	TOTAL NO. OF UNITS	TOTAL AREA (SQ M)
GROUND FLOOR	522.5241	3	1	3	522.5241
TYPICAL FLOOR (1st Floor)	346.2647	3	1	3	346.2647
TYPICAL FLOOR (2nd-17th, 20th-26th)	441.7555	4	23	92	10180.3760
TYPICAL FLOOR (18th Floor)	444.7043	4	1	4	444.7043
REFUGE FLOOR (19th Floor)	408.6437	3	1	3	408.6437
NET FAR AREA OF ONE TOWER					11882.5128
TOTAL NO. OF UNITS IN ONE TOWER				105	
TOTAL FAR AREA OF 6 TOWERS					71296.0766
TOTAL GROUND COVERAGE OF ONE TOWER					586.4587
TOTAL GROUND COVERAGE OF 6 TOWER					3518.7579

PROJECT TITLE
Submission Drawings of Group Housing Colony (TOD Zone)

BUILDING PLANS OF GROUP HOUSING COLONY FOR AN AREA MEASURING 7.4583 ACRES UNDER TOD POLICY DATED 09.02.2016 (LICENSE NO. 16 OF 2019 DATED 09.02.2019 IN SECTOR-69, GURUGRAM MANESAR URBAN COMPLEX BEING DEVELOPED BY SH. MUKUL YADAV AND OTHERS C/O TULIP INFRA TECH PVT. LTD.

OWNER'S SIGNATURE
For TULIP INFRA TECH PVT. LTD.
V.J.
AUTHORISED SIGNATORY

ARCHITECT'S SIGNATURE
Apoorv Singh
CA/2008/42704

STRUCTURE CONSULTANTS
OPTIMUM DESIGN CONSULTING ENGINEERS
#102, SECTOR-67, NOIDA-201301
Phone: +91-0120-449886, 0120-233307
Email: info@optimumdesign.in
Website: www.optimumdesign.in

MEP CONSULTANTS
V Consulting
B-50 Soami Nagar,
New Delhi - 110056
Tel: 011-49848197 / 49849205

DRAWING TITLE
TYPE-A BLOCK-A1,A2,A3,A4, A5 & A6 AREA DETAILS

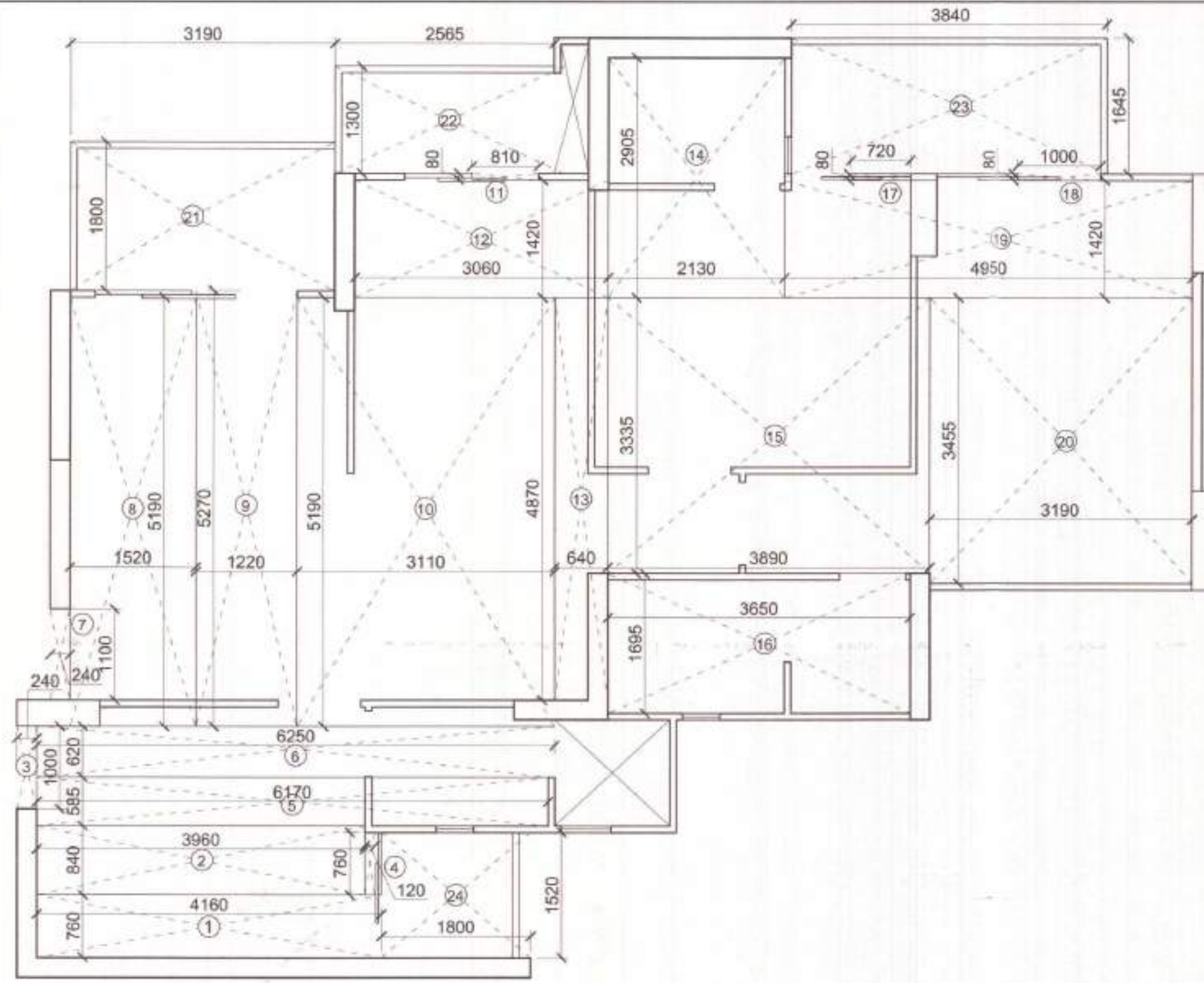
ARCHITECTS
designcosmos
Architects & Interior Design Consultants
Second Floor, A-609, Sushant Lok-I, Gurgaon.
Email: designcosmos@gmail.com
Contact: 0124-4200678

DATE	FEB. 2019	DWG. NO.	S - 103d
SCALE	NTS		
DEALT	SJ		
CHECKED	MA		

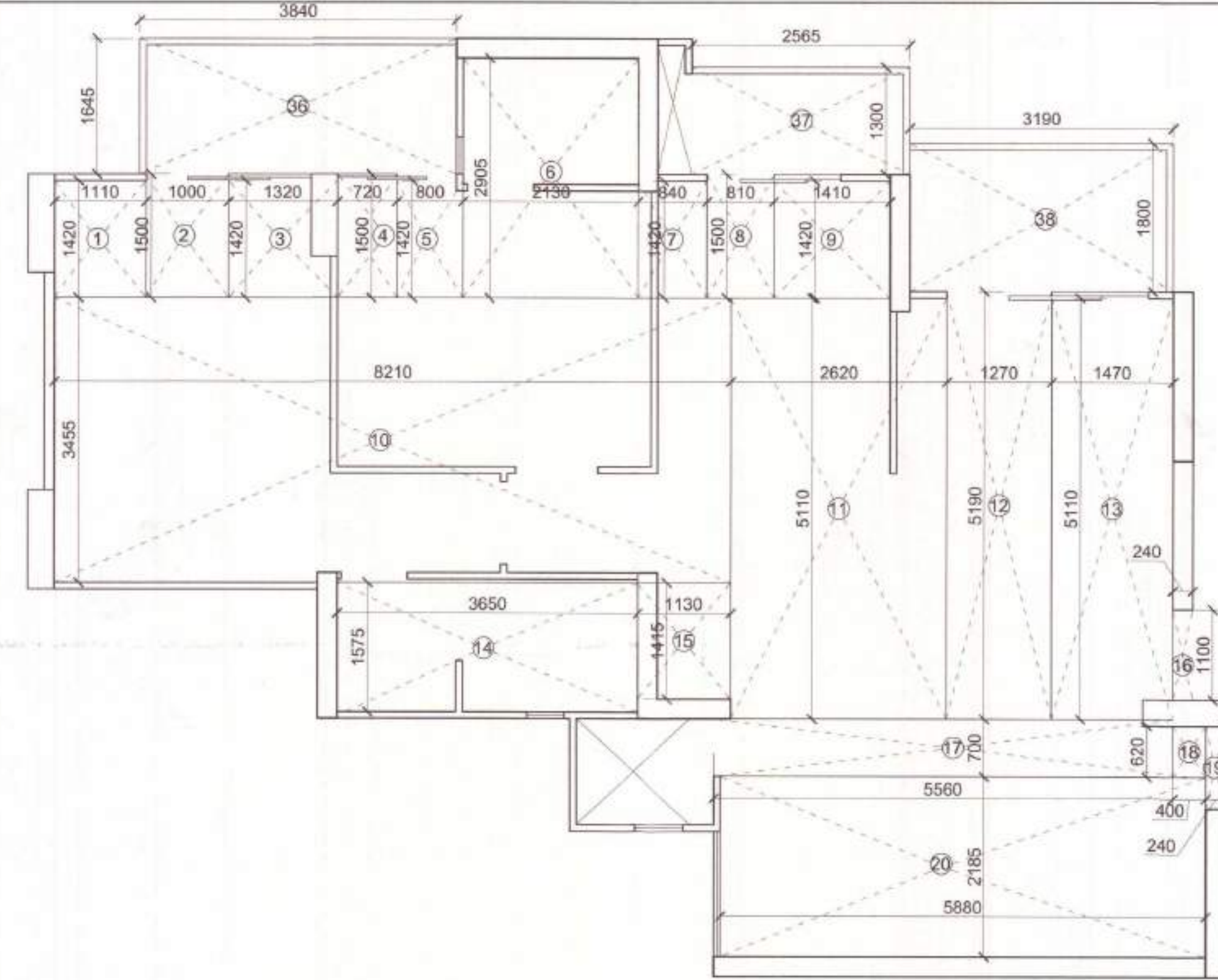
A.D.F.O. (H.O)
DFS PKL
Member B.P.C.

Rajesh Dutt
JD(HQ)

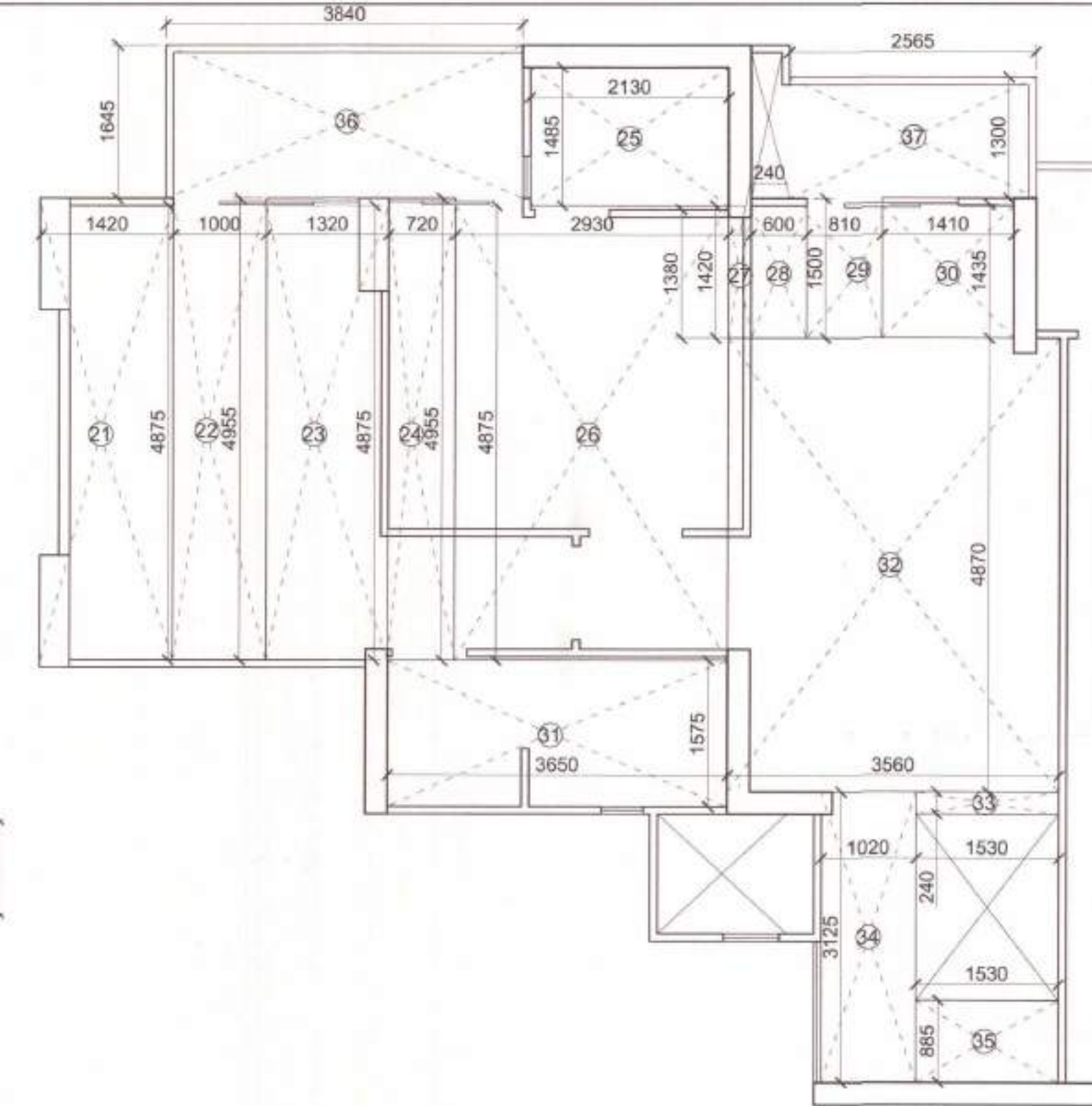
DINESH KUMAR
SD (HQ)



1 Carpet Area- Unit-Type 1- 3BHK
SCALE - NTS



2 Carpet Area (P)- Unit-Type 2- 4BHK (18th Floor)
SCALE - NTS



3 Carpet Area (Q)- Unit-Type 2- 4BHK (19th Floor)
SCALE - NTS

DINESH KUMAR SD (HQ)

Rajesh Dutt JD (HQ)

CARPET AREA DETAIL- UNIT -TYPE 1 (3BHK)					
1	4160	x	760	x	1 = 3.162 Sqm.
2	3960	x	840	x	1 = 3.326 Sqm.
3	240	x	1000	x	1 = 0.240 Sqm.
4	120	x	760	x	1 = 0.091 Sqm.
5	6170	x	585	x	1 = 3.609 Sqm.
6	6250	x	620	x	1 = 3.875 Sqm.
7	240	x	1100	x	1 = 0.264 Sqm.
8	1520	x	5190	x	1 = 7.889 Sqm.
9	1220	x	5270	x	1 = 6.429 Sqm.
10	3110	x	5190	x	1 = 16.141 Sqm.
11	810	x	80	x	1 = 0.065 Sqm.
12	3060	x	1420	x	1 = 4.345 Sqm.
13	640	x	4870	x	1 = 3.117 Sqm.
14	2130	x	2905	x	1 = 6.188 Sqm.
15	3890	x	3335	x	1 = 12.973 Sqm.
16	3650	x	1695	x	1 = 6.187 Sqm.
17	720	x	80	x	1 = 0.058 Sqm.
18	1000	x	80	x	1 = 0.080 Sqm.
19	4950	x	1420	x	1 = 7.029 Sqm.
20	3190	x	3455	x	1 = 11.021 Sqm.
TOTAL AREA					= 96.089 Sqm.
21	3190	x	1800	x	1 = 5.742 Sqm.
22	2565	x	1300	x	1 = 3.335 Sqm.
23	3840	x	1645	x	1 = 6.317 Sqm.
24	1800	x	1520	x	1 = 2.736 Sqm.
TOTAL BALCONY AREA					= 18.129 Sqm.

CARPET AREA DETAIL- UNIT -TYPE 2 (4BHK)					
CARPET AREA DETAIL on 18th Floor (P)					
1	1110	x	1420	x	1 = 1.576 Sqm.
2	1000	x	1500	x	1 = 1.500 Sqm.
3	1320	x	1420	x	1 = 1.874 Sqm.
4	720	x	1500	x	1 = 1.080 Sqm.
5	800	x	1420	x	1 = 1.136 Sqm.
6	2130	x	2905	x	1 = 6.188 Sqm.
7	840	x	1420	x	1 = 1.193 Sqm.
8	810	x	1500	x	1 = 1.215 Sqm.
9	1410	x	1420	x	1 = 2.002 Sqm.
10	8210	x	3455	x	1 = 28.366 Sqm.
11	2620	x	5110	x	1 = 13.388 Sqm.
12	1270	x	5190	x	1 = 6.591 Sqm.
13	1470	x	5110	x	1 = 7.512 Sqm.
14	3650	x	1575	x	1 = 5.749 Sqm.
15	1130	x	1415	x	1 = 1.599 Sqm.
16	240	x	1100	x	1 = 0.264 Sqm.
17	5560	x	700	x	1 = 3.892 Sqm.
18	620	x	400	x	1 = 0.248 Sqm.
19	240	x	1000	x	1 = 0.240 Sqm.
20	5880	x	2185	x	1 = 12.848 Sqm.
TOTAL AREA					= 98.461 Sqm.
CARPET AREA DETAIL on 19th Floor (Q)					
21	1420	x	4875	x	1 = 6.923 Sqm.
22	1000	x	4955	x	1 = 4.955 Sqm.
23	1320	x	4875	x	1 = 6.435 Sqm.
24	720	x	4955	x	1 = 3.568 Sqm.
25	2130	x	1485	x	1 = 3.163 Sqm.
26	2930	x	4875	x	1 = 14.284 Sqm.
27	240	x	1380	x	1 = 0.331 Sqm.
28	600	x	1420	x	1 = 0.852 Sqm.
29	810	x	1500	x	1 = 1.215 Sqm.
30	1410	x	1420	x	1 = 2.002 Sqm.
31	3650	x	1575	x	1 = 5.749 Sqm.
32	3560	x	4870	x	1 = 17.337 Sqm.
33	1530	x	240	x	1 = 0.367 Sqm.
34	1020	x	3125	x	1 = 3.188 Sqm.
35	1530	x	885	x	1 = 1.354 Sqm.
TOTAL AREA					= 71.722 Sqm.
TOTAL AREA (P+Q)					= 170.183 Sqm.
BALCONY AREA					
36	3840	x	1645	x	2 = 12.634 Sqm.
37	2565	x	1300	x	2 = 6.669 Sqm.
38	3190	x	1800	x	1 = 5.742 Sqm.
TOTAL BALCONY AREA					= 25.045 Sqm.

Carpet area / No. Of Dwelling Units "TOWER A1,A2,A3,A4,A5 & A6"				
S.N.	Floor	No. Of Units Of Type		No. of units per Floor
		3-Bhk	4-Bhk	
1	Ground Floor	3	0	3
2	1st Floor	3	0	3
3	2nd Floor	4	0	4
4	3rd Floor	4	0	4
5	4th Floor	4	0	4
6	5th Floor	4	0	4
7	6th Floor	4	0	4
8	7th Floor	4	0	4
9	8th Floor	4	0	4
10	9th Floor	4	0	4
11	10th Floor	4	0	4
12	11th Floor	4	0	4
13	12th Floor	4	0	4
14	13th Floor	4	0	4
15	14th Floor	4	0	4
16	15th Floor	4	0	4
17	16th Floor	4	0	4
18	17th Floor	4	0	4
19	18th Floor	3	1	4
20	19th Floor	3	0	3
21	20th Floor	4	0	4
22	21st Floor	4	0	4
23	22nd Floor	4	0	4
24	23rd Floor	4	0	4
25	24th Floor	4	0	4
26	25th Floor	4	0	4
27	26th Floor	4	0	4
TOTAL		104	1	105
Carpet Area (sqm.)		96.09	170.18	
Total Carpet Area of each Type		9993.27	170.18	
TOTAL CARPET AREA OF TOWER A1 (sqm.)=				10163.45
TOTAL CARPET AREA OF 6 TOWERS (sqm.)=				60980.72
Balcony area		18.13	25.04	
Total balcony Area of each Type		1885.45	25.04	
Total Balcony area for one tower =				1910.49
TOTAL BALCONY AREA OF 6 TOWERS (sqm.)=				11462.9508

PROJECT TITLE
Submission Drawings of Group Housing Colony (TOD Zone)

BUILDING PLANS OF GROUP HOUSING COLONY FOR AN AREA MEASURING 7.4583 ACRES UNDER TOD POLICY DATED 09.02.2016 (LICENSE NO. 16 OF 2019 DATED 09.02.2019 IN SECTOR-69, GURUGRAM MANESAR URBAN COMPLEX BEING DEVELOPED BY SH. MUKUL YADAV AND OTHERS C/O TULIP INFRA TECH PVT. LTD.

OWNER'S SIGNATURE
For TULIP INFRA TECH PVT. LTD.
AUTHORISED SIGNATORY

ARCHITECT'S SIGNATURE
APOORV SINGH
CA/2008/42704

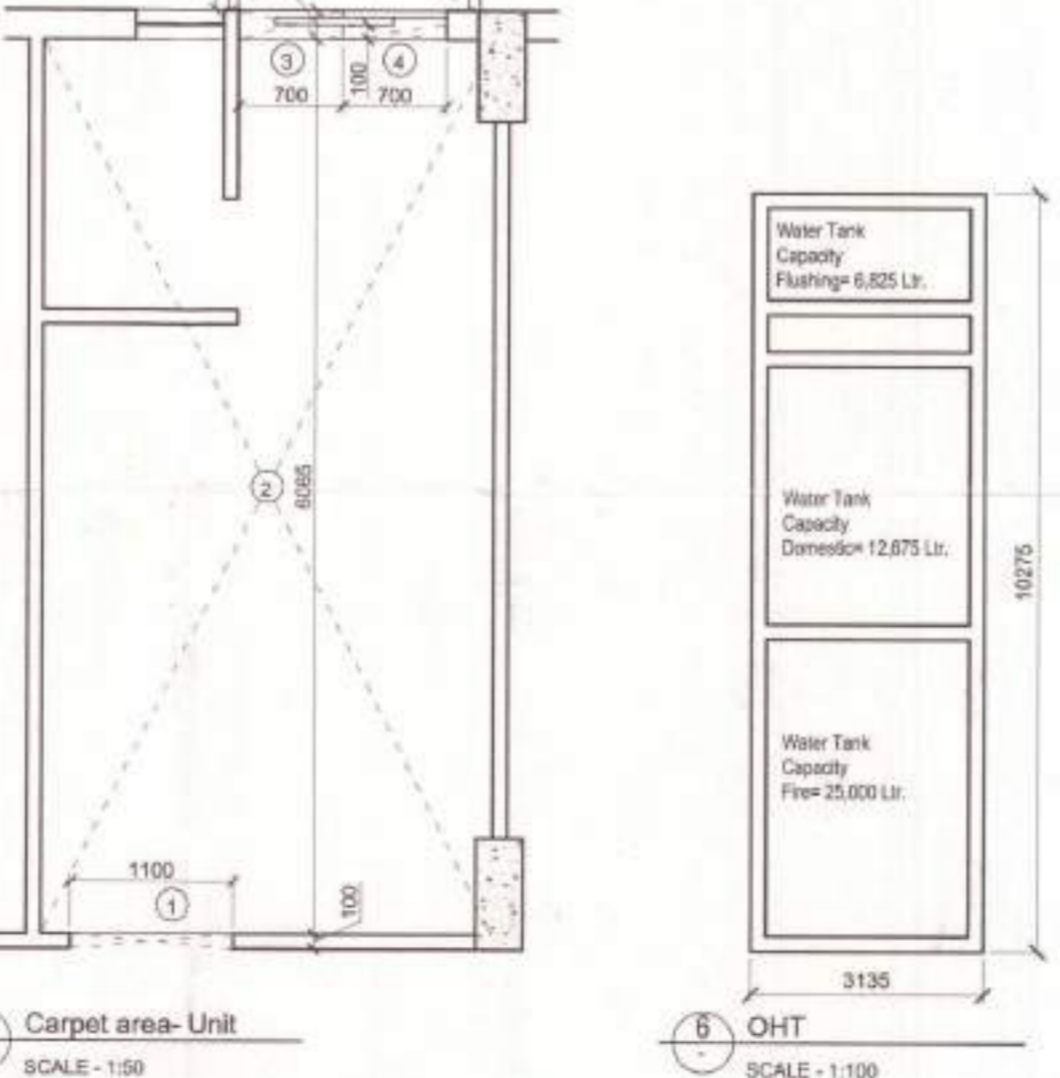
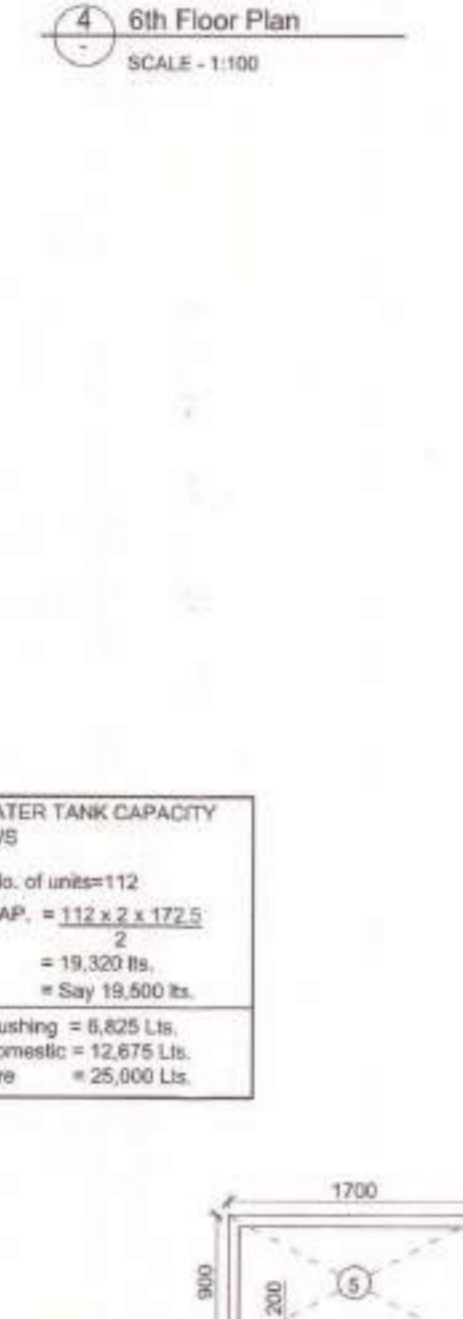
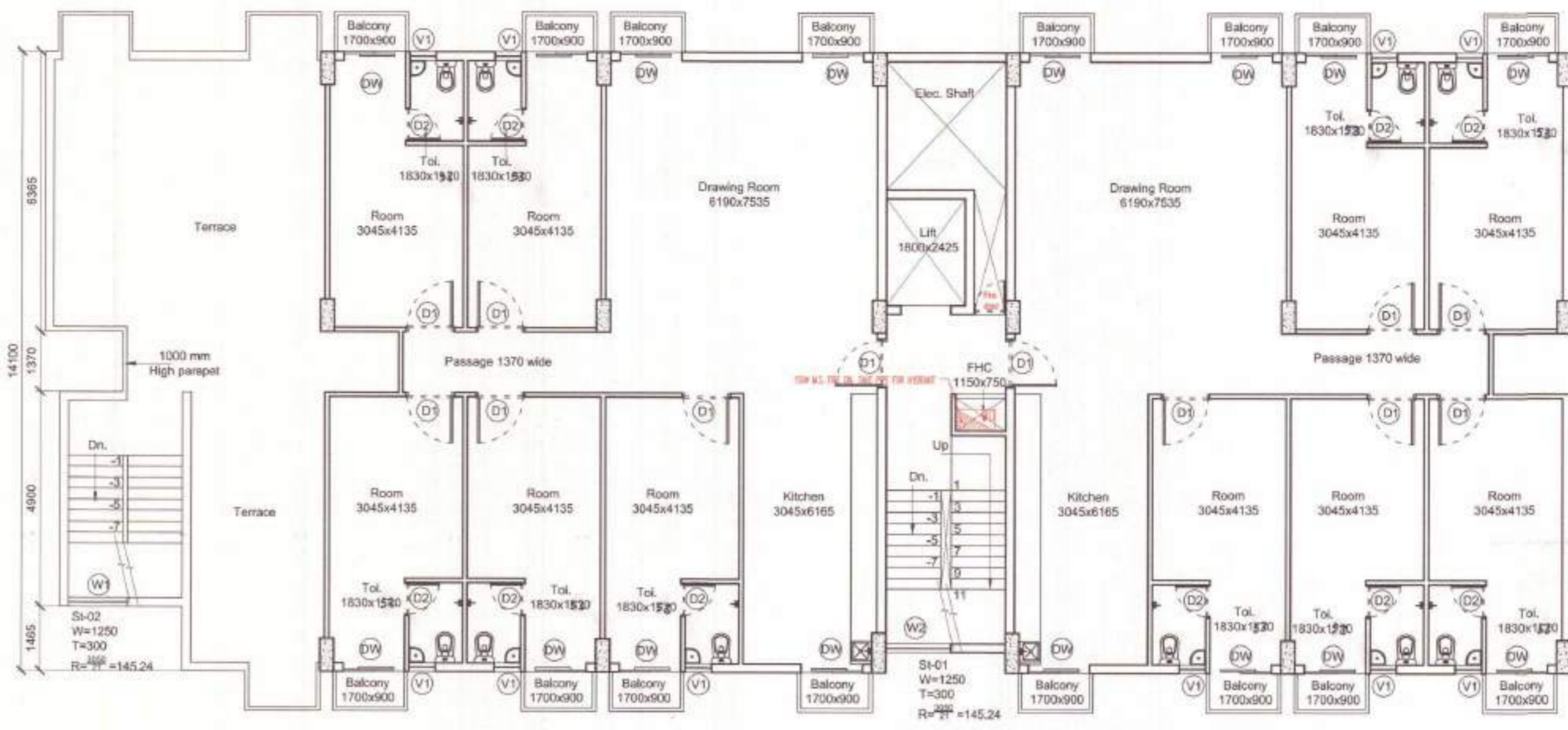
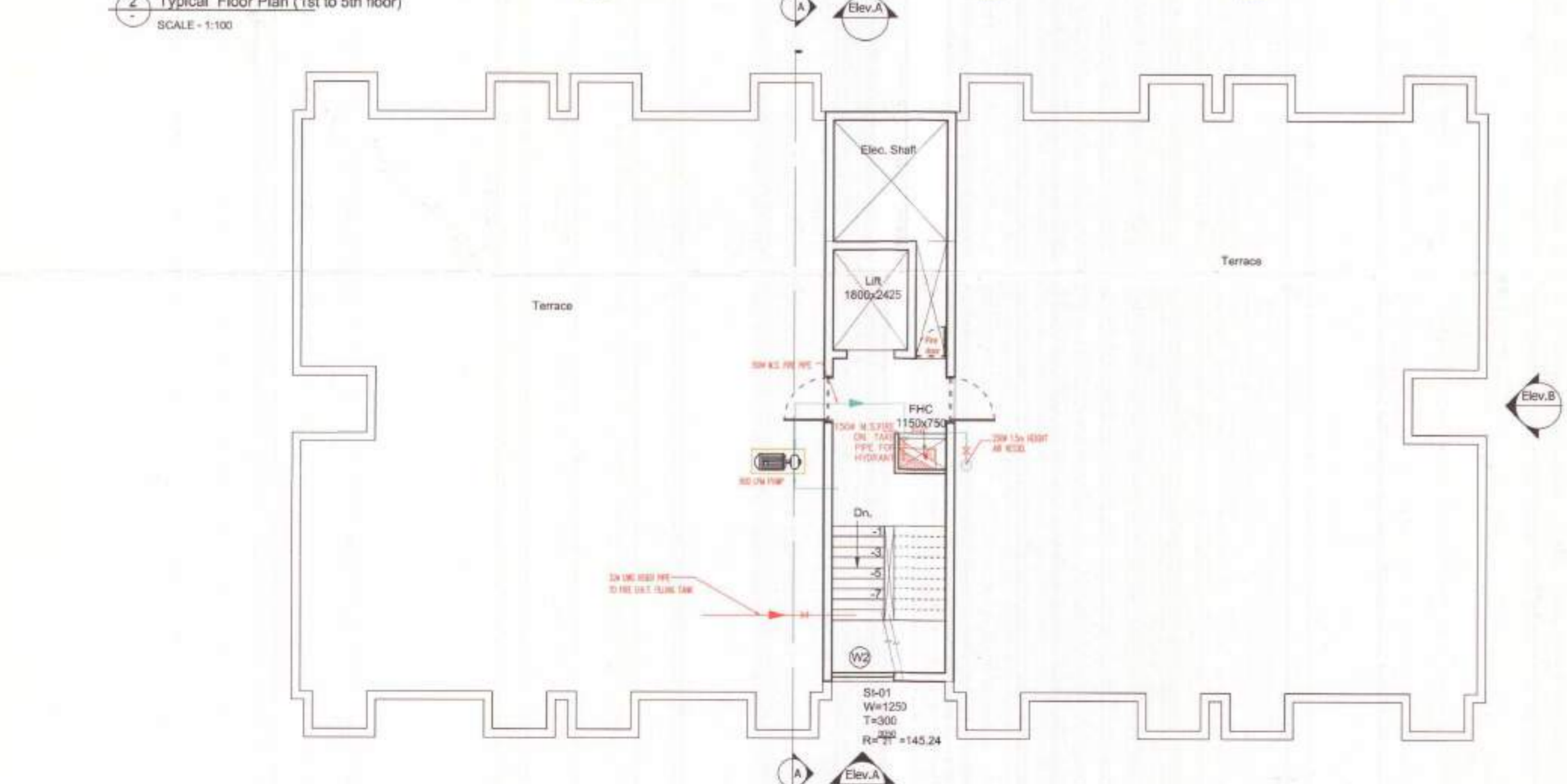
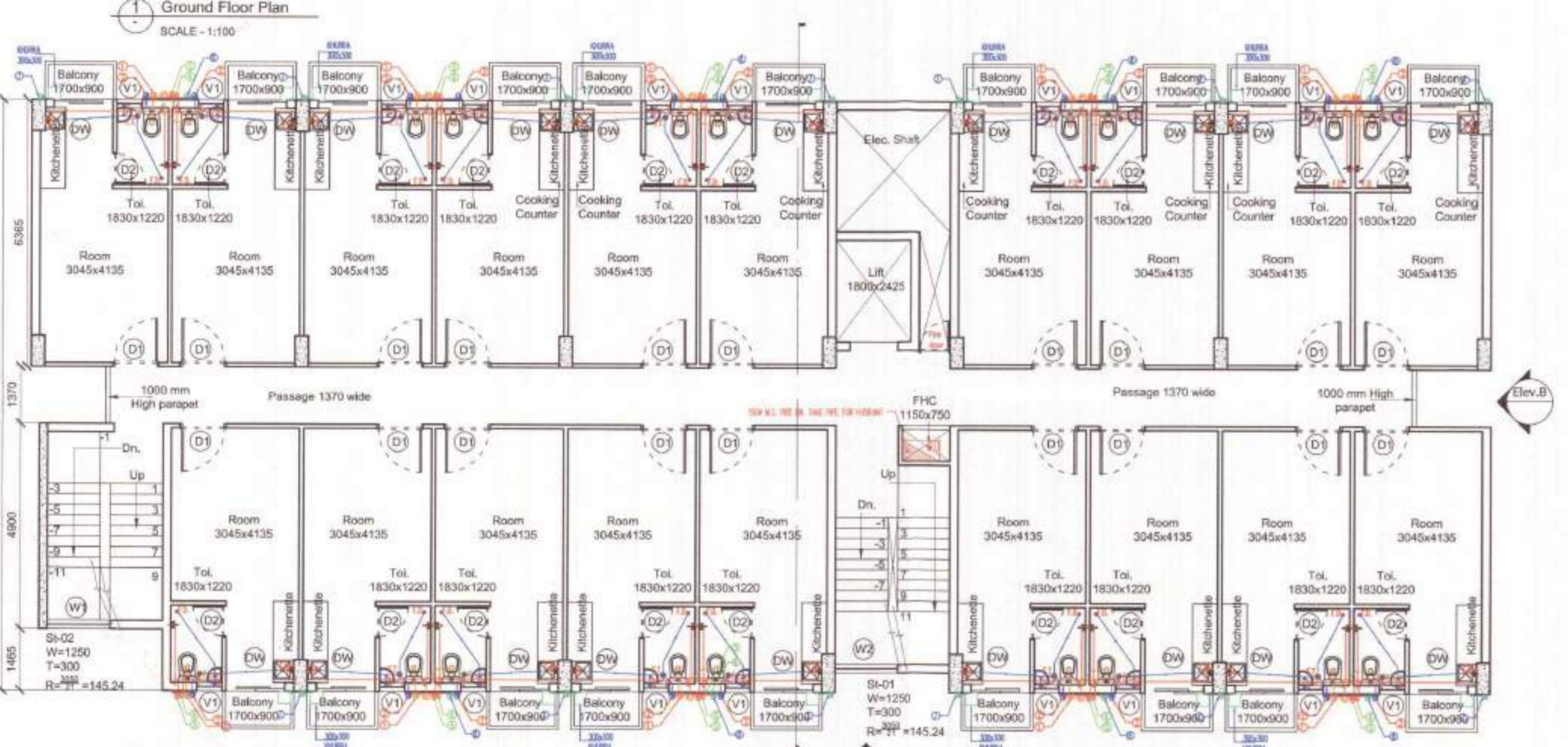
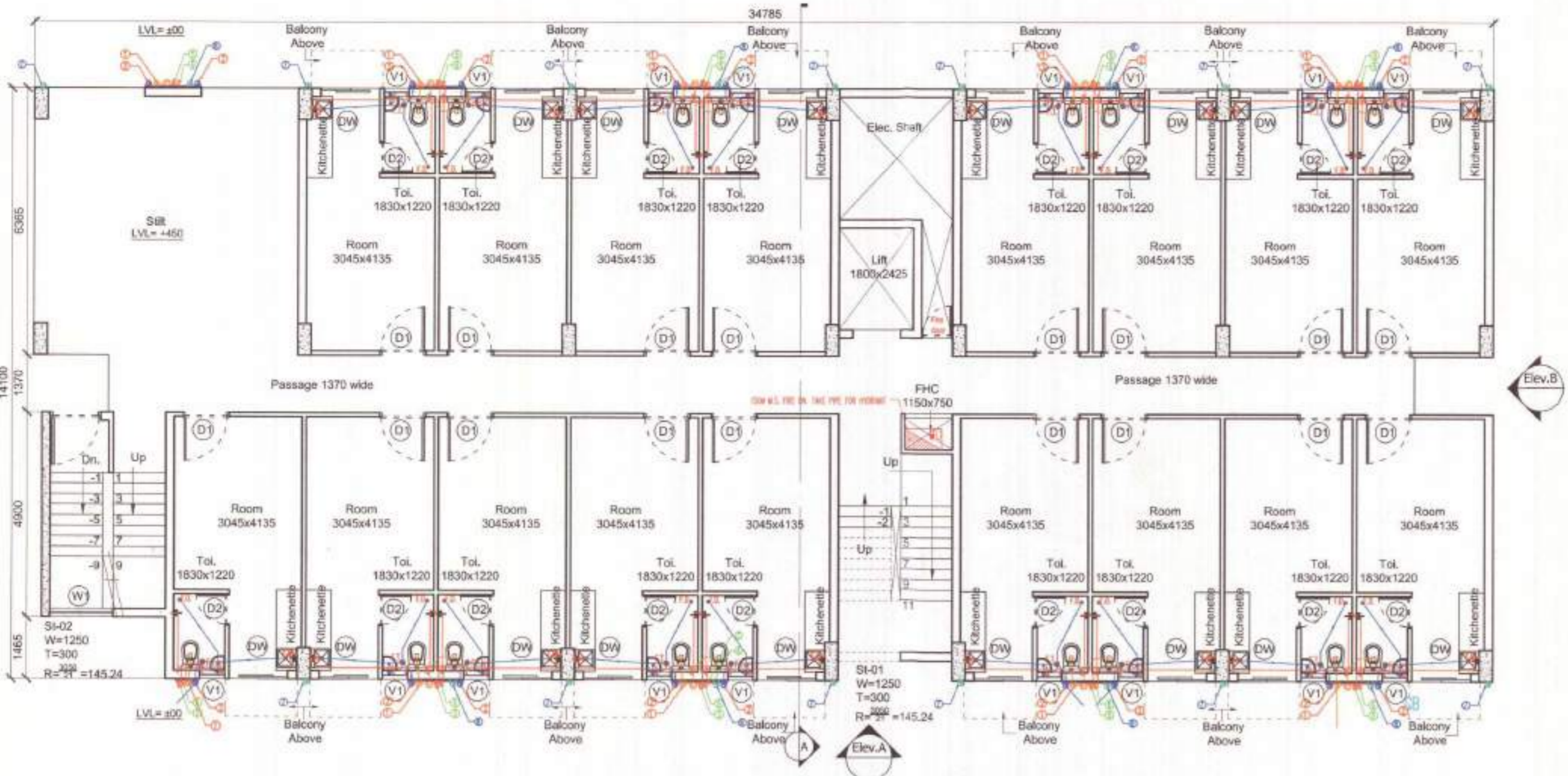
STRUCTURE CONSULTANTS
OPTIMUM DESIGN PVT. LTD.
CONSULTING ENGINEERS
AN ISO 9001:2008 Certified Co.
B-24, SECTOR-67, NOIDA-201301
Phone:- 0120-4458888/0120-3333337
Email:- info@optimumdesign.in
Website:- www.optimumdesign.in

MEP CONSULTANTS
V Consulting
B-50 Soami Nagar,
New Delhi - 110056
Tel:- 011-49848197 / 49849205

DRAWING TITLE
UNIT-3 BHK & 4 BHK
CARPET AREA DETAILS

ARCHITECTS
designcosmos
Architects & Interior Design Consultants
Second Floor, A-609, Sushanti Lok-I, Gurgaon.
Email:- designcosmos@gmail.com,
Contact:- 0124-4203876

DATE	FEB. 2019	DWG. NO.
SCALE	NTS	S - 103e
DEALT	SJ	
CHECKED	MA	



LEGEND:-

- 1 TO OD SWP PVC SOIL & WENT PIPE
- 2 TO OD SWP PVC WASTE & VENT PIPE
- 3 SWP PVC ROOF TO D.I.T. FILING TANK
- 4 SWP PVC ROOF TO D.I.T. FILING TANK
- 5 FWS DR. TAKE PIPE
- 6 FWS DR. TAKE PIPE
- 7 TO OD UPVC RAIN WATER PIPE FOR BALCONY
- 8 TO OD UPVC RAIN WATER PIPE FOR TERRACE
- 9 FLOOR TRAP
- 10 FLOOR DRAIN (Internal) Subject to comments in drawing
- 11 DOMESTIC WATER SUPPLY PIPE
- 12 FWS FLUSHING (WATER PRESSURE)
- 13 WATER RLY VALVE

LEGEND

DINESH

- REAR FIRE HOSE REEL
- 9 Ltr. WATER GAS PRESSURE TYPE FIRE EXTINGUISHER
- 4.5 kg CO2 TYPE FIRE EXTINGUISHER
- BUTTERFLY VALVE
- NON-RETURN VALVE
- FLOW INDICATING SWITCH

DOOR/WINDOW SCHEDULE

SN.	Type	Width (mm)	Clear (mm)	Lintel (mm)	Height (mm)
1	D1	1100	400	+2300	2300
2	D2	750	+00	+2300	2300
3	DW	1400	+00	+2300	2300
4	W1	1350	+1000	+2300	1070
5	W2	1485	+1000	+2300	815
6	V1	800	+1000	+2300	1250

PROJECT TITLE

Submission Drawings of Group Housing Colony (TOD Zone)

BUILDING PLANS OF GROUP HOUSING COLONY FOR AN AREA MEASURING 7.4583 ACRES UNDER TOD POLICY DATED 09.02.2016 (LICENSE NO. 16 OF 2019 DATED 09.02.2019 IN SECTOR-69, GURUGRAM MANESAR URBAN COMPLEX BEING DEVELOPED BY SH. MUKUL YADAV AND OTHERS C/O TULIP INFRATECH PVT. LTD.

OWNER'S SIGNATURE

For TULIP INFRATECH PVT. LTD.

AUTHORISED SIGNATORY

ARCHITECT'S SIGNATURE

APOORV SINGH
CA/2008/42704

STRUCTURE CONSULTANTS

OPTIMUM DESIGN PVT. LTD.
CONSULTING ENGINEERS
PLOT NO. 2001/2008, GATEWAY NO. B-24, SECTOR-67, NOIDA-201301
Phone: +91-522-4466888, 0743333337
Email: info@optimumdesign.in
Website: www.optimumdesign.in

MEP CONSULTANTS

V Consulting
B-50 Soami Nagar,
New Delhi - 110056
Tel: 011-49848197 / 49849205

DRAWING TITLE

EWS BUILDING LAYOUTS & AREA DETAILS

ARCHITECTS

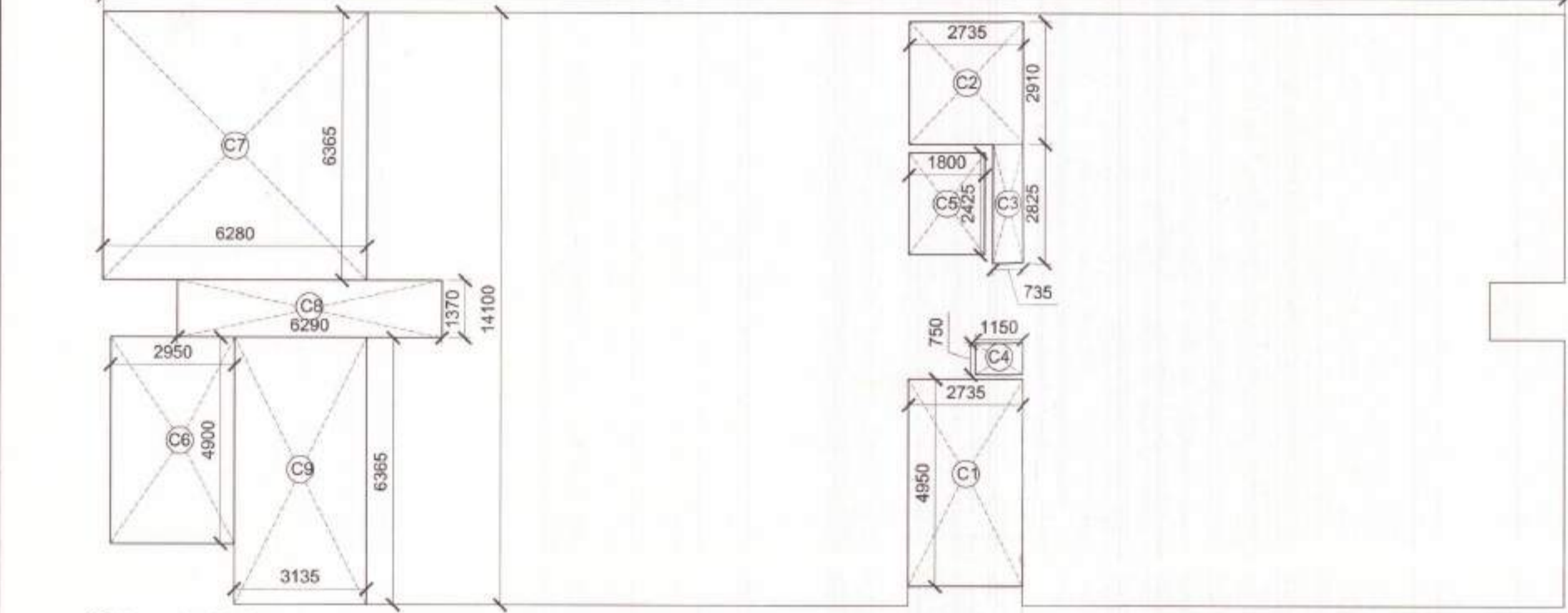
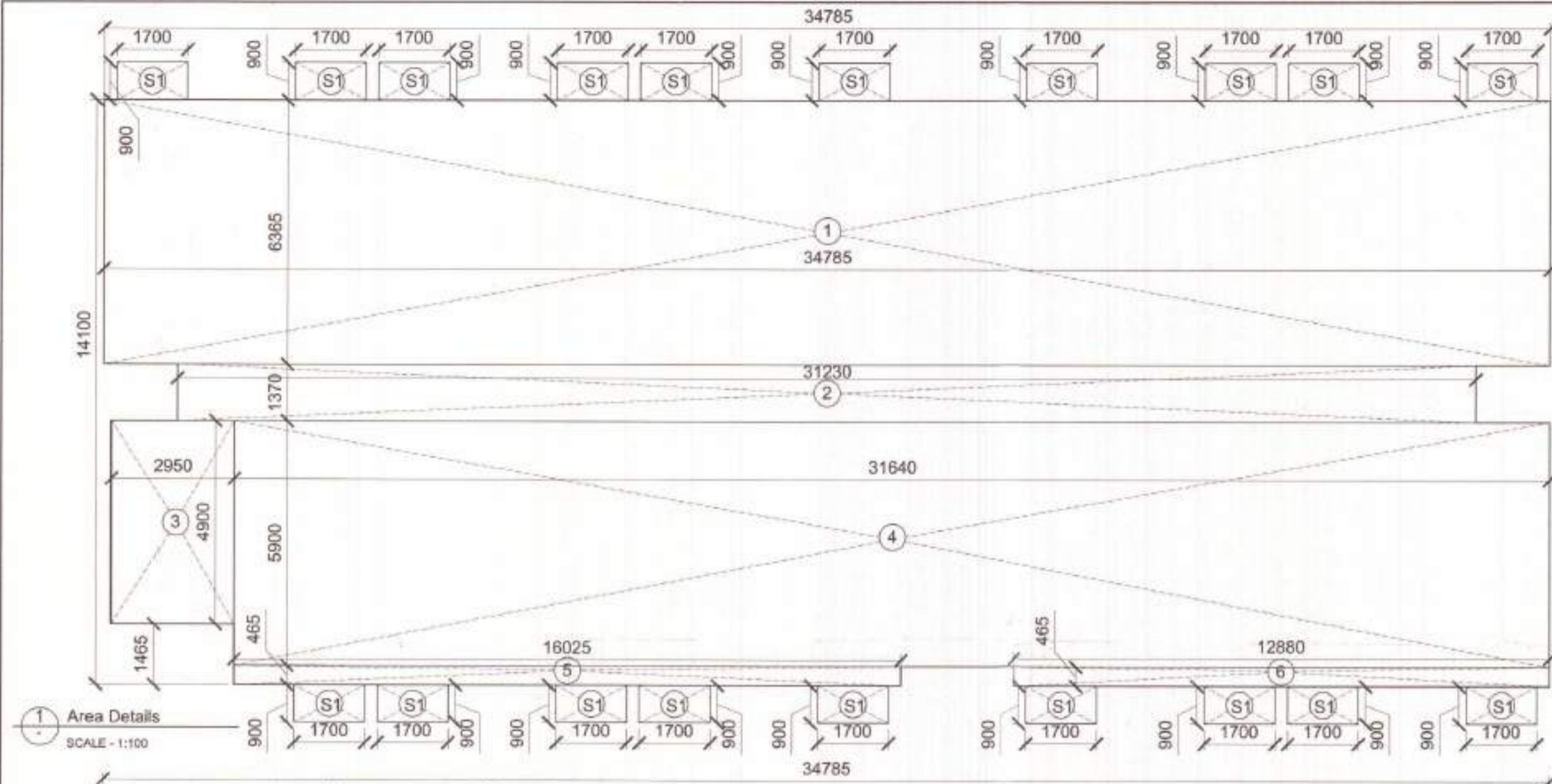
designcosmos
Architects & Interior Design Consultants
Second Floor, A-609, Sushant Lok-I, Gurgaon.
Email: designcosmos@gmail.com,
Contact: 0124-4203078

DATE	FEB. 2019	DWG. NO.
SCALE	NTS	S - 104a
DEALT	SJ	
CHECKED	MA	

CTA
Chairman
BPC
ATP

ADD.F.O. (NSI)
D.P.S. PKL
Member B.P.C.

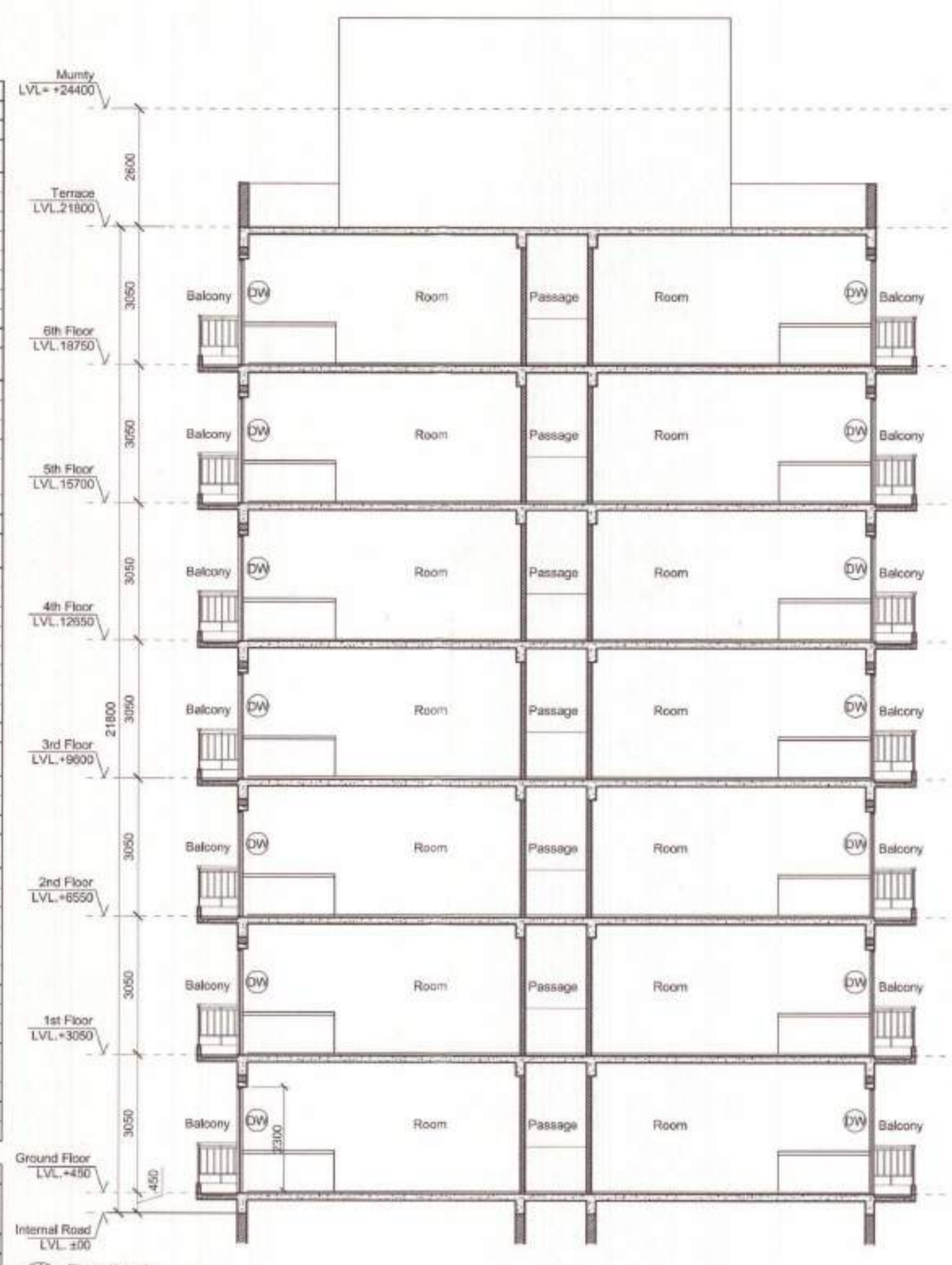
Rajesh Dutt
JD(HQ)



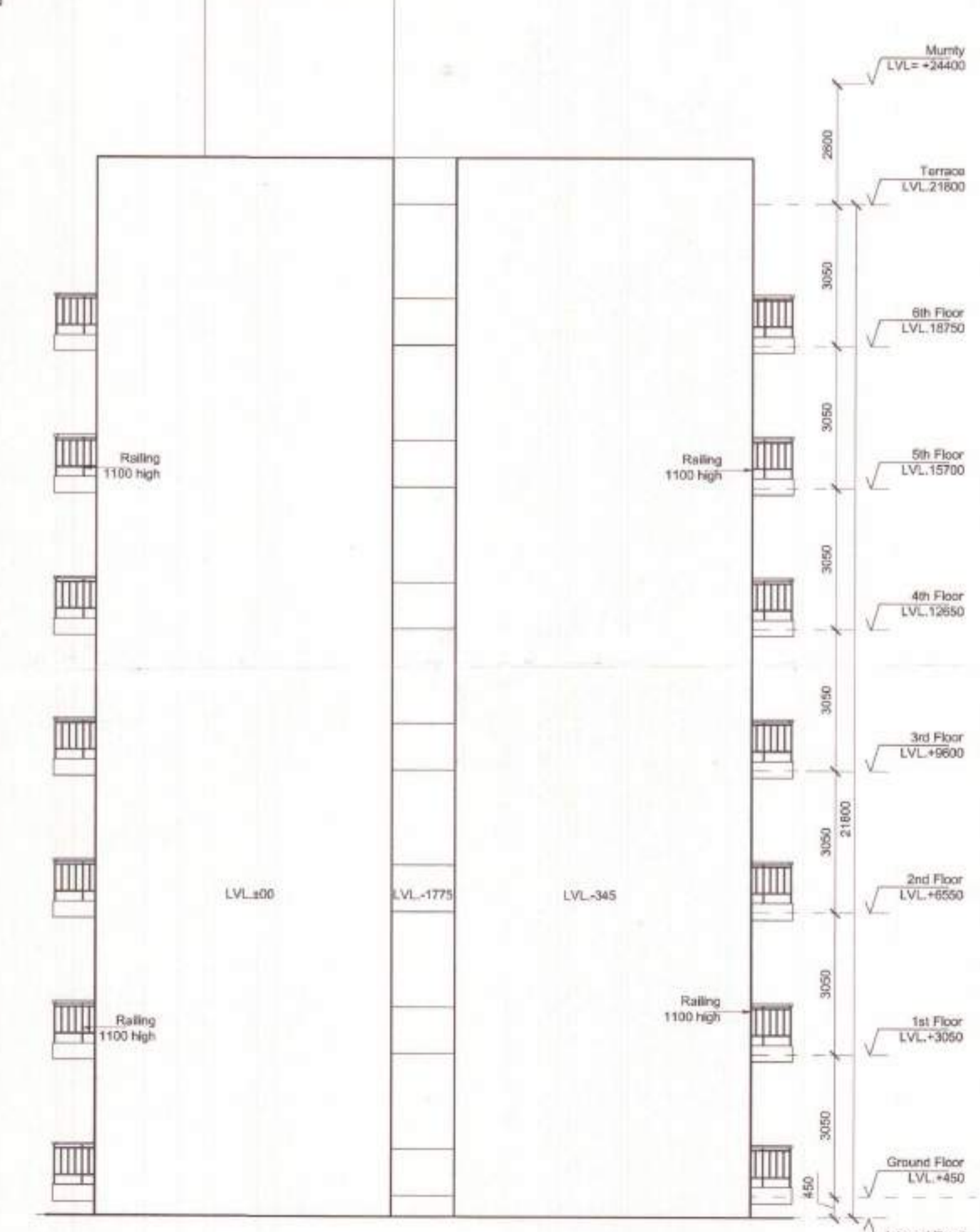
3 Elevation A
SCALE - 1:100

EWS BUILDING AREA DETAIL					
TYPICAL FLOOR AREA DETAIL					
NAME	WIDTH (MM)	HEIGHT (MM)	NO. OF UNITS	AREA (SQ M)	
1	34785	6385	1	221.407	
2	31230	1370	1	42.785	
3	2950	4900	1	14.455	
4	31640	5900	1	186.676	
5	16025	465	1	7.452	
6	12880	465	1	5.989	
TOTAL				478.763	
TYPICAL FLOOR BALCONY AREA DETAIL					
NAME	WIDTH (MM)	HEIGHT (MM)	NO. OF UNITS	AREA (SQ M)	
S1	1700	900	19	29.070	
TOTAL AREA				29.070	
GROUND COVERAGE AT GROUND FLOOR					
TYPICAL FLOOR AREA-TOTAL				507.833	
TYPICAL FLOOR BALCONY AREA					
LESS AREA 1 DETAIL (SHAFTS & STAIRCASE)					
NAME	WIDTH (M)	HEIGHT (M)	NO. OF UNITS	AREA (SQ M)	
C1	2735	4950	1	13.538	
C2	2735	2910	1	7.859	
C3	735	2825	1	2.076	
C4	1150	750	1	0.863	
C5	1800	2425	1	4.365	
C6	2950	4900	1	14.455	
TOTAL				43.256	
LESS AREA 2 DETAIL (STILT AREA)					
NAME	WIDTH (M)	HEIGHT (M)	NO. OF UNITS	AREA (SQ M)	
C7	6280	6365	1	39.972	
LESS AREA 3 DETAIL (6th FLOOR TERRACE AREA)					
NAME	WIDTH (M)	HEIGHT (M)	NO. OF UNITS	AREA (SQ M)	
C7	6280	6365	1	39.972	
C8	6290	1370	1	8.617	
C9	3135	6365	1	19.954	
C6	2950	4900	1	14.455	
TOTAL				82.999	
FAR AREA ON GROUND FLOOR					
FLOOR AREA -STILT AREA				438.791	
FAR AREA ON TYPICAL FLOORS					
FLOOR AREA-LESS AREA 1				435.507	
FAR AREA ON 6TH FLOORS					
FLOOR AREA-LESS AREA 1 - LESS AREA 3				395.765	
AREA CHART - EWS BUILDING					
FLOOR	FLOOR AREA (SQ M)	NO. OF UNITS ON FLOOR	NO. OF FLOORS	TOTAL NO. OF UNITS	TOTAL AREA (SQ M)
GROUND FLOOR	438.7913	17	1	17	438.7911
TYPICAL FLOOR	435.5075	19	5	95	2177.5371
6TH FLOOR	395.7947	2	1	2	395.7947
NET FAR AREA					3012.093
TOTAL NO. OF UNITS IN ONE TOWER					114
TOTAL GROUND COVERAGE					507.833

AREA CHART - EWS BUILDING					
FLOOR	FLOOR AREA (SQ M)	NO. OF UNITS ON FLOOR	NO. OF FLOORS	TOTAL NO. OF UNITS	TOTAL AREA (SQ M)
GROUND FLOOR	438.7913	17	1	17	438.7911
TYPICAL FLOOR	435.5075	19	5	95	2177.5371
6TH FLOOR	395.7947	2	1	2	395.7947
NET FAR AREA					3012.093
TOTAL NO. OF UNITS IN ONE TOWER					114
TOTAL GROUND COVERAGE					507.833



4 Elevation B
SCALE - 1:100



5 Elevation A
SCALE - 1:100

Rajesh Dutt
 JD(HQ)

DINESH KUMAR
 SD (HQ)

DOOR/WINDOW SCHEDULE				
SN.	Type	Width (mm)	Height (mm)	Lintel (mm)
1	D1	1100	±00	+2300
2	D2	750	+00	+2300
3	DW	1400	±00	+2300
4	W1	1350	+1000	+2300
5	W2	1485	+1000	+2300
6	V1	600	+1050	+2300

PROJECT TITLE

Submission Drawings of Group Housing Colony (TOD Zone)

BUILDING PLANS OF GROUP HOUSING COLONY FOR AN AREA MEASURING 7.4583 ACRES UNDER TOD POLICY DATED 09.02.2016 (LICENSE NO. 16 OF 2019 DATED 09.02.2019 IN SECTOR-69, GURUGRAM MANESAR URBAN COMPLEX BEING DEVELOPED BY SH. MUKUL YADAV AND OTHERS C/O TULIP INFRA TECH PVT. LTD.

OWNER'S SIGNATURE

For TULIP INFRA TECH PVT. LTD.

 AUTHORISED SIGNATORY

ARCHITECT'S SIGNATURE

APOORV SINGH
 CA/2008/42704

STRUCTURE CONSULTANTS

OPTIMUM DESIGN
 CONSULTING ENGINEERS
 B-54, SECTOR-69, MANESAR-150301
 Phone: +91-202-5458868/01242333207
 Email: info@optimumdesign.in
 Website: www.optimumdesign.in

MEP CONSULTANTS

V Consulting
 B-50 Soami Nagar,
 New Delhi - 110056
 Tel: 011-49848197 / 49849205

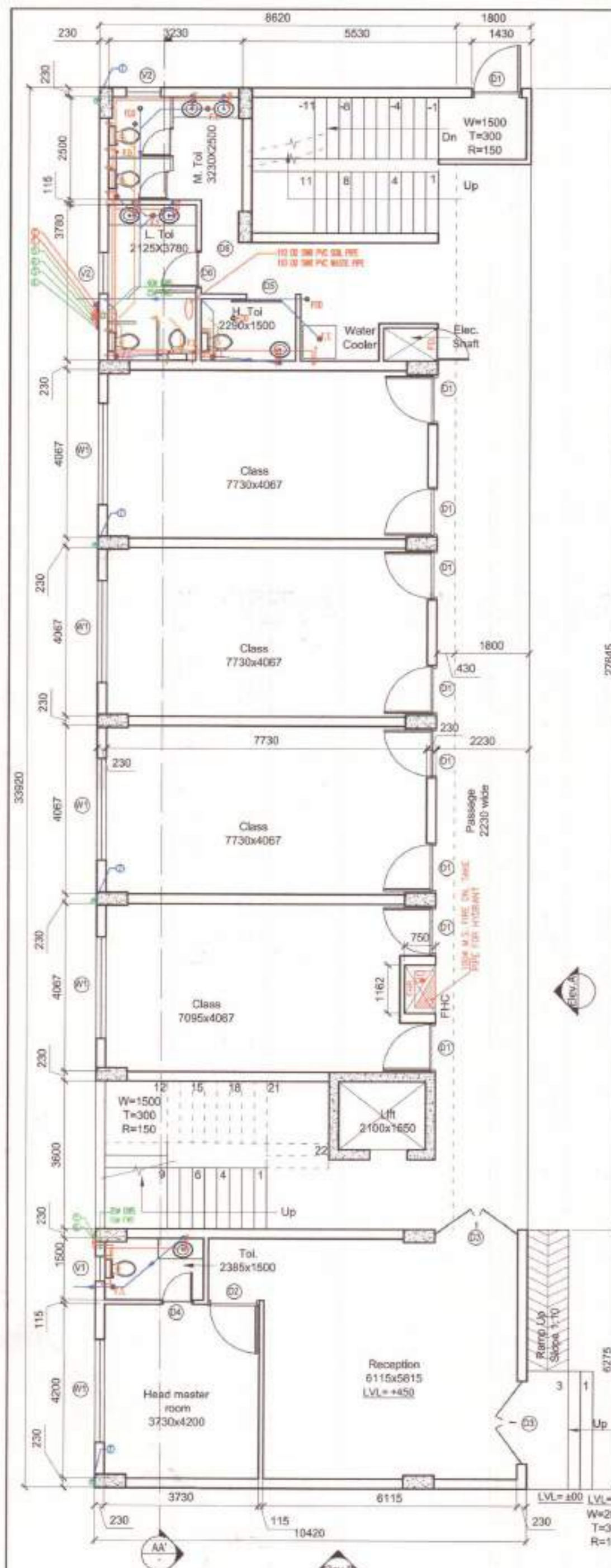
DRAWING TITLE

EWS BUILDING AREA DETAILS, ELEVATION, SECTIONS

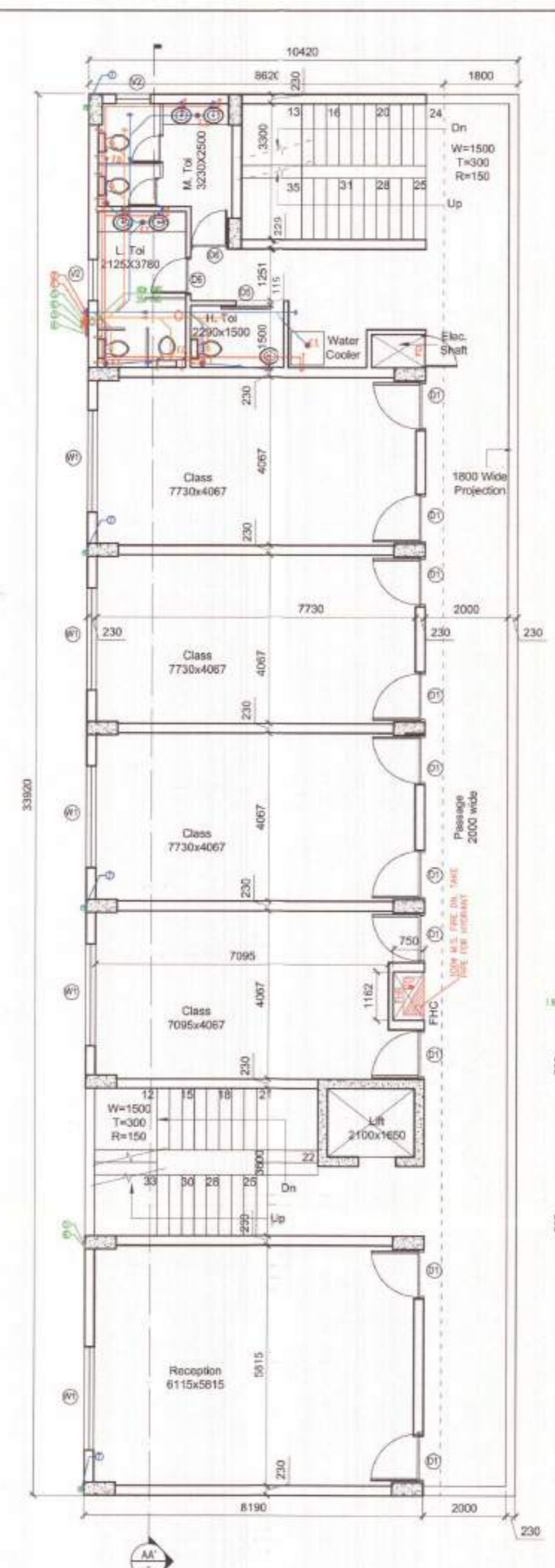
ARCHITECTS

designcosmos
 Architects & Interior Design Consultants
 Second Floor, A-609, Sushant Lok-I, Gurgaon.
 Email: designcosmos@gmail.com,
 Contact: 0124-4203676

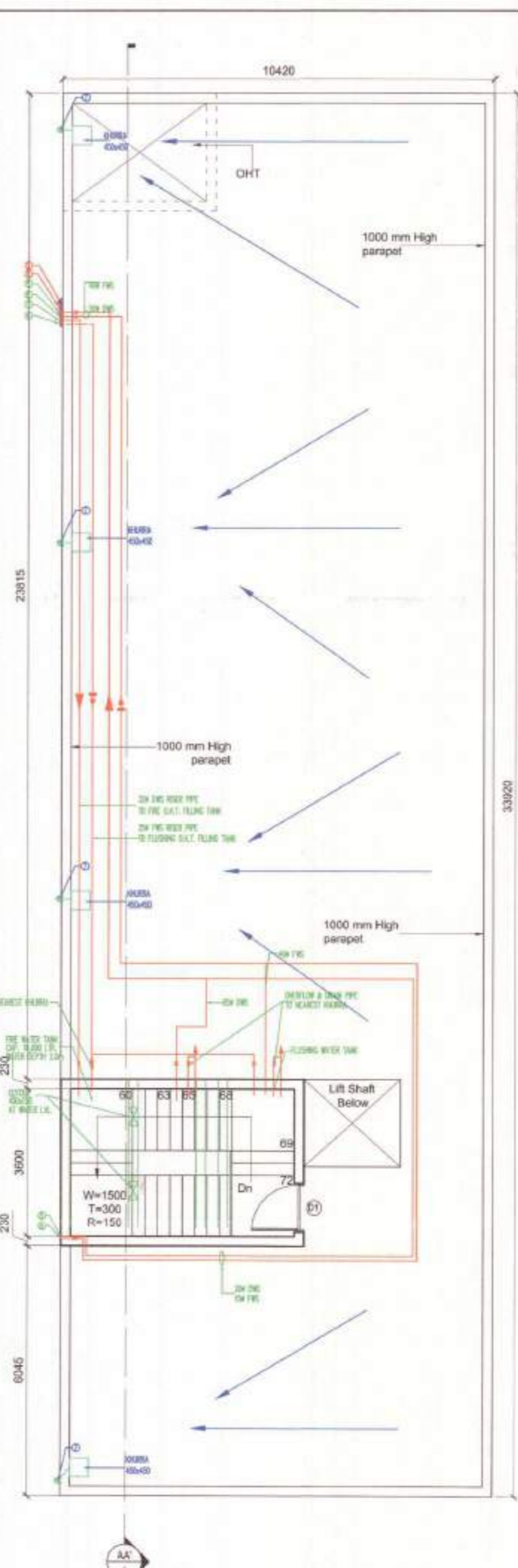
DATE	FEB. 2019	DWG. NO.
SCALE	NTS	S - 104b
DEALT	SJ	
CHECKED	MA	



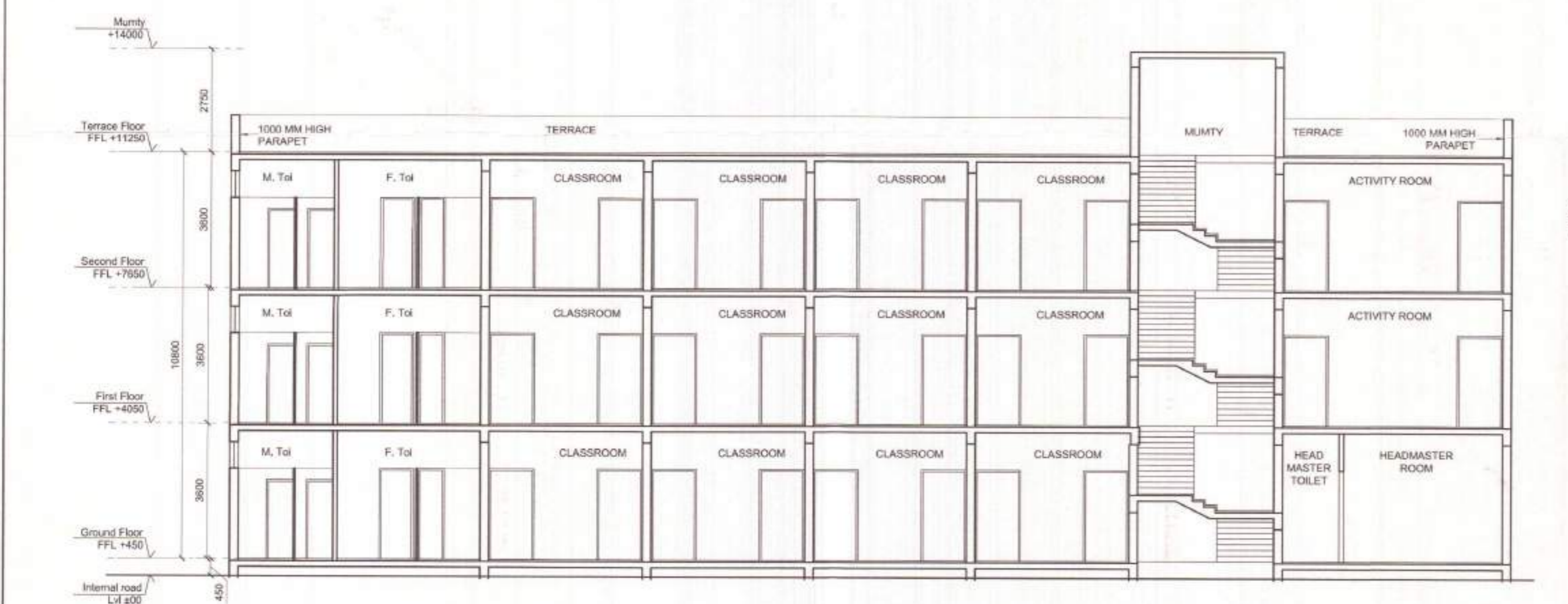
1 Ground Floor Plan
SCALE - 1:100



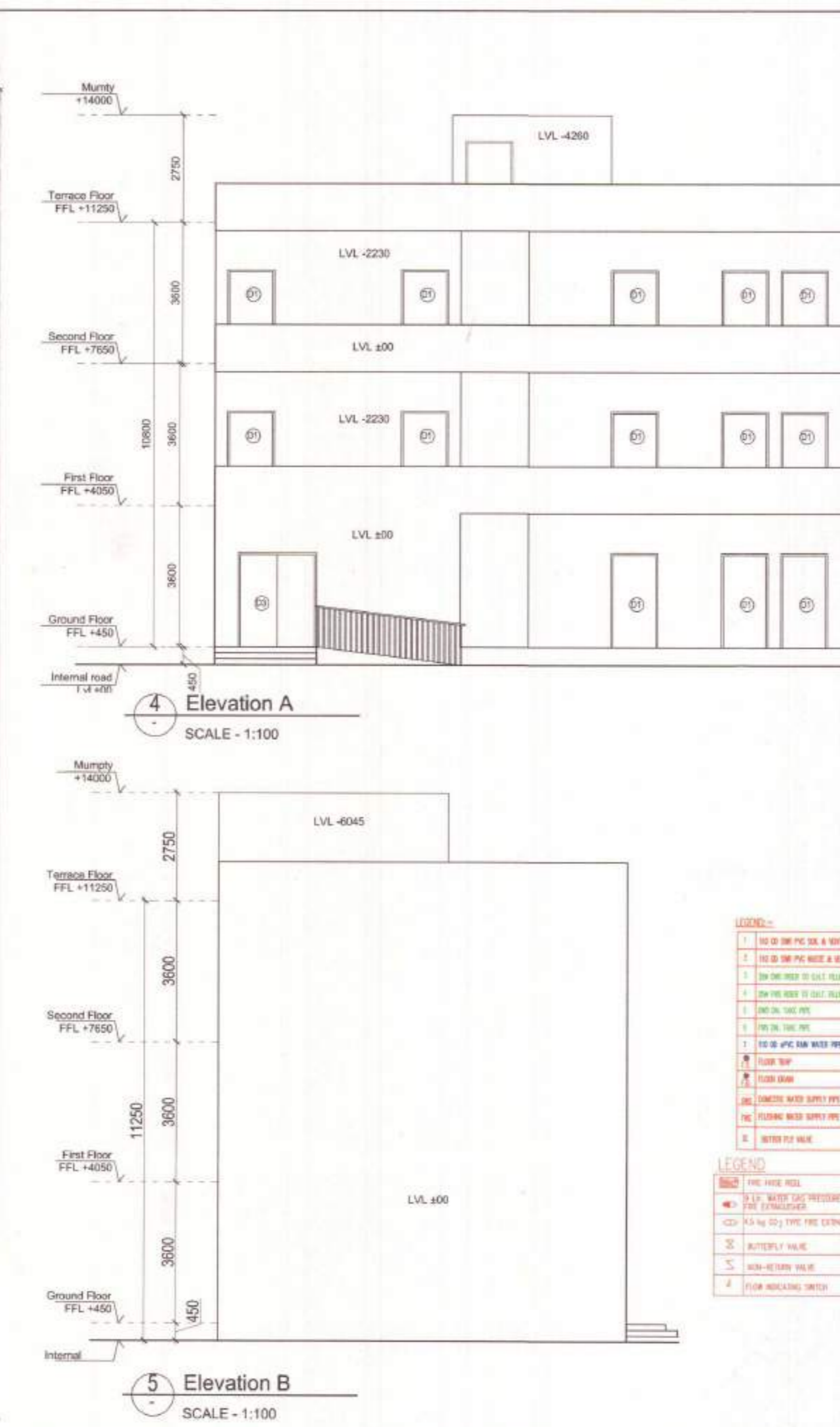
2 Typical Floor Plan (1st-2nd floor)
SCALE - 1:100



3 Terrace Floor Plan
SCALE - 1:100

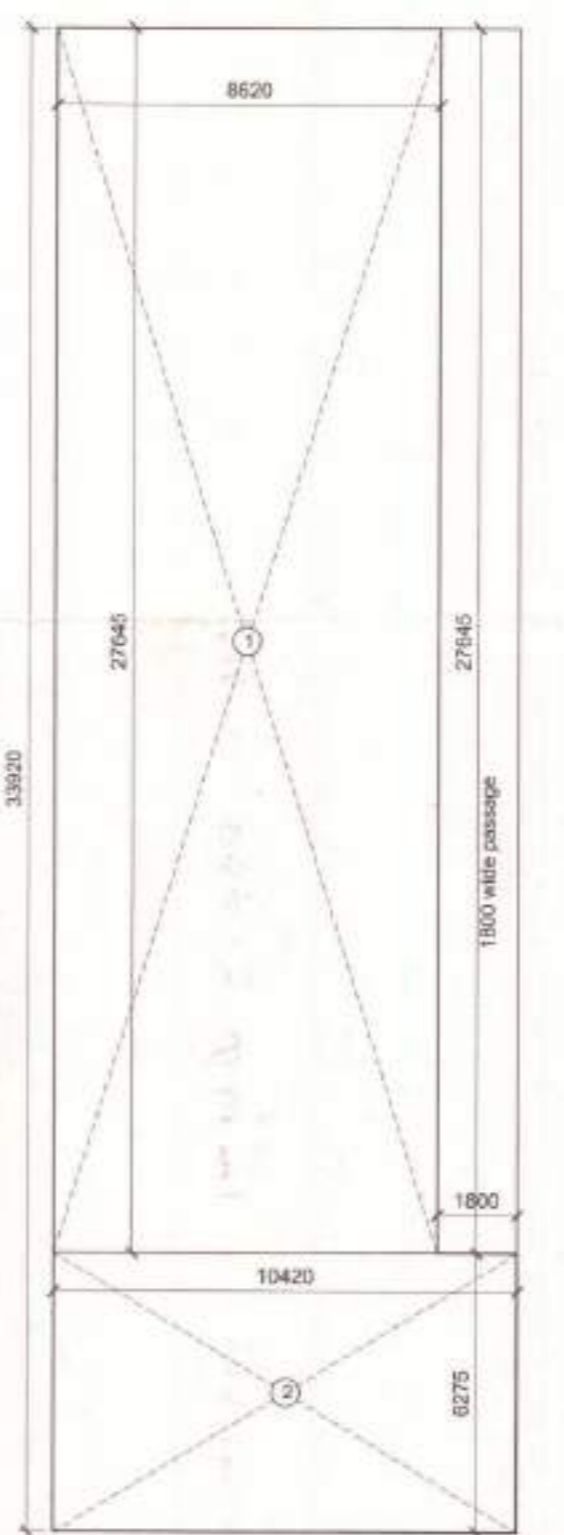


6 Section AA'
SCALE - 1:100

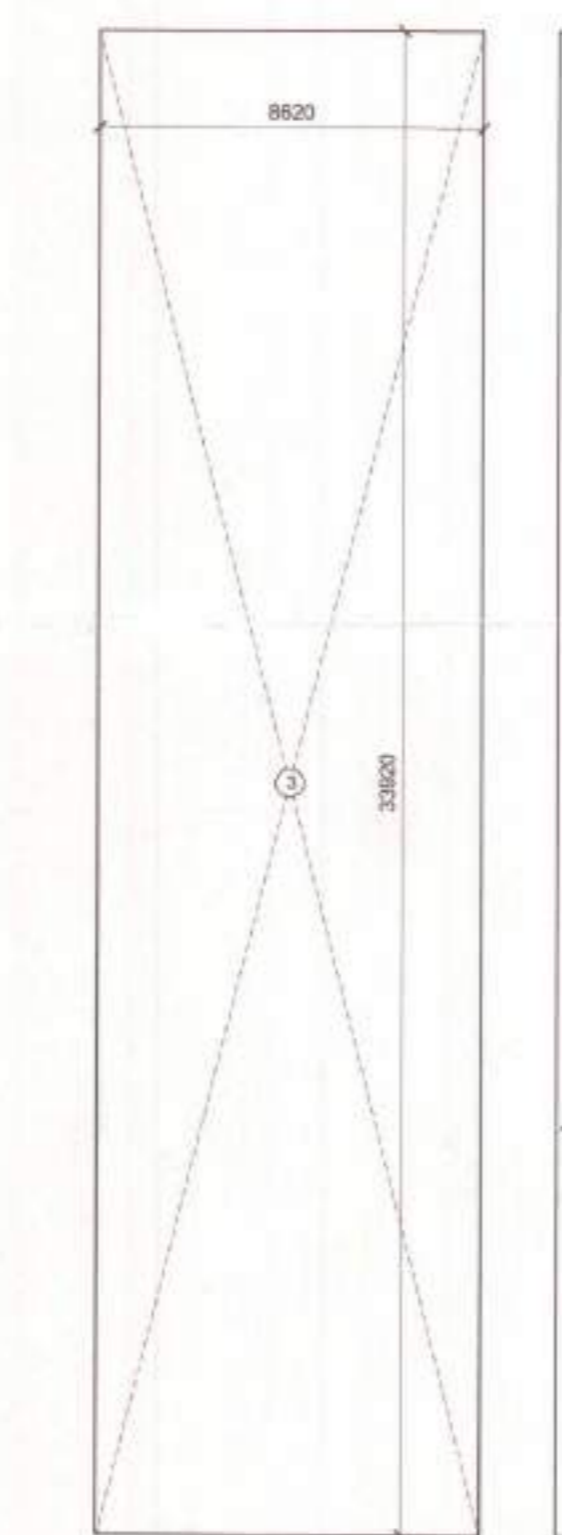


4 Elevation A
SCALE - 1:100

5 Elevation B
SCALE - 1:100



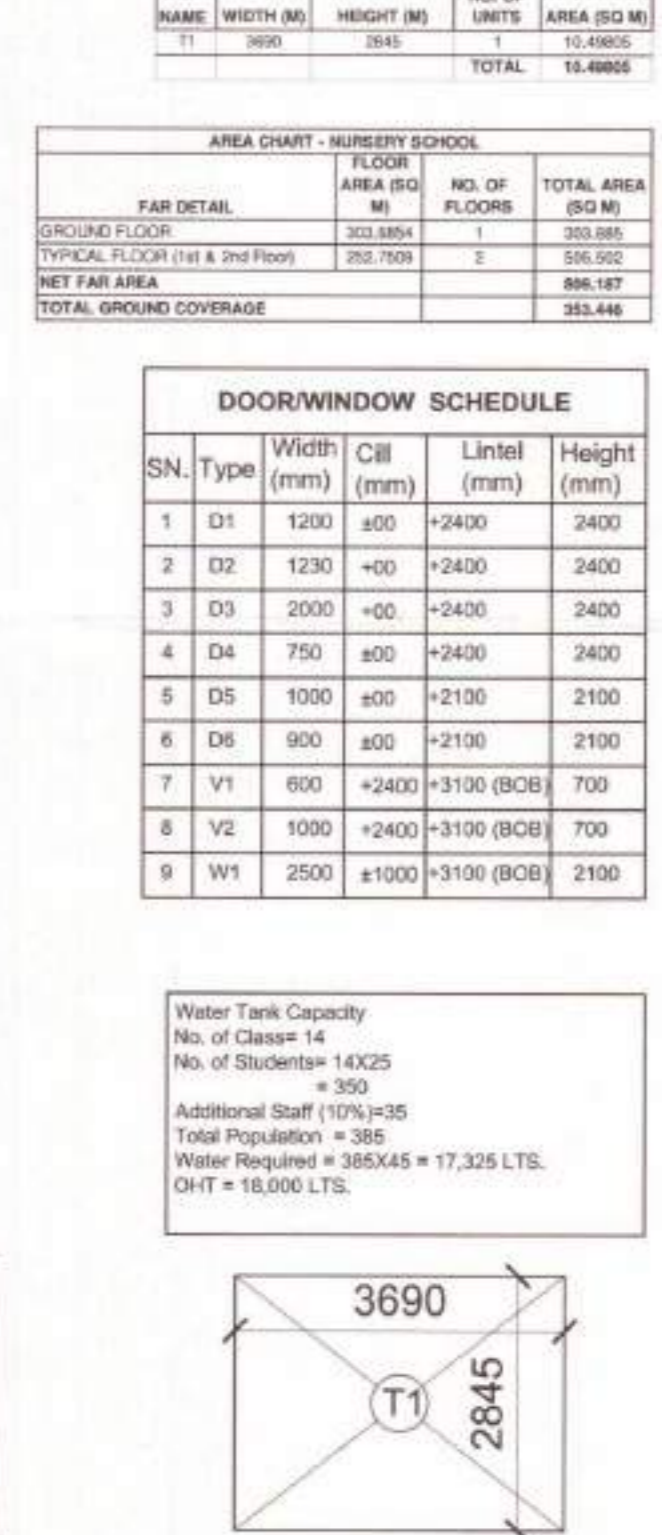
7 Ground Floor - Area detail
SCALE - NTS



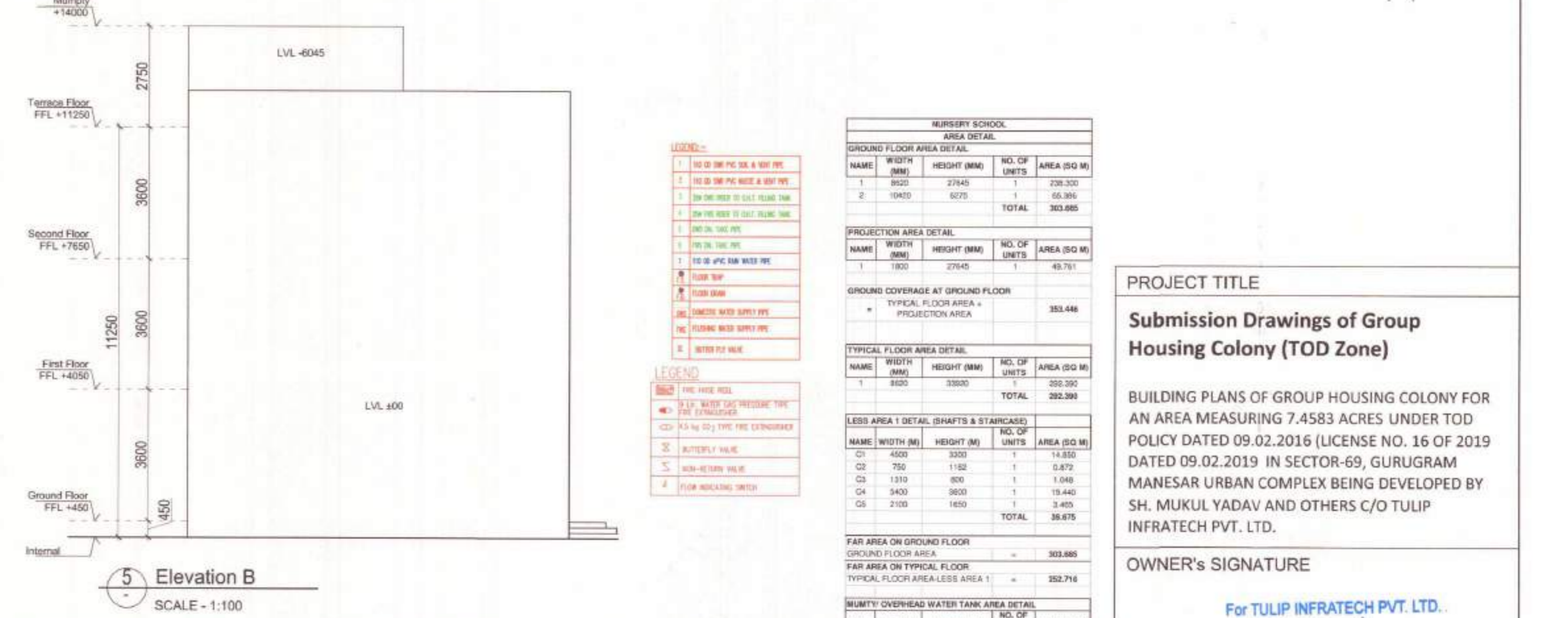
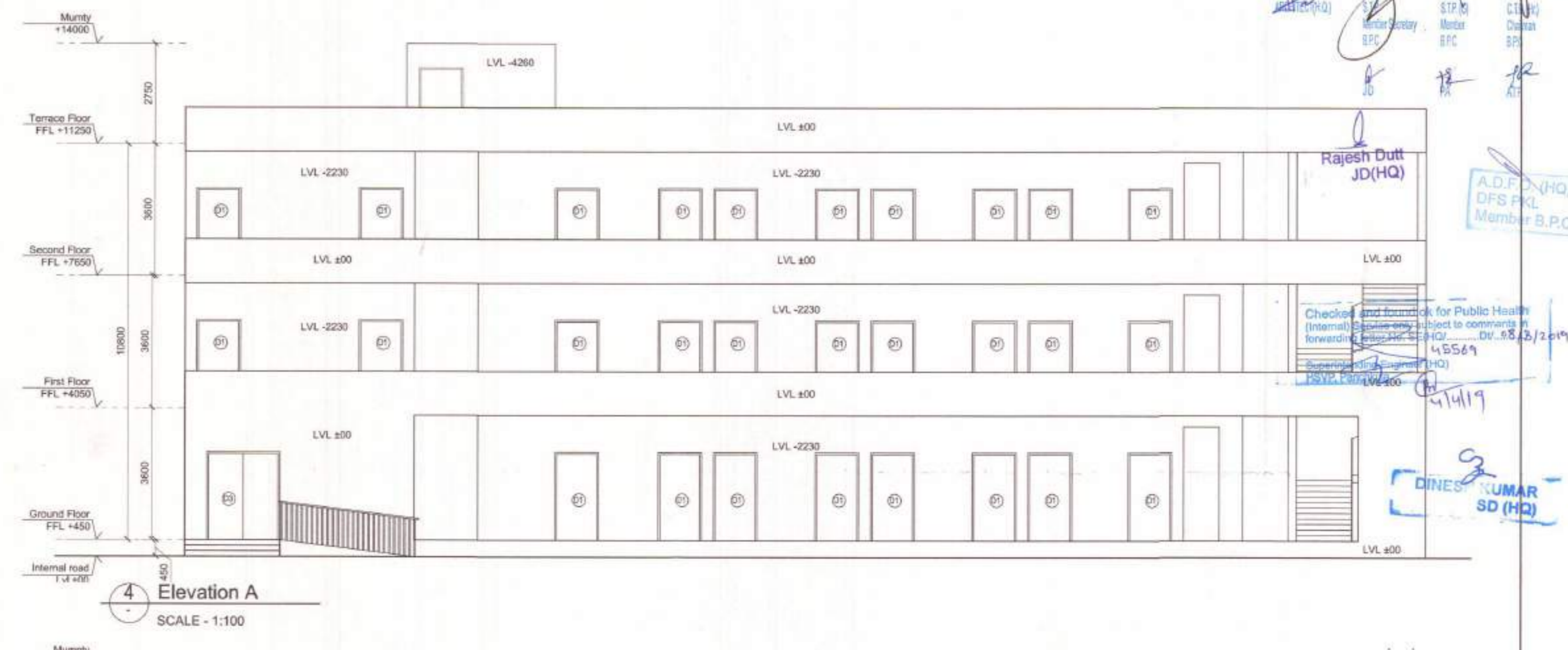
8 Typical Floor - Area Detail
SCALE - NTS



9 Less Area Detail
SCALE - NTS



10 Mumty and OHT
SCALE - NTS



- LEGEND**
- 1 TO BE DONE BY THE CONTRACTOR
 - 2 TO BE DONE BY THE ARCHITECT
 - 3 TO BE DONE BY THE ELECTRICAL ENGINEER
 - 4 TO BE DONE BY THE MECHANICAL ENGINEER
 - 5 TO BE DONE BY THE CIVIL ENGINEER
 - 6 TO BE DONE BY THE SANITARY ENGINEER
 - 7 TO BE DONE BY THE STRUCTURAL ENGINEER
 - 8 TO BE DONE BY THE LANDSCAPE ARCHITECT
 - 9 TO BE DONE BY THE ENVIRONMENTAL ENGINEER
 - 10 TO BE DONE BY THE FIRE ENGINEER
 - 11 TO BE DONE BY THE PLUMBING ENGINEER
 - 12 TO BE DONE BY THE PAINTING ENGINEER
 - 13 TO BE DONE BY THE CARPENTRY ENGINEER
 - 14 TO BE DONE BY THE JOINERY ENGINEER
 - 15 TO BE DONE BY THE GLASS ENGINEER
 - 16 TO BE DONE BY THE METAL ENGINEER
 - 17 TO BE DONE BY THE WOOD ENGINEER
 - 18 TO BE DONE BY THE STONE ENGINEER
 - 19 TO BE DONE BY THE BRICK ENGINEER
 - 20 TO BE DONE BY THE PLASTER ENGINEER
 - 21 TO BE DONE BY THE CONCRETE ENGINEER
 - 22 TO BE DONE BY THE MASONRY ENGINEER
 - 23 TO BE DONE BY THE ROOF ENGINEER
 - 24 TO BE DONE BY THE FOUNDATION ENGINEER
 - 25 TO BE DONE BY THE STRUCTURAL ENGINEER
 - 26 TO BE DONE BY THE CIVIL ENGINEER
 - 27 TO BE DONE BY THE SANITARY ENGINEER
 - 28 TO BE DONE BY THE ELECTRICAL ENGINEER
 - 29 TO BE DONE BY THE MECHANICAL ENGINEER
 - 30 TO BE DONE BY THE CIVIL ENGINEER

MURDERY SCHOOL AREA DETAIL

NAME	WIDTH (MM)	HEIGHT (MM)	NO. OF UNITS	AREA (SQ M)
1	10420	2745	1	288,320
2	10420	6075	1	63,090
TOTAL				351,410

PROJECTION AREA DETAIL

NAME	WIDTH (MM)	HEIGHT (MM)	NO. OF UNITS	AREA (SQ M)
1	1800	2745	1	49,410
TOTAL				49,410

GROUND COVERAGE AT GROUND FLOOR

TYPICAL FLOOR AREA + PROJECTION AREA = 351,410

TYPICAL FLOOR AREA DETAIL

NAME	WIDTH (MM)	HEIGHT (MM)	NO. OF UNITS	AREA (SQ M)
1	10420	3300	1	343,860
TOTAL				343,860

LESS AREA 1 DETAIL (SHAFTS & STAIRCASE)

NAME	WIDTH (MM)	HEIGHT (MM)	NO. OF UNITS	AREA (SQ M)
C1	4000	3300	1	13,200
C2	750	1150	1	8,625
C3	1310	800	1	1,048
C4	3400	3500	1	11,900
C5	2100	1650	1	3,465
TOTAL				36,138

FAR AREA ON GROUND FLOOR

GROUND FLOOR AREA = 303,884

FAR AREA ON TYPICAL FLOOR = TYPICAL FLOOR AREA - LESS AREA 1 = 267,746

MUMTY OVERHEAD WATER TANK AREA DETAIL

NAME	WIDTH (MM)	HEIGHT (MM)	NO. OF UNITS	AREA (SQ M)
T1	3690	2845	1	10,480
TOTAL				10,480

AREA CHART - MURDERY SCHOOL

FLOOR	AREA (SQ M)	NO. OF FLOORS	TOTAL AREA (SQ M)
GROUND FLOOR	303,884	1	303,884
TYPICAL FLOOR (1st & 2nd floor)	267,709	2	535,418
NET FAR AREA			839,302
TOTAL GROUND COVERAGE			351,410

DOOR/WINDOW SCHEDULE

SN.	Type	Width (mm)	Cill (mm)	Lintel (mm)	Height (mm)
1	D1	1200	±50	+2400	2400
2	D2	1230	+50	+2400	2400
3	D3	2000	+50	+2400	2400
4	D4	750	+50	+2400	2400
5	D5	1030	±50	+2100	2100
6	D6	900	±50	+2100	2100
7	V1	600	+2400	+3100 (BOB)	700
8	V2	1000	+2400	+3100 (BOB)	700
9	W1	2500	±1000	+3100 (BOB)	2100

Water Tank Capacity
No. of Classes = 14
No. of Students = 14x25 = 350
Additional Staff (10%) = 35
Total Population = 385
Water Required = 385x45 = 17,325 LTS.
OHT = 18,000 LTS.

PROJECT TITLE
Submission Drawings of Group Housing Colony (TOD Zone)

BUILDING PLANS OF GROUP HOUSING COLONY FOR AN AREA MEASURING 7.4583 ACRES UNDER TOD POLICY DATED 09.02.2016 (LICENSE NO. 16 OF 2019 DATED 09.02.2019 IN SECTOR-69, GURUGRAM MANESAR URBAN COMPLEX BEING DEVELOPED BY SH. MUKUL YADAV AND OTHERS C/O TULIP INFRA TECH PVT. LTD.

OWNER'S SIGNATURE
For TULIP INFRA TECH PVT. LTD.
AUTHORISED SIGNATORY

ARCHITECT'S SIGNATURE
APOORV SINGH
CA/2008/42704

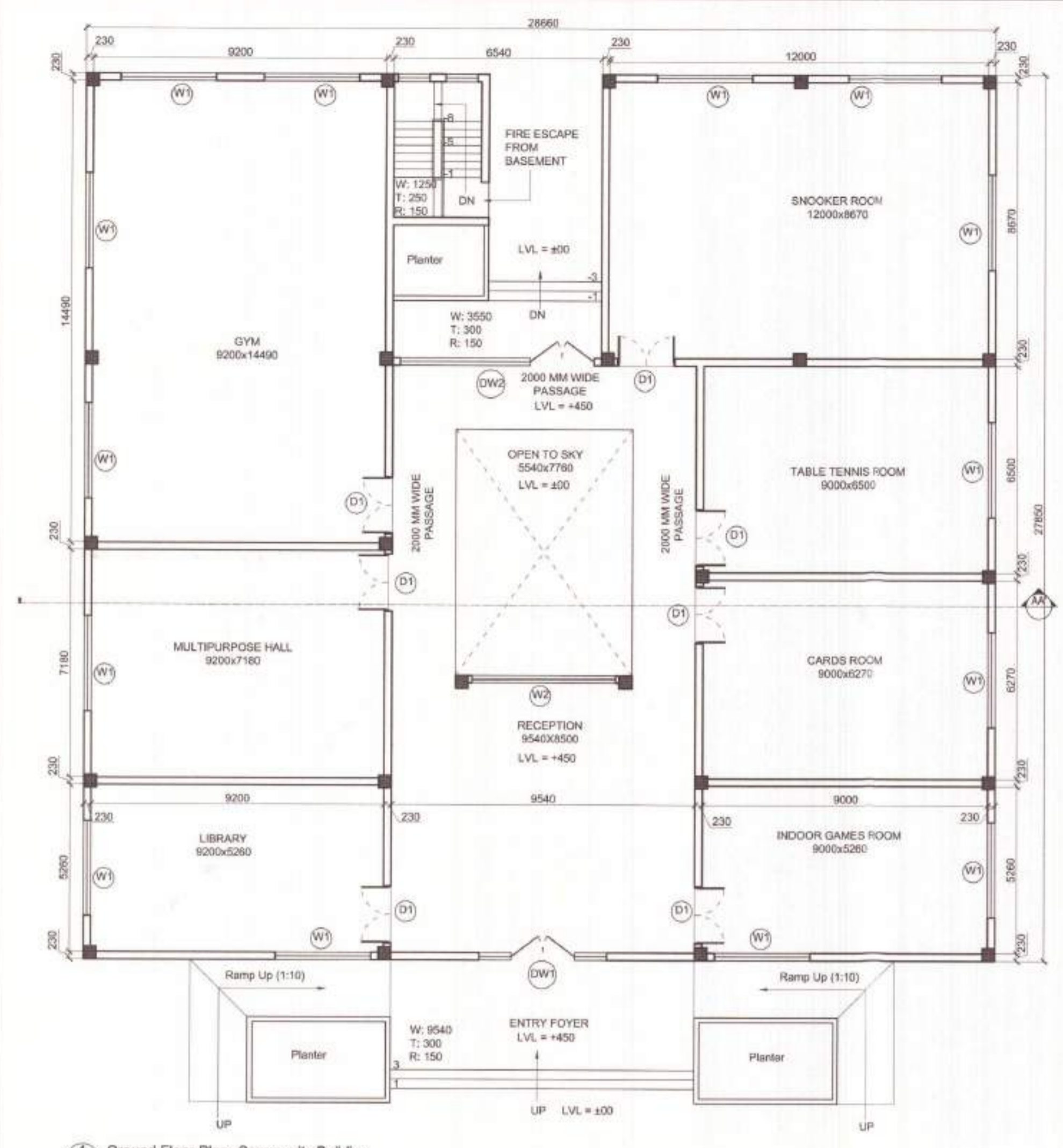
STRUCTURE CONSULTANTS
DELIGN Pvt. Ltd.
CONSULTING ENGINEERS
20, 2008, Sector-69, Gurgaon
B-24, SECTOR-67, NOIDA-201305
Phone - 0120-640986, 0124233307
Email - info@delign.com
Website - www.delign.com

MEP CONSULTANTS
V Consulting
B-50 Soami Nagar,
New Delhi - 110056
Tel:- 011-49848197 / 49849205

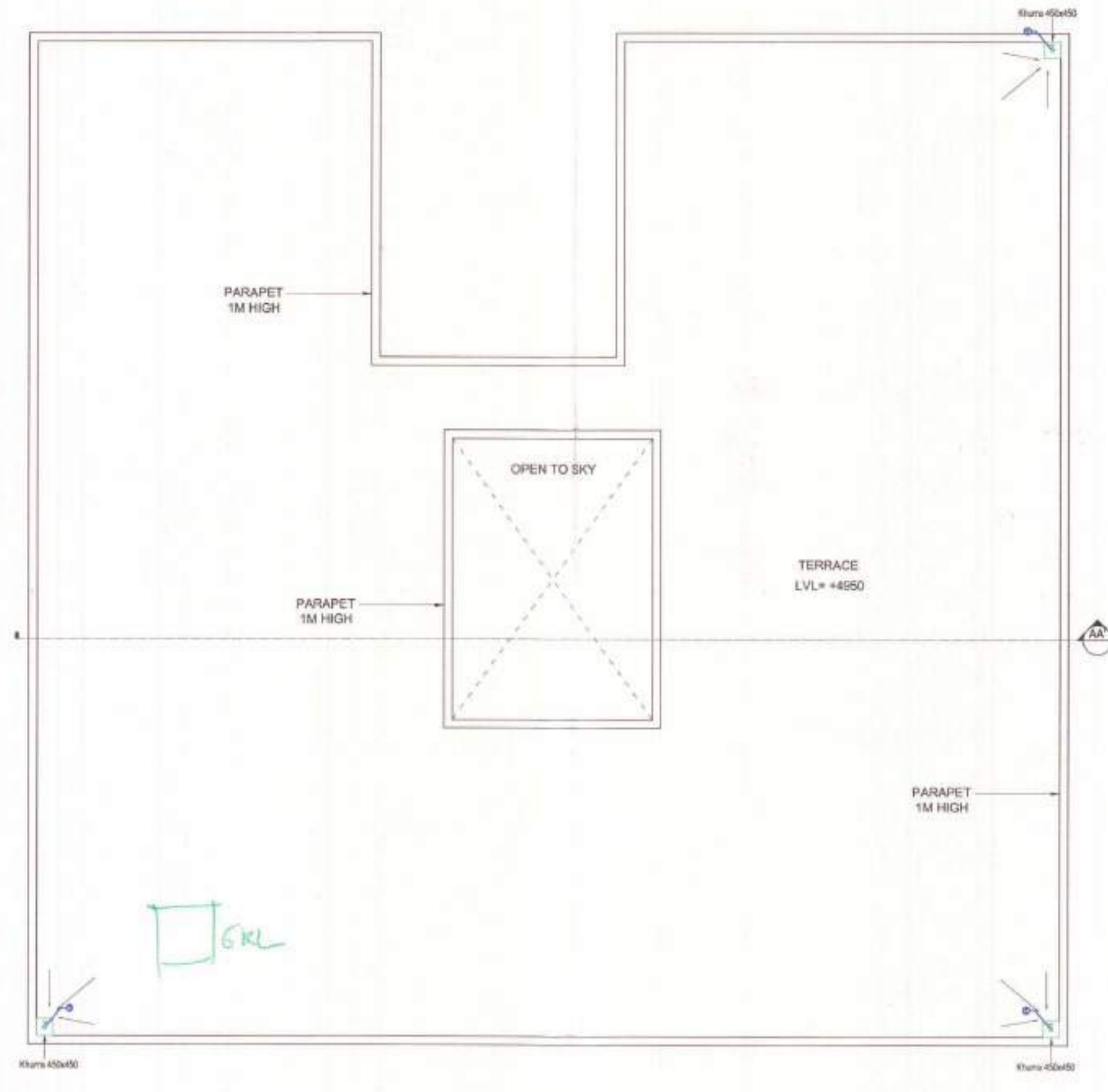
DRAWING TITLE
NURSERY SCHOOL LAYOUTS, ELEVATIONS, SECTIONS & AREA DETAILS

ARCHITECTS
designcosmos
Architects & Interior Design Consultants
Second Floor, A-609, Bushant Lok-I, Gurgaon.
Email : designcosmos@gmail.com
Contact : 0124-4203676

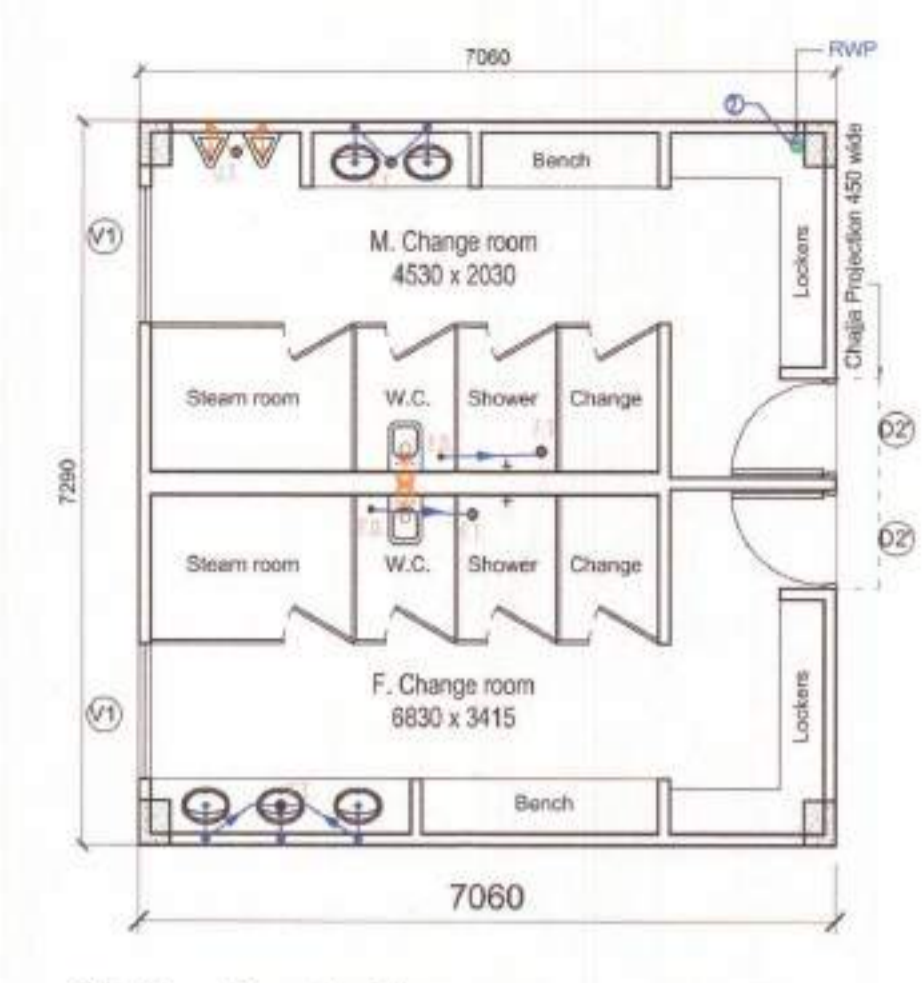
DATE	FEB. 2019	DWG. NO.
SCALE	NTS	S - 105
DEALT	SJ	
CHECKED	MA	



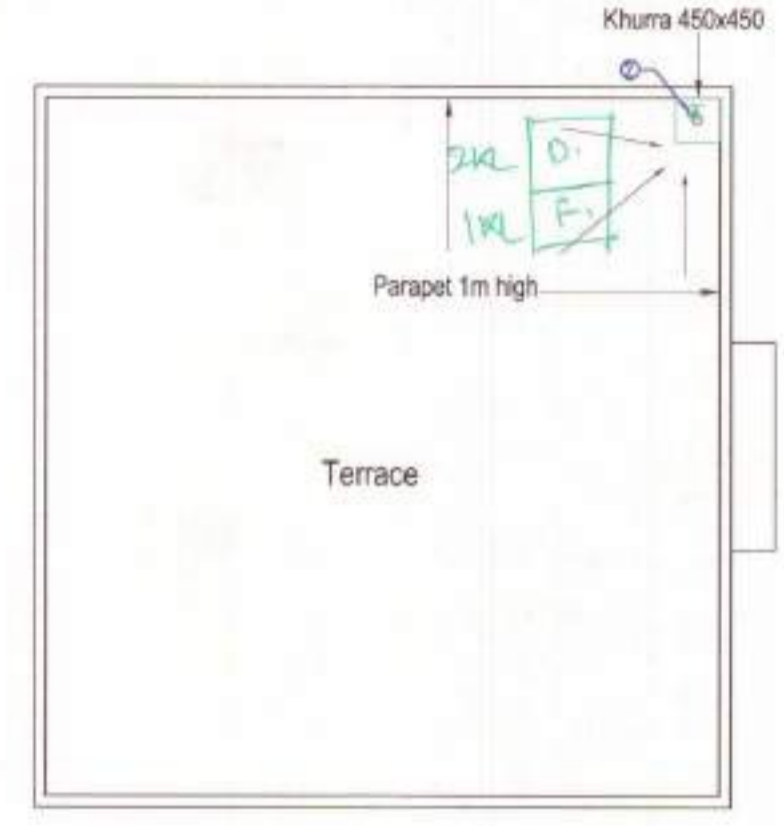
1 Ground Floor Plan- Community Building
SCALE - 1:125



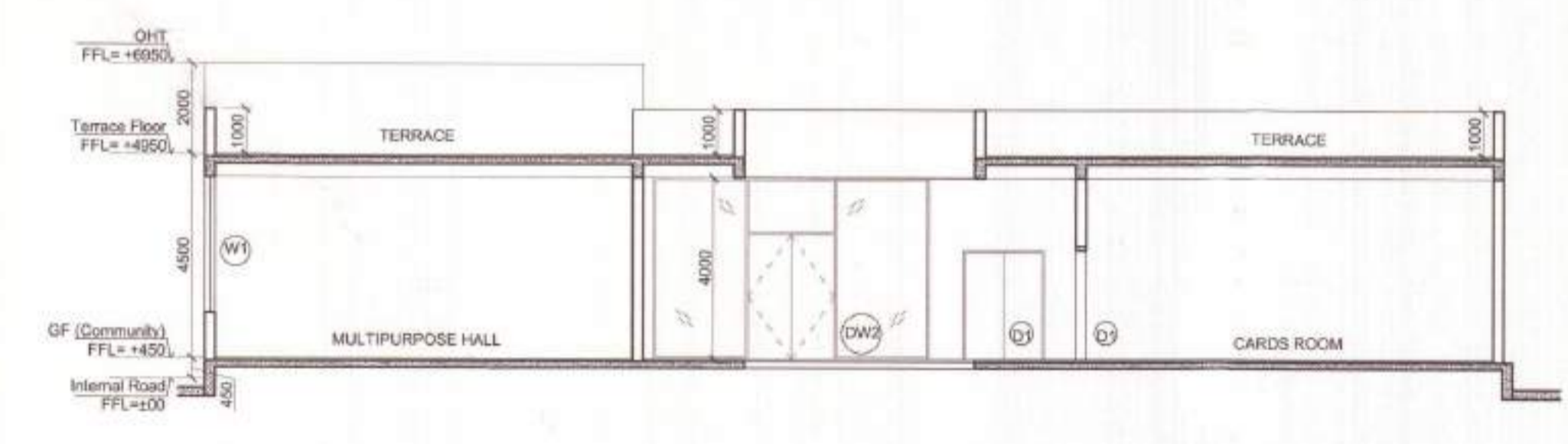
2 Terrace Floor Plan- Community Building
SCALE - 1:125



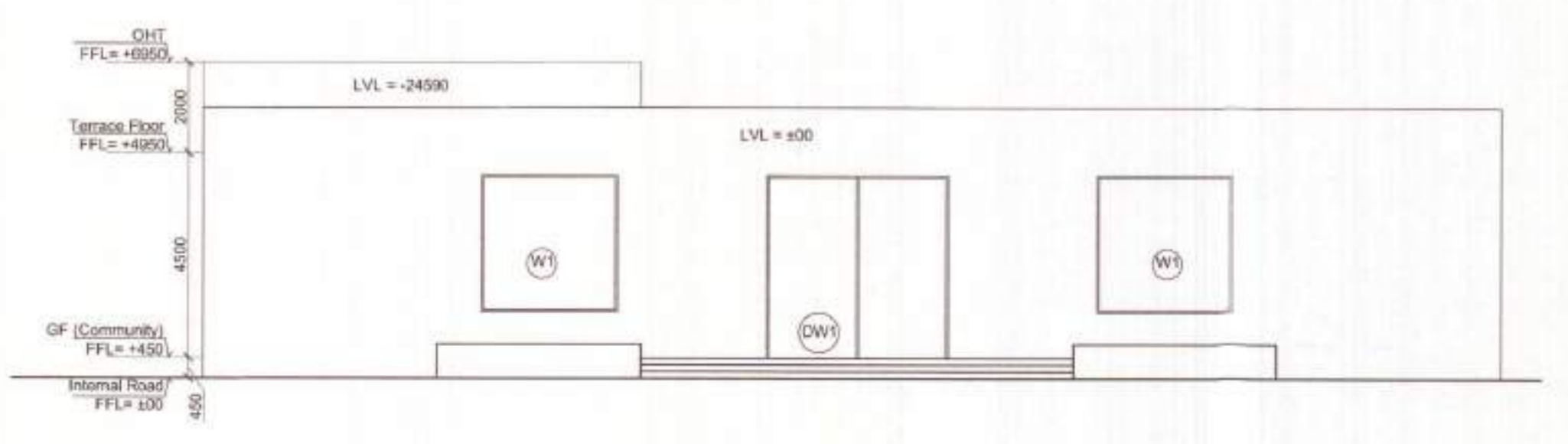
3 Ground floor plan- Change rooms
SCALE - 1:75



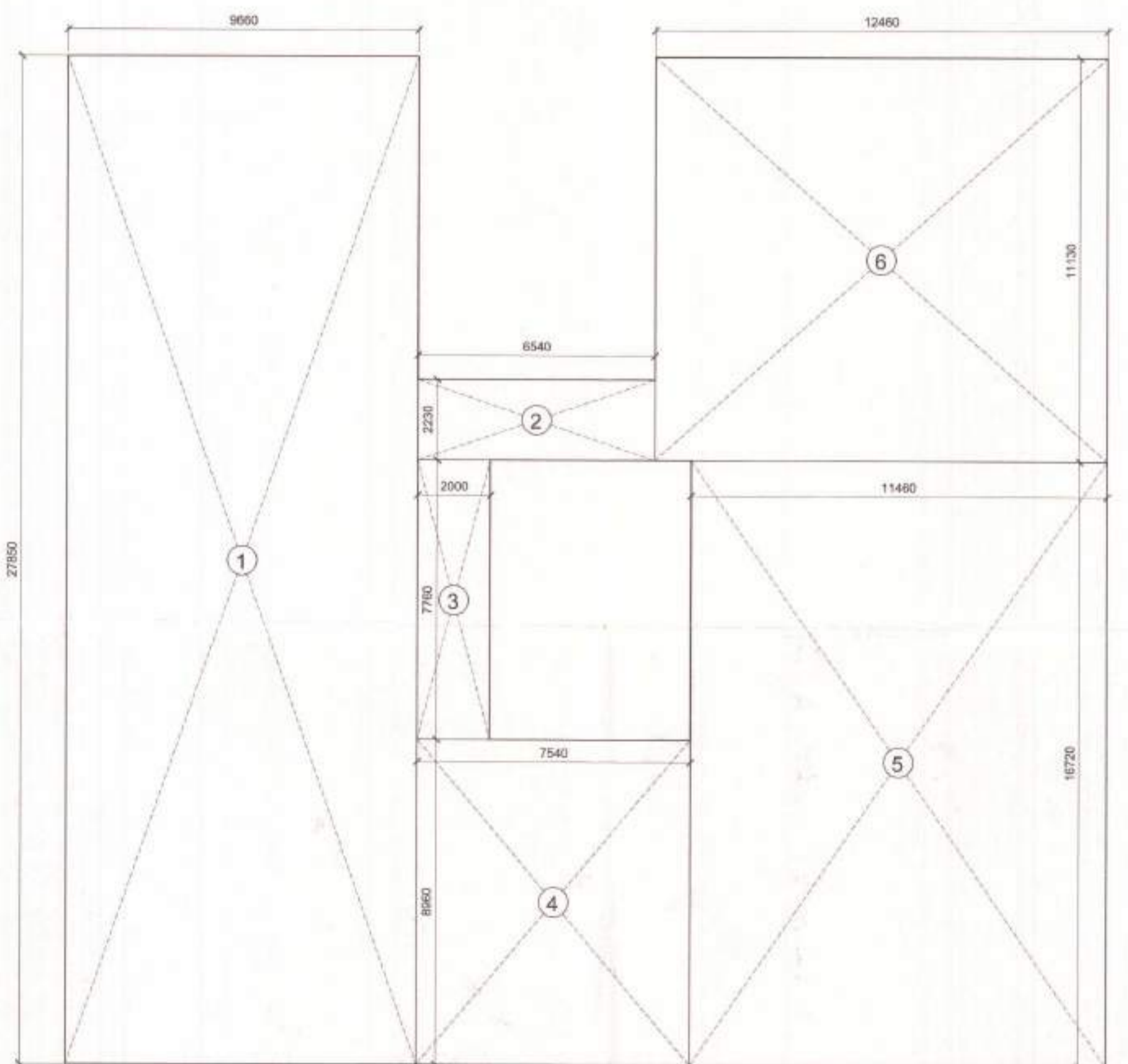
4 Terrace floor plan- Change rooms
SCALE - 1:75



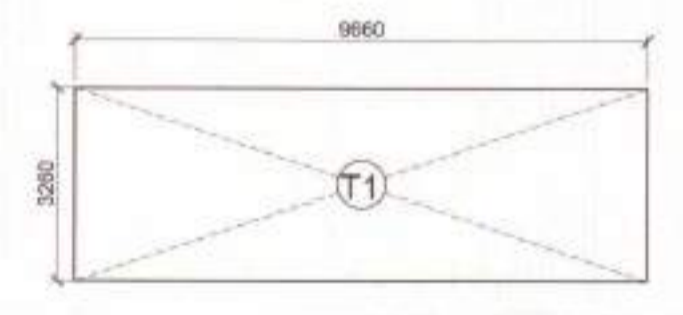
5 Section AA' (Community Building)
SCALE - 1:125



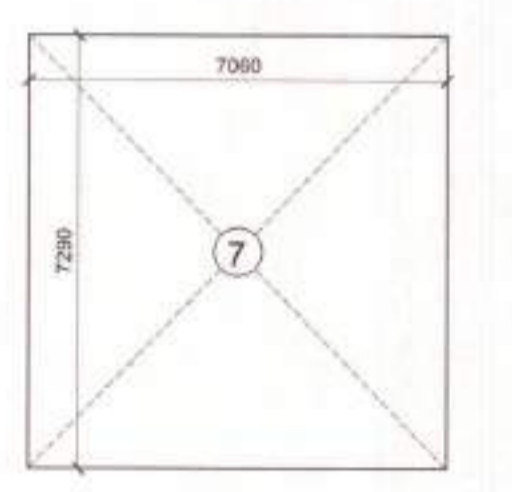
6 Elevation (Community Building)
SCALE - 1:125



7 Ground Floor Area Details- Community building
SCALE - NTS



8 OHT Area Details- Community Building
SCALE - NTS



9 Ground Floor Area Details- Change rooms
SCALE - NTS

DOOR/WINDOW SCHEDULE					
SN.	Type	Width (mm)	Clill (mm)	Lintel (mm)	Height (mm)
1	D1	2800	±00	+2400	2400
2	D2	1000	±00	+2400	2400
3	V1	1395	+1650	2450 (BOB)	600
4	W1	3000	+1000	4000(BOB)	3000
5	DW1	4000	±00	4000(BOB)	4000
6	DW2	8080	±00	4000(BOB)	4000

- LEGEND:-**
- FIRE HOSE CABINET
 - WATER GAS PRESSURE TYPE FIRE EXTINGUISHER
 - 4.5 kg CO₂ TYPE FIRE EXTINGUISHER
 - SOURCE VALVE
 - FLOW INDICATING SWITCH
- NOTE:-**
EACH FIRE HOSE CABINET SHALL CONSIST OF
1 No. - CEMENTAL SINGLE HEATED HYDRANT
2 No. - FIRE HOSES (3mm 10m LONG WITH
1 No. - SCOUT BRANCH
1 No. - HOSE AND HOSE REEL
2 No. - FIRE EXTINGUISHERS
1 No. - FIRE MAN'S KEY

- LEGEND:-**
- 1 160 OD UPVC RAIN WATER PIPE
 - 2 110 OD UPVC RAIN WATER PIPE
 - 3 40# D.W.S. RISER TO D.U.T. FILLING

COMMUNITY & CHANGE ROOM BUILDING				
AREA DETAIL				
GROUND FLOOR AREA DETAIL				
Sno.	WIDTH (MM)	HEIGHT (MM)	NO. OF UNITS	AREA (SQ M)
1	9560	27850	1	268117.40
2	6540	2230	1	14,594
3	7760	2000	1	15,520
4	8960	7540	1	67,558
5	11480	16720	1	191,612
6	12460	11130	1	138,680
7	7060	7290	1	51,467
			TOTAL	748,452

FAR AREA ON GROUND FLOOR	
GROUND FLOOR AREA	748,452

GROUND COVERAGE AT GROUND FLOOR				
= GROUND FLOOR AREA				748,452
MUMTY/ OVERHEAD WATER TANK AREA DETAIL				
NAME	WIDTH (M)	HEIGHT (M)	NO. OF UNITS	AREA (SQ M)
T1	9560	3260	1	31,4915
			TOTAL	31,4915

AREA CHART - COMMUNITY BUILDING			
FAR DETAIL	FLOOR AREA (SQ M)	NO. OF FLOORS	TOTAL AREA (SQ M)
GROUND FLOOR	748,4520	1	748,452
NET FAR AREA			748,452
TOTAL GROUND COVERAGE			748,452

PROJECT TITLE
Submission Drawings of Group Housing Colony (TOD Zone)

BUILDING PLANS OF GROUP HOUSING COLONY FOR AN AREA MEASURING 7.4583 ACRES UNDER TOD POLICY DATED 09.02.2016 (LICENSE NO. 16 OF 2019 DATED 09.02.2019 IN SECTOR-69, GURUGRAM MANESAR URBAN COMPLEX BEING DEVELOPED BY SH. MUKUL YADAV AND OTHERS C/O TULIP INFRA TECH PVT. LTD.

OWNER'S SIGNATURE
For TULIP INFRA TECH PVT. LTD.
AUTHORISED SIGNATORY

ARCHITECT'S SIGNATURE
APOORV SINGH
CA/2008/42704

STRUCTURE CONSULTANTS
OPTIMUM PVT. LTD.
DEFIGN
CORPORATE ENGINEERS
G-24, SECTOR-47, NOIDA-201302
Phone: 0120-6458868, 07042323557
Email: info@optimumdesign.in
Website: www.optimumdesign.in

MEP CONSULTANTS
V Consulting
B-50 Soami Nagar,
New Delhi - 110056
Tel:- 011-49848197 / 49849205

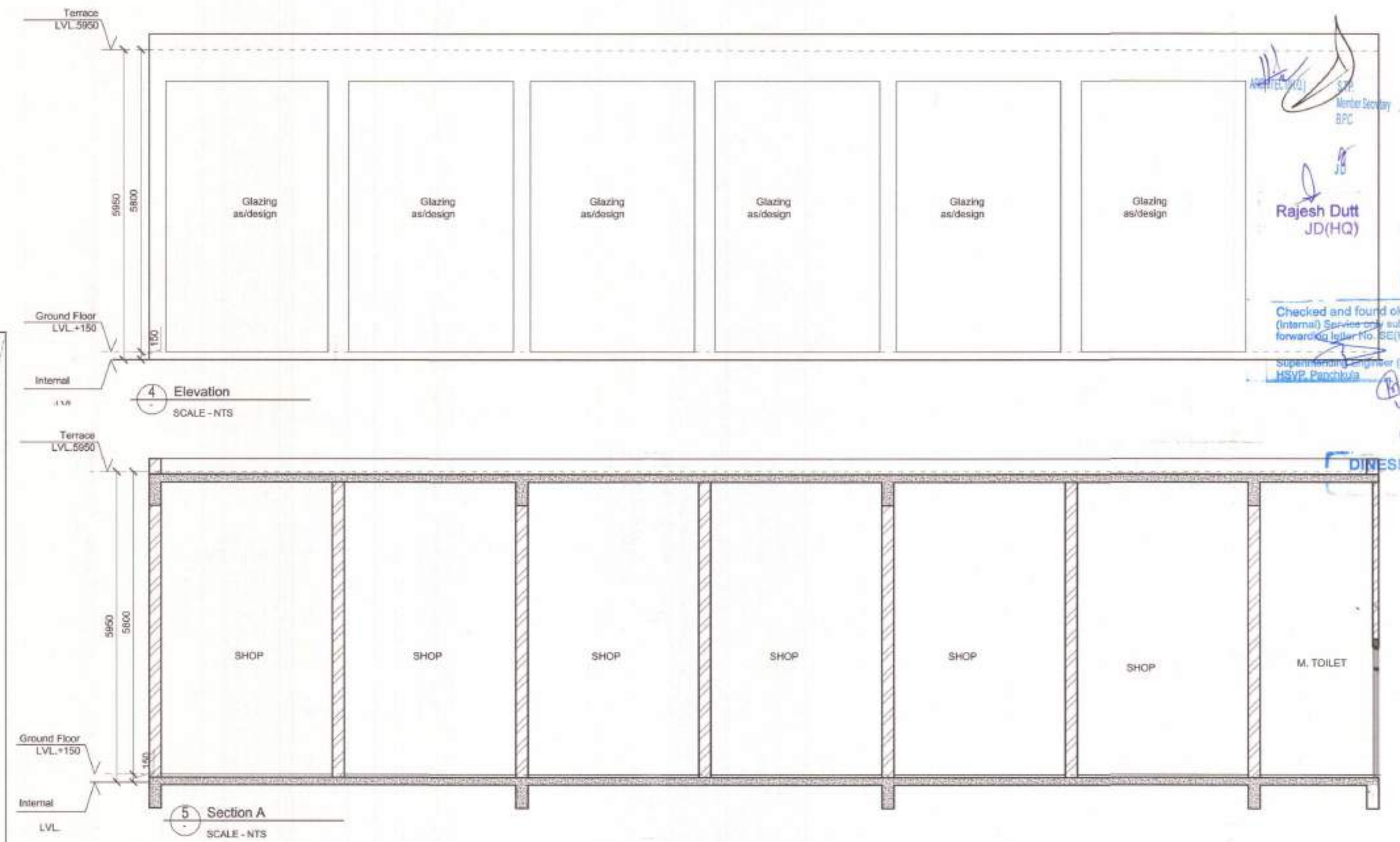
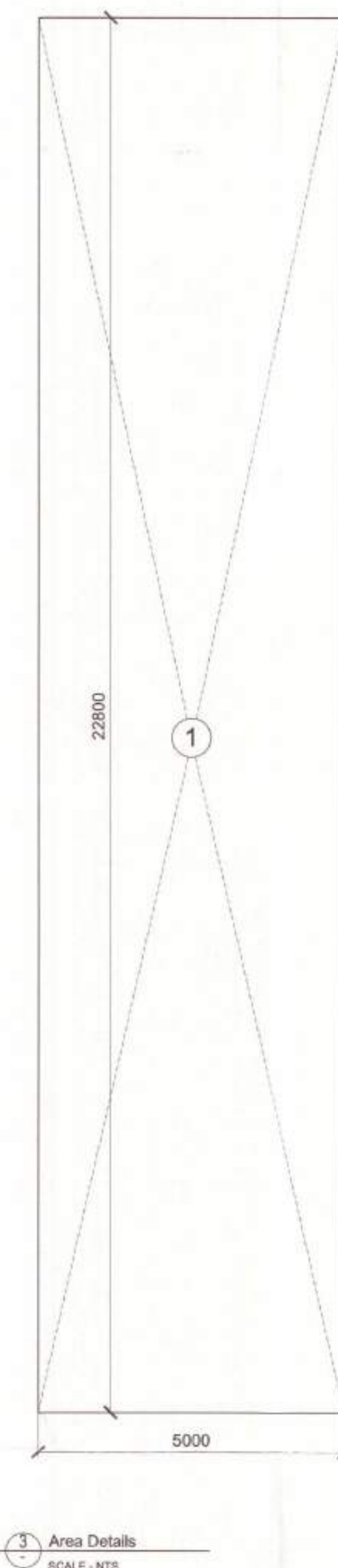
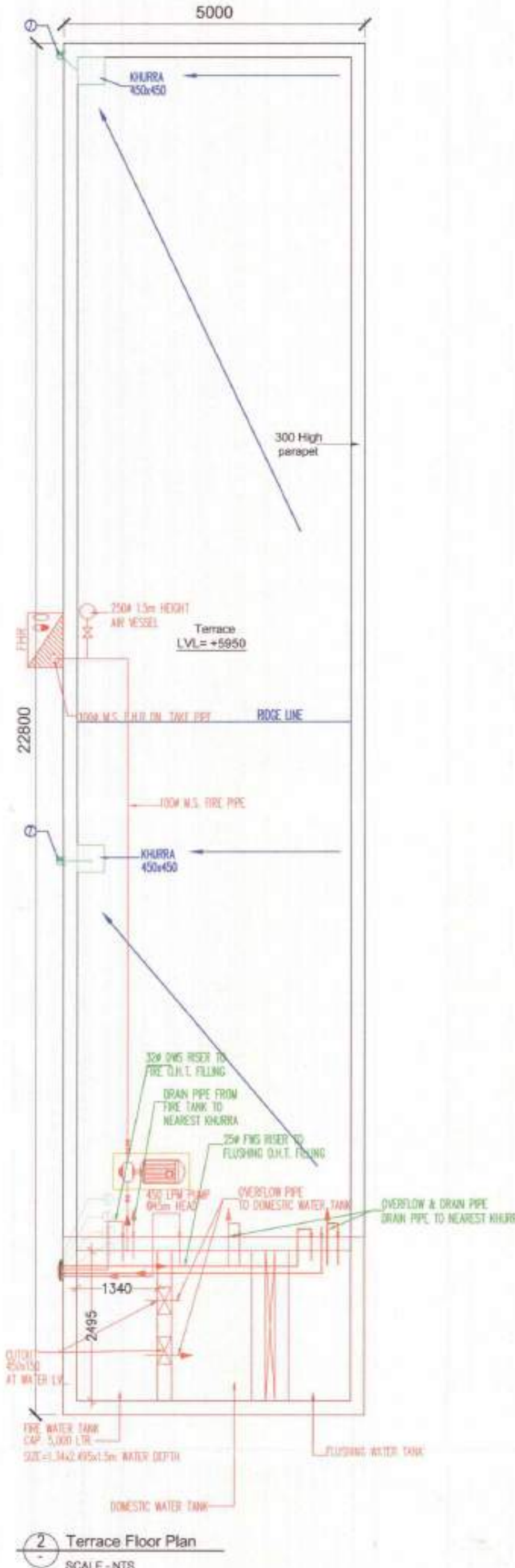
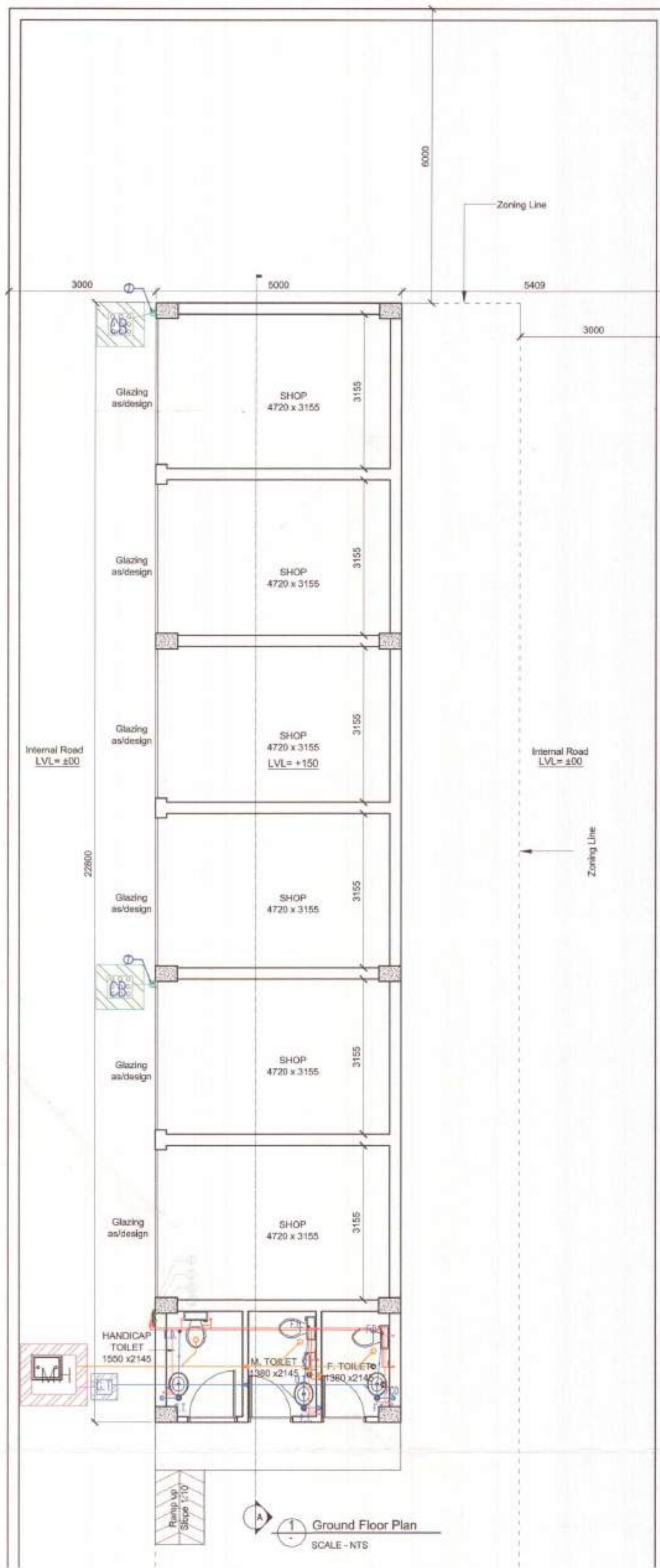
DRAWING TITLE
COMMUNITY BLOCK-01
LAYOUTS, ELEVATIONS,
SECTIONS & AREA DETAILS

ARCHITECTS
designcosmos
Architects & Interior Design Consultants
Second Floor, A-609, Sushant Lok-I, Gurgaon.
Email: designcosmos@gmail.com
Contact: 0124-4203678

DATE	FEB. 2019	DWG. NO.	S - 106
SCALE	NTS		
DEALT	SJ		
CHECKED	MA		

Checked and found ok for Public Health (Internal) Services subject to comments in forwarding letter No. SE/HC/...
Rajesh Dutt JD(HQ)
A.D.F.O. (HQ)
DFS PKL
Member B.P.C.

DINESH KUMAR SD (HQ)



Convenient Shopping 01 & 02 - Area Statement

Plot area	7.4583	Acres	=	30182.43	Sqm.
Commercial Area					
Site area for commercial @ 0.05% Plot area	=		=	150.91	Sqm.
Permissible FAR	=		=	250	
Total permissible FAR	=		=	250	
Permissible FAR Area	=		=	377.28	Sqm.

Convenient Shopping 01 - Area Statement

Ground floor FAR					
Nos.	L	B	Formula	Area	Unit
1	1	5	LXB	114.00	Sqm.
TOTAL AREA				114.000	Sqm.
Ground Coverage				114.000	Sqm.

AREA CHART - Convenient Shopping 01 & 02

FAR DETAIL	FLOOR AREA (SQ M)	TOTAL AREA (SQ M)
FAR - Convenient Shopping 01	114.0000	114.000
FAR - Convenient Shopping 02	263.2510	263.251
TOTAL FAR AREA		377.251
Ground - Convenient Shopping 01	114.0000	114.000
Ground - Convenient Shopping 02	36.6860	36.686
TOTAL GROUND COVERAGE		150.686

- LEGEND:-
- 3 32# DWS RISER TO O.U.T. FILLING
 - 4 25# FWS RISER TO O.U.T. FILLING
 - 5 DWS DN. TAKE PIPE
 - 6 FWS DN. TAKE PIPE
 - 7 110 OD uPVC RAIN WATER PIPE
 - FLOOR TRAP
 - FLOOR DRAIN
 - FWS DOMESTIC WATER SUPPLY PIPE
 - FWS FLUSHING WATER SUPPLY PIPE
 - ⊗ BUTTERFLY VALVE
 - ⊗ OUTLET FLY VALVE
 - ⊗ CATCH BASKET
 - ⊗ GULLY TRAP
 - ⊗ SEWAGE MANHOLE
- LEGEND
- FIRE HOSE REEL
 - 9 LTR WATER GAS PRESSURE TYPE FIRE EXTINGUISHER
 - 4.5 kg CO₂ TYPE FIRE EXTINGUISHER
 - ⊗ BUTTERFLY VALVE
 - ⊗ NON-RETURN VALVE
 - ⊗ FLOW INDICATING SWITCH

PROJECT TITLE
Submission Drawings of Group Housing Colony (TOD Zone)

BUILDING PLANS OF GROUP HOUSING COLONY FOR AN AREA MEASURING 7.4583 ACRES UNDER TOD POLICY DATED 09.02.2016 (LICENSE NO. 16 OF 2019 DATED 09.02.2019 IN SECTOR-69, GURUGRAM MANESAR URBAN COMPLEX BEING DEVELOPED BY SH. MUKUL YADAV AND OTHERS C/O TULIP INFRA TECH PVT. LTD.

OWNER'S SIGNATURE
For TULIP INFRA TECH PVT. LTD.
AUTHORISED SIGNATORY

ARCHITECT'S SIGNATURE
APOORV SINGH
CA/2008/42704

STRUCTURE CONSULTANTS
OPTIMUM Pvt. Ltd.
QUALITY ENGINEERS
B-24, SECTOR-67, NOIDA-201301
Phone: 0120-4450888, 0120-4433307
Email: info@optimumdesign.in
Website: www.optimumdesign.in

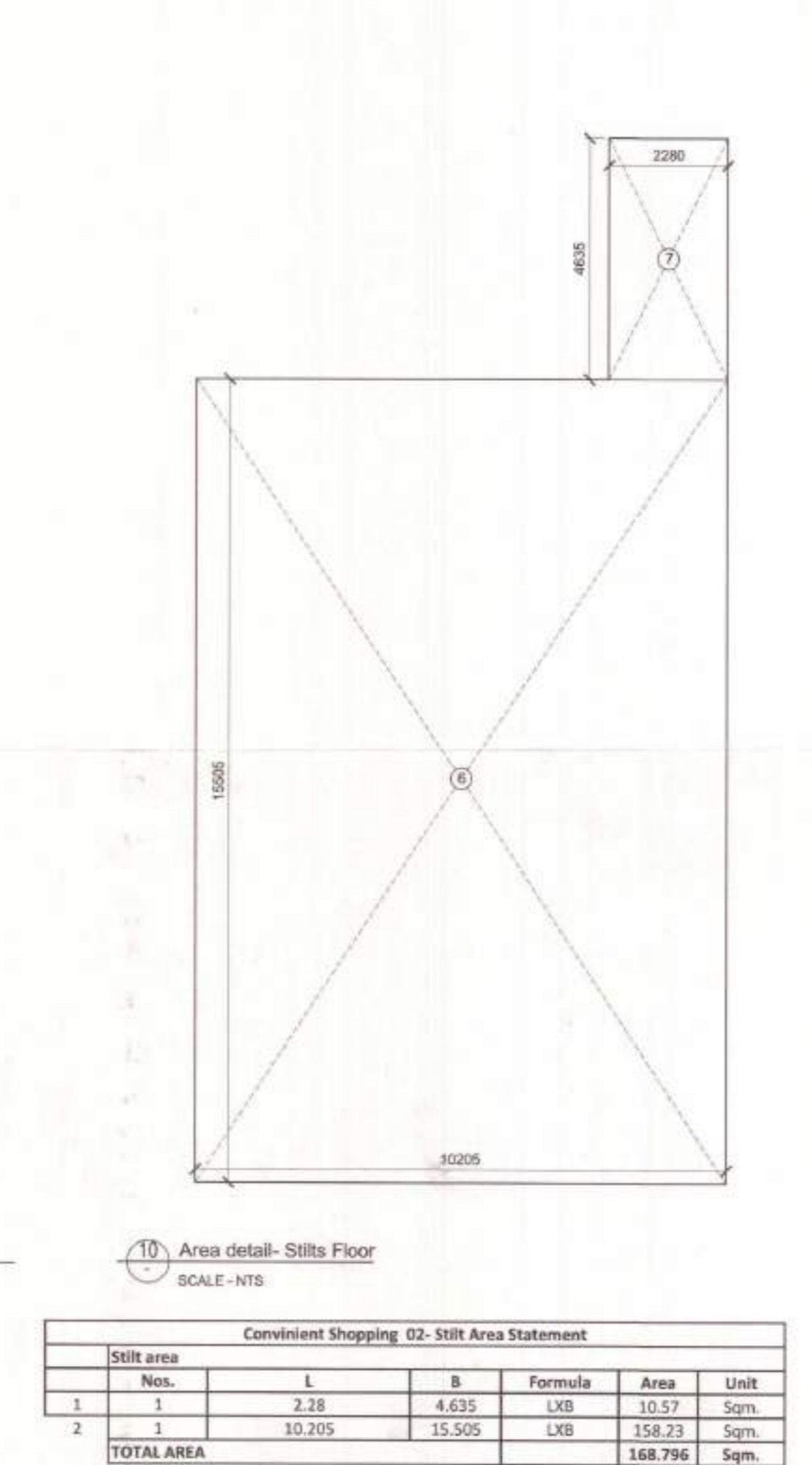
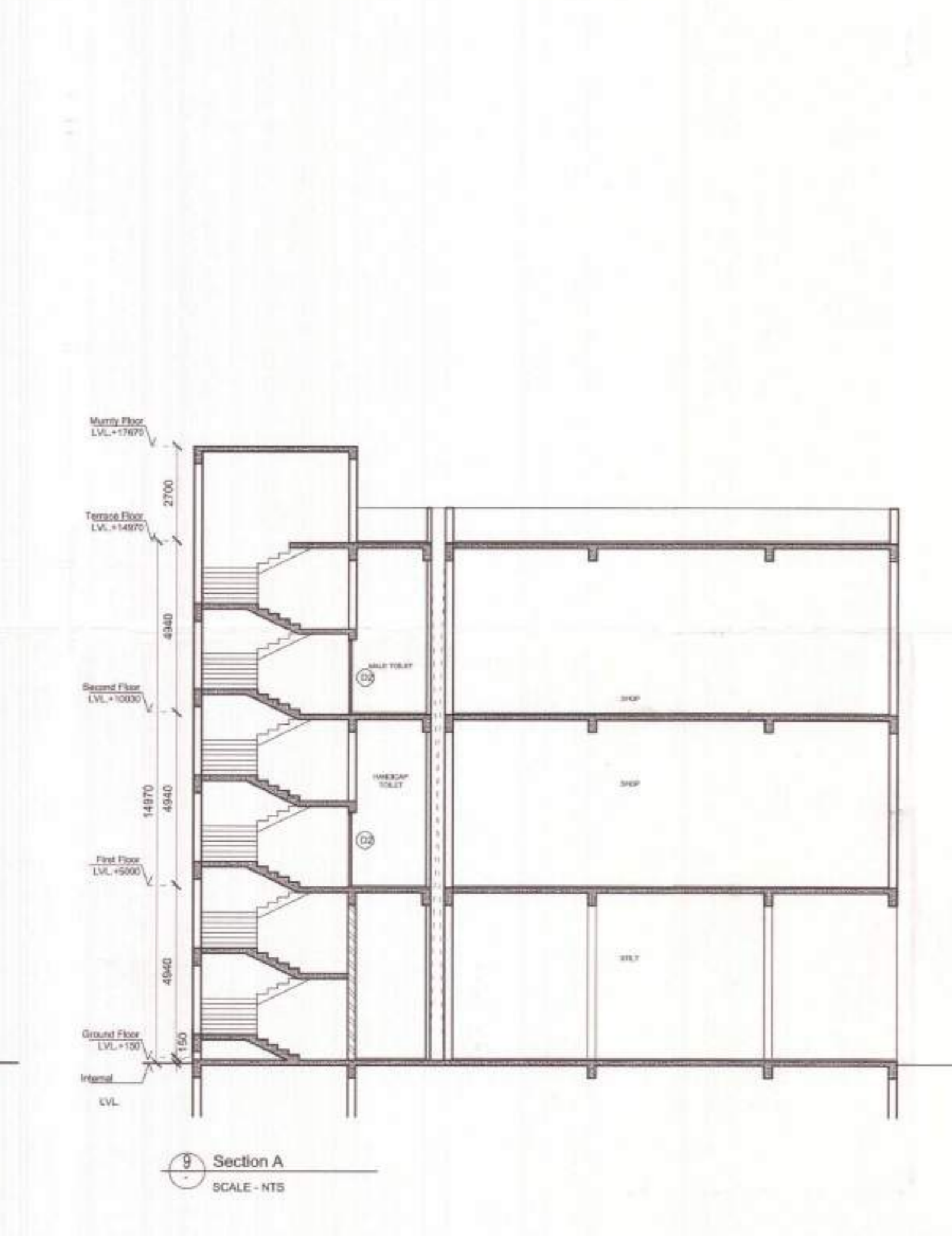
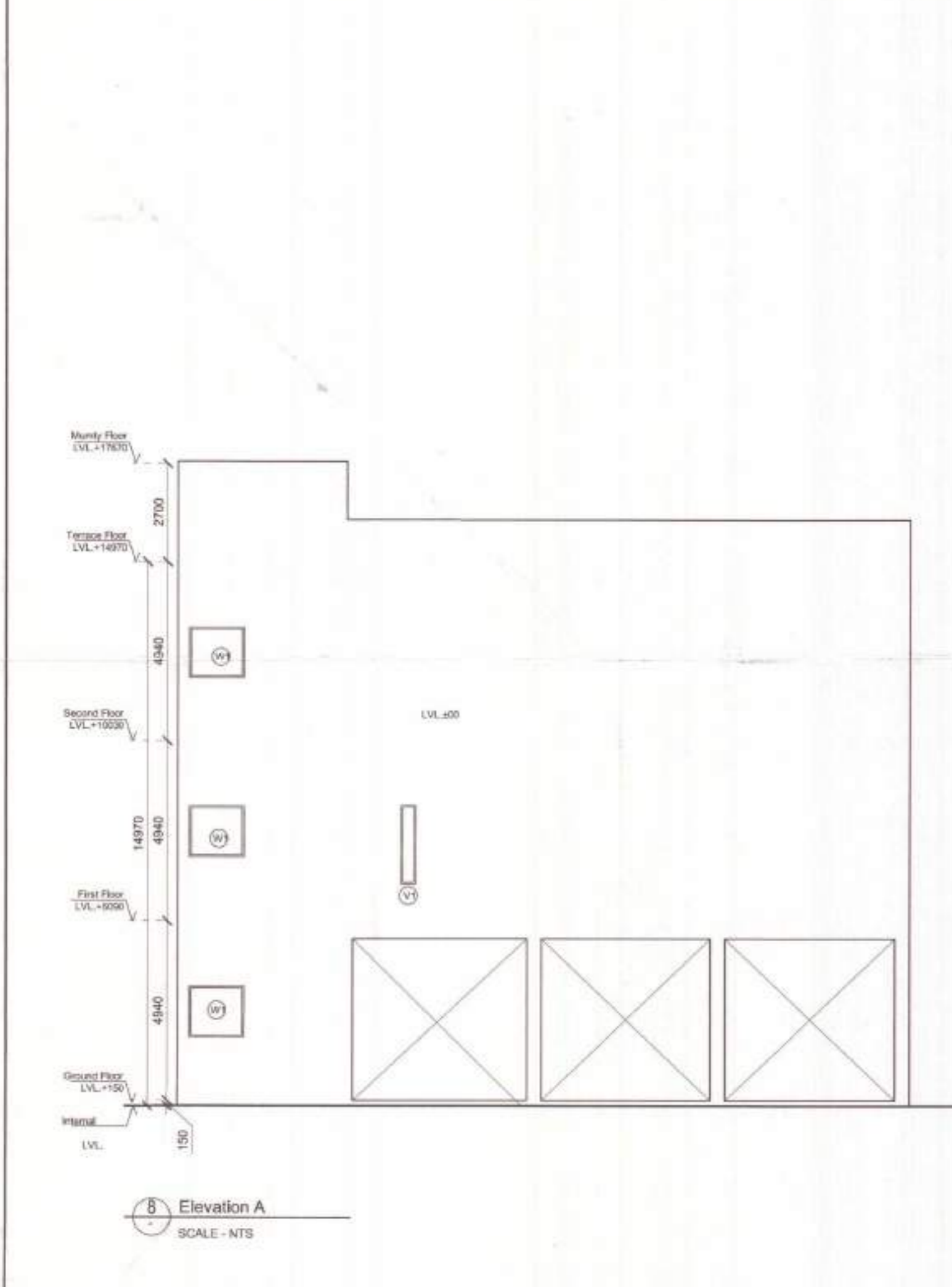
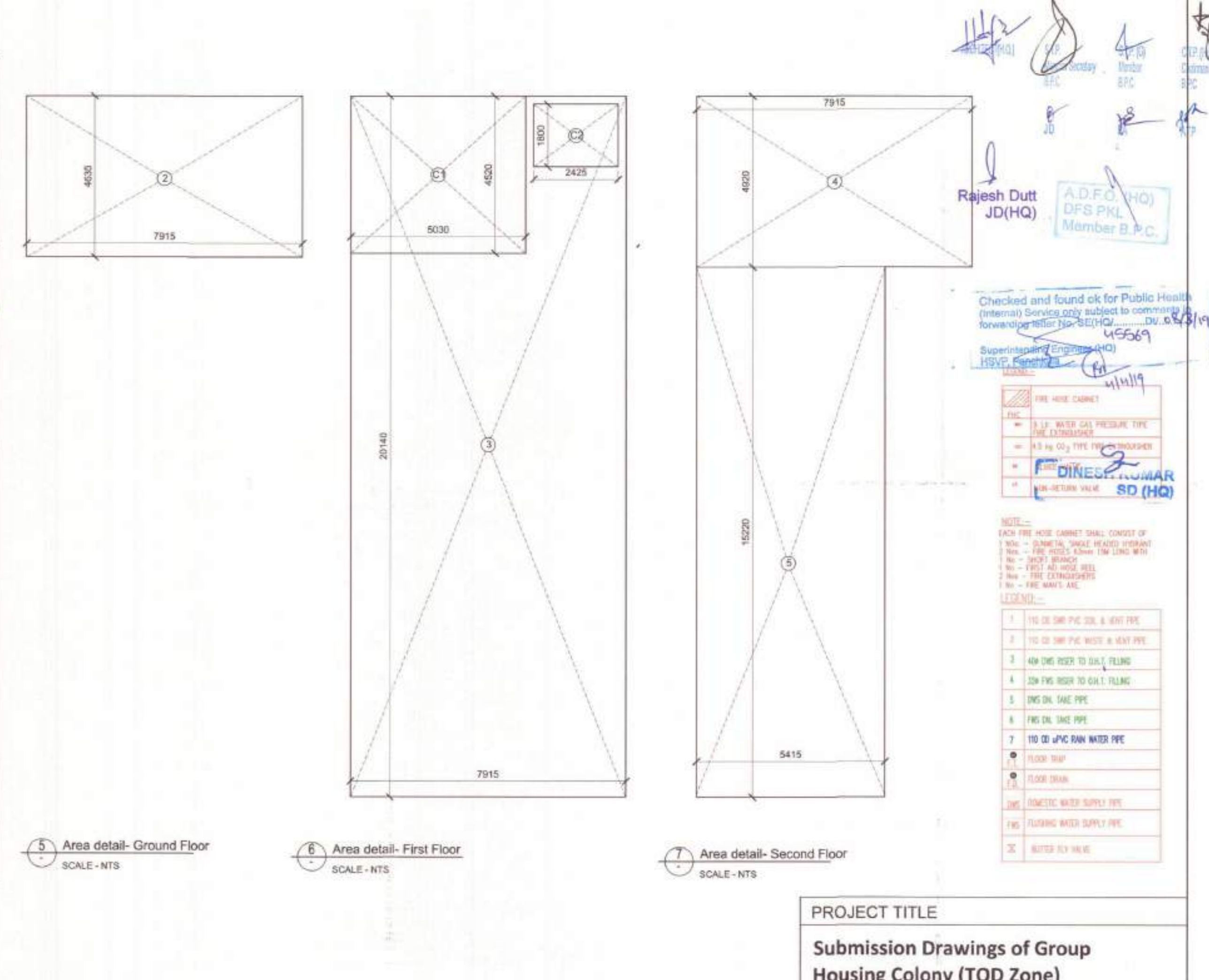
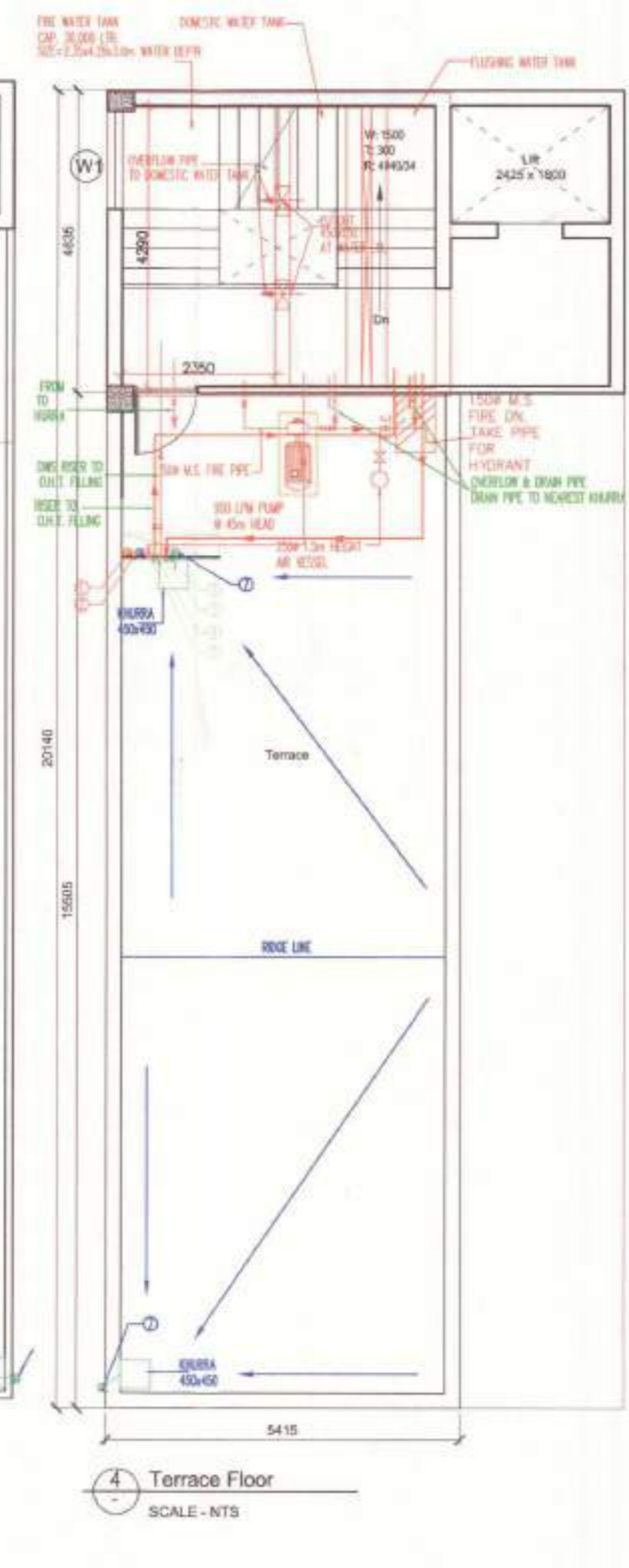
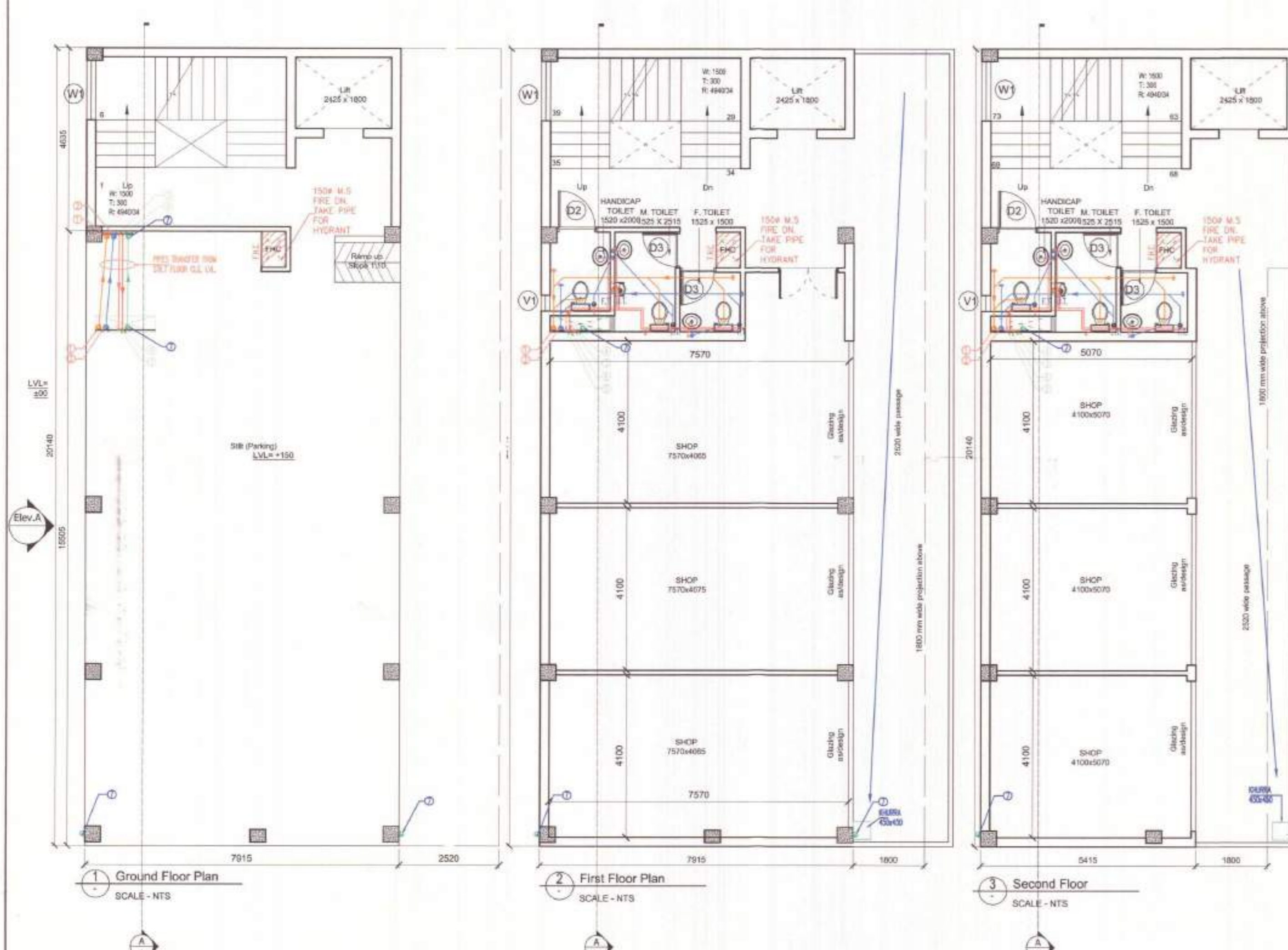
MEP CONSULTANTS
V Consulting
B-50 Soami Nagar,
New Delhi - 110056
Tel:- 011-49848197 / 49849205

DRAWING TITLE
CONVENIENT SHOPPING-01 LAYOUTS, ELEVATION, SECTION & AREA DETAILS

ARCHITECTS
designcosmos
Architects & Interior Design Consultants
Second Floor, A-6109, Sushant Lok, Gurgaon.
Email: designcosmos@gmail.com,
Contact: 0124-4203676

DATE	FEB. 2019	DWG. NO.
SCALE	NTS	S-107a
DEALT	SJ	
CHECKED	MA	

Rajesh Dutt
JD(HQ)
A.D.F.C. (HQ)
DPS PKL
Member B.P.C.
Checked and found ok for Public Health (Internal Sewerage) subject to comments forwarded by Mr. H.S. Bhatia on 05/15/2019
Supervising Engineer (HQ)
HSVP, Panjab
45569
4/14/19
DINESH KUMAR
SD (HQ)



Convenient Shopping 01 & 02 - Area Statement			
Plot area	7.4583	Acres	= 30182.43 Sqm.
Commercial Area			
Site area for commercial @ 0.05% Plot area	=	150.91	Sqm.
Permissible FAR	=	250	
Total permissible FAR	=	250	
Permissible FAR Area	=	377.26	Sqm.
Commercial Area Calculation			
Ground floor FAR			
Nos.	L	B	Formula Area Unit
2	7.915	4.635	LXB 36.69 Sqm.
TOTAL AREA			
36.686 Sqm.			
First floor area FAR			
Nos.	L	B	Formula Area Unit
3	7.915	20.14	LXB 159.41 Sqm.
TOTAL AREA			
159.408 Sqm.			
Second floor area FAR			
Nos.	L	B	Formula Area Unit
4	7.915	4.92	LXB 38.94 Sqm.
5	5.415	15.22	LXB 82.42 Sqm.
TOTAL AREA			
121.358 Sqm.			
Less Area Detail-1			
Nos.	L	B	Formula Area Unit
C1	1	5.03	4.52 LXB 22.74 Sqm.
C2	1	2.425	1.8 LXB 4.37 Sqm.
TOTAL AREA			
27.101 Sqm.			

AREA CHART - Convenient Shopping 02			
FAR DETAIL	FLOOR AREA (SQ M)	NO. OF FLOORS	TOTAL AREA (SQ M)
GROUND FLOOR	36.6860	1	36.686
1ST FLOOR	132.3075	1	132.308
2nd FLOOR	94.2675	1	94.258
NET FAR AREA			263.251
TOTAL GROUND COVERAGE			36.686

AREA CHART - Convenient Shopping 01 & 02			
FAR DETAIL	FLOOR AREA (SQ M)	TOTAL AREA (SQ M)	
FAR - Convenient Shopping 01	114.0000	114.000	
FAR - Convenient Shopping 02	263.2510	263.251	
TOTAL FAR AREA		377.251	
Ground - Convenient Shopping 01	114.0000	114.000	
Ground - Convenient Shopping 02	36.6860	36.686	
TOTAL GROUND COVERAGE		150.686	

DOOR/WINDOW SCHEDULE					
SN	Type	Width (mm)	Cill (mm)	Lintel (mm)	Height (mm)
1	D1	1500	+00	+2100	2100
2	D2	1000	+00	+2100	2100
3	D3	900	+00	+2100	2100
4	W1	1500	+2150	+3550	1400
5	V1	400	+1400	+2400	1000

Convenient Shopping 02- Still Area Statement					
Still area					
Nos.	L	B	Formula	Area	Unit
1	1	2.28	4.635 LXB	10.57	Sqm.
2	1	10.205	15.505 LXB	158.23	Sqm.
TOTAL AREA					
168.796 Sqm.					

PROJECT TITLE
Submission Drawings of Group Housing Colony (TOD Zone)

BUILDING PLANS OF GROUP HOUSING COLONY FOR AN AREA MEASURING 7.4583 ACRES UNDER TOD POLICY DATED 09.02.2016 (LICENSE NO. 16 OF 2019 DATED 09.02.2019 IN SECTOR-69, GURUGRAM MANESAR URBAN COMPLEX BEING DEVELOPED BY SH. MUKUL YADAV AND OTHERS C/O TULIP INFRA TECH PVT. LTD.

OWNER'S SIGNATURE
 For TULIP INFRA TECH PVT. LTD.
 AUTHORIZED SIGNATORY

ARCHITECT'S SIGNATURE
 APOORV SINGH
 CA/2008/42704

STRUCTURE CONSULTANTS
 DEJIGN PVT. LTD.
 CONSULTING ENGINEERS
 B-24, SECTOR-67, NOIDA-201301
 Phone: +91-20-646886, 0120-2333007
 Email: info@deigncosmos.in
 Website: www.deigncosmos.in

MEP CONSULTANTS
 V Consulting
 B-50 Soami Nagar,
 New Delhi - 110056
 Tel: 011-49848197 / 49849205

DRAWING TITLE
CONVENIENT SHOPPING-02 LAYOUTS, ELEVATION, SECTION & AREA DETAILS

ARCHITECTS
 designcosmos
 Architects & Interior Design Consultants
 Second Floor, A-609, Sushant Lok-I, Gurgaon.
 Email: designcosmos@gmail.com
 Contact: 0124-4203676

DATE FEB. 2019 **DWG. NO.**
SCALE NTS
DEALT SJ
CHECKED MA

S-107b