Drawing No:- 15

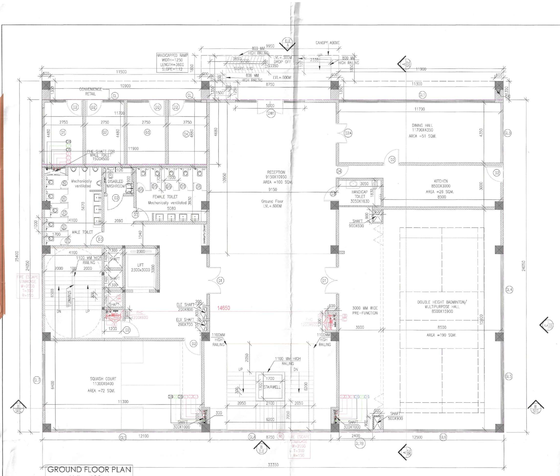

GROUND FLOOR PLAN
LVL+.600M

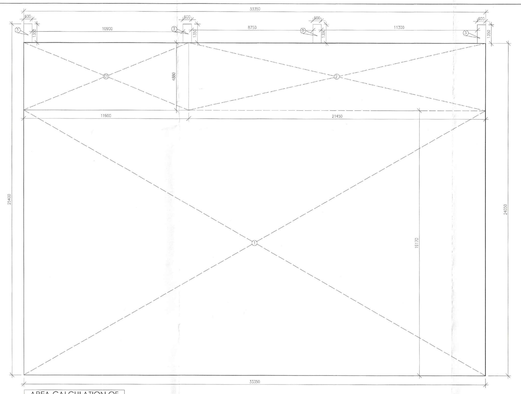

AREA CALCULATION OF GROUND FLOOR

GROSS-A			AREA CALCULATION OF COMMUNITY BUILDING					
NOS			LENGTH		WIDTH		AREA(sqm)	SQM
1	1	X	14.300	X	7.800	=	111.540	SQM
					TOTAL	=	111.540	SQM

GROSS-A			FAR CALCULATION OF COMMUNITY BUILDING GROUND FLOOR					
NOS			LENGTH		WIDTH		AREA(sqm)	SQM
1	1	X	31.200	X	14.300	=	446.160	SQM
2	1	X	31.200	X	8.000	=	124.800	SQM
3	1	X	2.000	X	1.500	=	3.000	SQM
				TOTAL		=	573.960	SQM

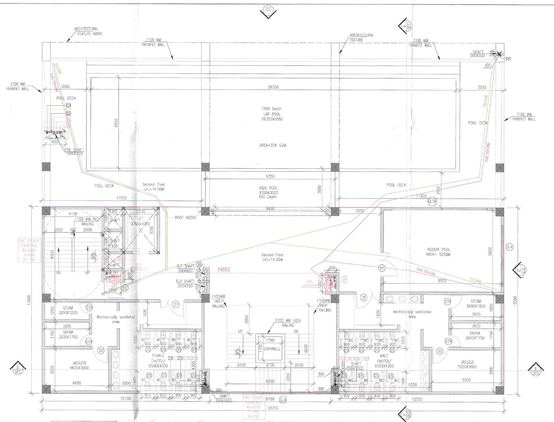

2ND FLOOR PLAN
LVL+14.50M

LMR & WATER TANK ROOF PLAN LVL+28.00M

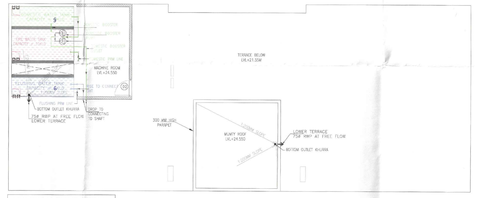

MUMTY MACHINE ROOM PLAN
LVL+24.550M

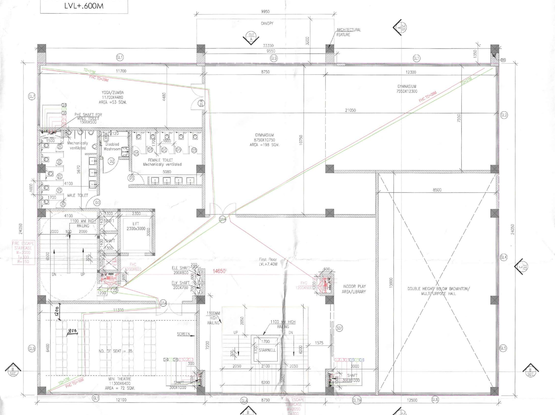

1ST FLOOR PLAN
LVL+7.40M

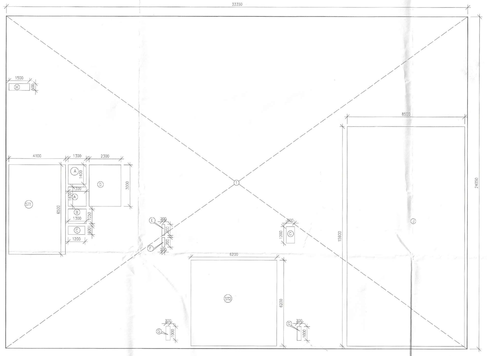

AREA CALCULATION OF 1ST FLOOR

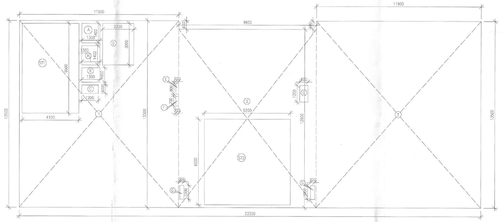

AREA CALCULATION OF 2ND FLOOR

GROSS-A			FAR CALCULATION OF 1ST FLOOR COMMUNITY BUILDING					
NOS			LENGTH		WIDTH		AREA(sqm)	SQM
1	1	X	33.396	X	24.200	=	808.096	SQM
				TOTAL		=	808.096	SQM

GROSS-B					DEDUCTION			
NOS			LENGTH		WIDTH		AREA(sqm)	SQM
A	2	X	1.300	X	1.400	=	3.640	SQM
B	2	X	1.300	X	1.400	=	3.640	SQM
C	2	X	1.300	X	0.800	=	2.080	SQM
D	2	X	1.300	X	3.000	=	7.800	SQM
E	1	X	0.200	X	0.600	=	0.120	SQM
F	1	X	0.200	X	0.600	=	0.120	SQM
G	1	X	2.300	X	1.000	=	2.300	SQM
H	1	X	1.800	X	0.900	=	1.620	SQM
J	1	X	8.000	X	19.400	=	155.200	SQM
				TOTAL		=	186.160	SQM

GROSS-C					STAIRCASE (DEDUCTION) AREA			
NOS			LENGTH		WIDTH		AREA(sqm)	SQM
ST1	1	X	4.100	X	8.000	=	32.800	SQM
ST2	1	X	4.300	X	8.000	=	34.400	SQM
				TOTAL		=	67.200	SQM

NET FAR							
NET FAR	=	GROSS - A	-	GROSS - B	-	GROSS - C	
	=	808.096	-	186.160	-	67.200	
GROSS -1	=	556.736	SQM				

BUILTUP AREA FAR CALCULATION OF COMMUNITY BUILDING 1ST FLOOR							
BUILT AREA	=	GROSS - 1	-	GROSS - C			
	=	556.736	-	67.200			
GROSS -2	=	489.536	SQM				

NON FAR AREA CALCULATION OF COMMUNITY BUILDING 1ST FLOOR							
NON FAR AREA	=	GROSS - 1	-	GROSS - 2			
	=	556.736	-	489.536			
GROSS -3	=	67.200	SQM				

GROSS-A			FAR CALCULATION OF 2ND FLOOR COMMUNITY BUILDING					
NOS			LENGTH		WIDTH		AREA(sqm)	SQM
1	1	X	31.200	X	13.300	=	415.080	SQM
2	1	X	8.000	X	19.400	=	155.200	SQM
3	1	X	1.400	X	10.500	=	14.700	SQM
				TOTAL		=	584.980	SQM

GROSS-B					DEDUCTION			
NOS			LENGTH		WIDTH		AREA(sqm)	SQM
A	1	X	1.500	X	1.400	=	2.100	SQM
B	2	X	1.300	X	1.500	=	3.900	SQM
C	2	X	1.300	X	0.550	=	1.430	SQM
D	1	X	1.300	X	5.200	=	6.760	SQM
E	1	X	1.300	X	0.900	=	1.170	SQM
F	1	X	1.300	X	0.900	=	1.170	SQM
G	2	X	1.300	X	1.000	=	2.600	SQM
				TOTAL		=	14.245	SQM

GROSS-C					STAIRCASE (DEDUCTION) AREA			
NOS			LENGTH		WIDTH		AREA(sqm)	SQM
ST3	1	X	4.100	X	5.500	=	22.550	SQM
ST4	1	X	4.300	X	5.700	=	24.510	SQM
				TOTAL		=	47.060	SQM

NET FAR AREA COMMUNITY BUILDING 2ND FLOOR							
NET FAR	=	GROSS - 1	-	GROSS - B	-	GROSS - C	
	=	584.980	-	14.245	-	47.060	
GROSS -1	=	523.675	SQM				

BUILTUP AREA FAR CALCULATION OF COMMUNITY BUILDING 2ND FLOOR							
BUILDING 2ND FLOOR							
BUILT AREA	=	GROSS - 1	-	GROSS - C			
	=	523.675	-	47.060			
GROSS -2	=	476.615	SQM				

NON FAR AREA CALCULATION OF COMMUNITY BUILDING 2ND FLOOR							
NON FAR AREA	=	GROSS - 2	-	GROSS - 1			
	=	476.615	-	523.675			
GROSS -3	=	47.060	SQM				

GROSS-A			COMMUNITY BUILDING GROUND COVERAGE					
NOS			LENGTH		WIDTH		AREA(sqm)	SQM
1	1	X	33.200	X	24.400	=	810.080	SQM
2	1	X	9.900	X	7.800	=	77.220	SQM
				TOTAL		=	887.300	SQM

GROSS-A			MUMTY MACHINE ROOM AREA					
NOS			LENGTH		WIDTH		AREA(sqm)	SQM
1	1	X	4.000	X	8.800	=	35.200	SQM
2	1	X	4.000	X	8.800	=	35.200	SQM
				TOTAL		=	70.400	SQM

LEGEND		
SL NO.	SYMBOL	DESCRIPTION
1		SOIL PIPE DOWNTAKE (S/P)
2		ANTI SIPHONAGE PIPE DOWNTAKE (D/T)
3		WASTE PIPE DOWNTAKE (D/T)
4		RAIN WATER PIPE DOWNTAKE (D/T)
5		BALCONY RAIN WATER DOWNTAKE (D/T)
6		AC CONDENSER DOWNTAKE (D/T)
7		PLUMBING WATER SUPPLY DOWNTAKE (D/T)
8		DOMESTIC WATER SUPPLY DOWNTAKE (D/T)
9		75mm THICK LEDGE WALLS UP TO FALSE CEILING LEVEL
10		150MM THICK LEDGE WALL / 230MM HEIGHT FROM FFL FOR DWC
11		150mm THICK LEDGE WALL BELOW SINK COUNTER FOR WASH BASIN
12		75mm THICK LEDGE WALL TILL HEIGHT OF COUNTER FOR KITCHEN
13		150MM FLOOR RAISED FOR KITCHEN SINK AREA
14		FIRE SMART PLASTERCAST AS PER ARCHITECTURAL & STRUCTURAL DETAILS
15		300mm X 300mm POCKET SINK FOR UTILITY AREA
16		200mm x 200mm x 75mm SUNK FOR BALCONY AREA
17		150mm x 75mm SCUPPER DRAIN FOR BALCONY AREA
18		CUP GAP
19		DOMESTIC WATER SUPPLY RISER
20		FLUSHING WATER SUPPLY RISER

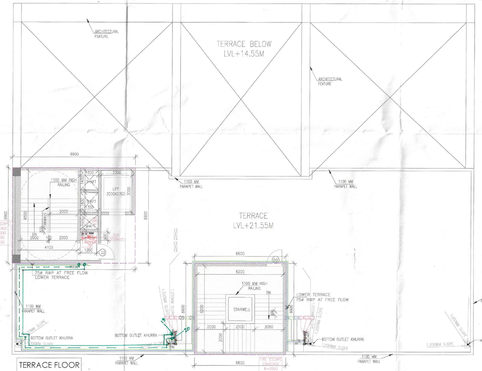

TERRACE FLOOR
LVL+21.55M

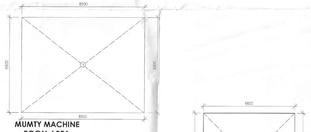

MUMTY MACHINE ROOM AREA

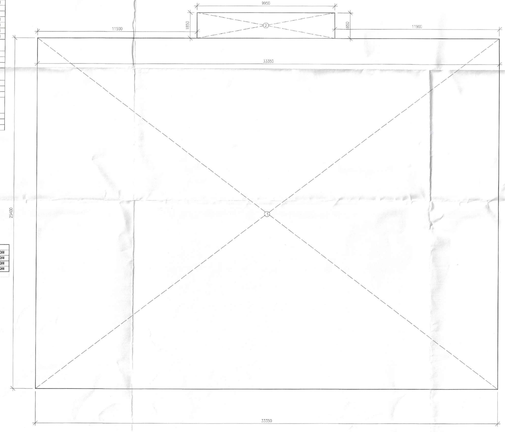

GROUND COVERAGE

REQUIRED EXIT WIDTH GROUND LEVEL CALCULATION:-

(DOUBLE HEIGHT BADMINTON/ MULTIPURPOSE HALL, 390 SQM 1 Person/1.4)	= 136persons	
(RECEPTION, 103.50M 1 Person/1.4)	= 77 persons	
(SQUASH COURT, 72 SQM 1 Person/1.4)	= 51persons	
(CIRCULATION SPACE, 355 SQM 1 Person/5)	= 71 persons	
TOTAL	= 317 persons	

Required staircase width @ 10mm/person for 317persons = 317mm i.e. MINIMUM 3250 MM.

PROVIDED STAIRCASE WIDTH = 2000+2000= 4000MM

REQUIRED STAIRCASE WIDTH LEVEL-1 CALCULATION:-

(GYMNASIUM, 198.50M 1 Person/1.4)	= 141persons
(YOGA/ZUMBA , 53.50M 1 Person/1.4)	= 27 persons
MINI THEATRE (1 Chair @ 1.5sq.) x.o.f. seat 25x0.2 = 40sqm	= 25 persons
(CIRCULATION SPACE, 302.50M 1 Person/5)	= 50 persons
TOTAL	= 253 persons

Required staircase width @ 10mm/person for 253 persons =2530mm i.e. MINIMUM 2750 MM.

PROVIDED STAIRCASE WIDTH = 2000+2000= 4000MM

REQUIRED STAIRCASE WIDTH LEVEL-2 CALCULATION:-

Indoor pool_52 SQM 1 Person/2.2)	= 24 persons	
Swimming pool/ 314 SQM 1 SQM 1 Person/2.2)	= 143 persons	(POOL DEPTH BELOW 1.5 METER)
CIRCULATION SPACE STORAGE AND OTHER 355 SQM 1 PER/4)	= 89 persons	
	= 56 persons	(POOL DEPTH BELOW 1.0 METER)
	= 38 persons	
	= 254 persons	

Required staircase width @ 10mm/person for 254persons =2540mm i.e. MINIMUM 2600MM.

PROVIDED STAIRCASE WIDTH = 2000+2000 = 4000 MM

NOTES:
DG POWER BACKUP IS BEING PROVIDED.
TOILET ARE MECHANICAL VENTILATED.
ALL LIFTS SHALL HAVE POWER BACK-UP.
ALL ELECTRICAL INSULATION SHALL BE AS PER PROVISION OF RELEVANT CODE.
FIRE/FIGHTING/SAFETY PROVISIONS WILL BE AS PER RELEVANT CODE PROVISIONS.
BASEMENT AREA SHALL HAVE MECHANICALLY VENTILATED AS PER RELEVANT CODE.
ALL TOILETS ARE VENTILATED AS PER HARYANA BUILDING CODE 2017.
BUILDINGS HAS AUTOMATIC SPRINKLER SYSTEM WHEREVER REQUIRED BY RELEVANT CODE.
BUILDING WILL BE DESIGNED/STRUCTURES AS PER RELEVANT IS.CODE'S FOR EARTHQUAKE RESISTANCE.
SOLAR PANELS OF REQUIRED CAPACITY SHALL BE PROVIDED AS PER HARE DA/ZONING NORMS.
ALL HANDICAP RAMPS WITH RAILING.
ALL FIRE FIGHTING INSTALLATIONS SHALL BE AS PER PROVISION OF RELEVANT CODE.
THE RAINWATER HARVESTING SYSTEM SHALL BE PROVIDED AS PER CENTRAL GROUND WATER AUTHORITY NORMS.

ASSOCIATE ARCHITECTS

ASSOCIATES
PLOT NO-408 SEC-37C GURGAON(PH-9560794794)

PROJECT:

PROPOSED BUILDING PLAN OF G.H. SITE NO.21 IN SECTOR-53 GURUGRAM OF AREA MEASURING 3.60 ACRES BEING DEVELOPED BY M/S GODREJ PROPERTIES LTD.

OWNER'S SEAL & SIGNATURE

GODREJ PROPERTIES LTD
Authorised Signatory

ARCHITECT'S SEAL & SIGNATURE

Ar. Ravinder Kumar
CA/2002/20071

FEB.-2025 | Scale : 1:100

Drawing Title:- COMMUNITY BUILDING GROUND FLOOR ,1ST FLOOR ,2ND FLOOR & AREA CALCULATION

Drawing No:- CB-01

DTP (HQ) Member Secretary SEIAC
STP (HQ) Special Invitee
CTP Chairman SEIAC
STP (N) (HQ) MEMBER SEAC
DTP (N)
CTP (N)
JOY SINGH (HQ) Member SEIAC
Checked and found ok for Public Health (Internal) Service only subject to comments in its forwarding letter No. EE(HQ)-I ..... Dt. 04/3/25
Superintending Engineer(HQ) Cum Chief Engineer-STL HSVP, Panchkula
SANCTIONED VIDE MEMO No. 3JFT1- DATED 11/1/25