Drawing No:- 04

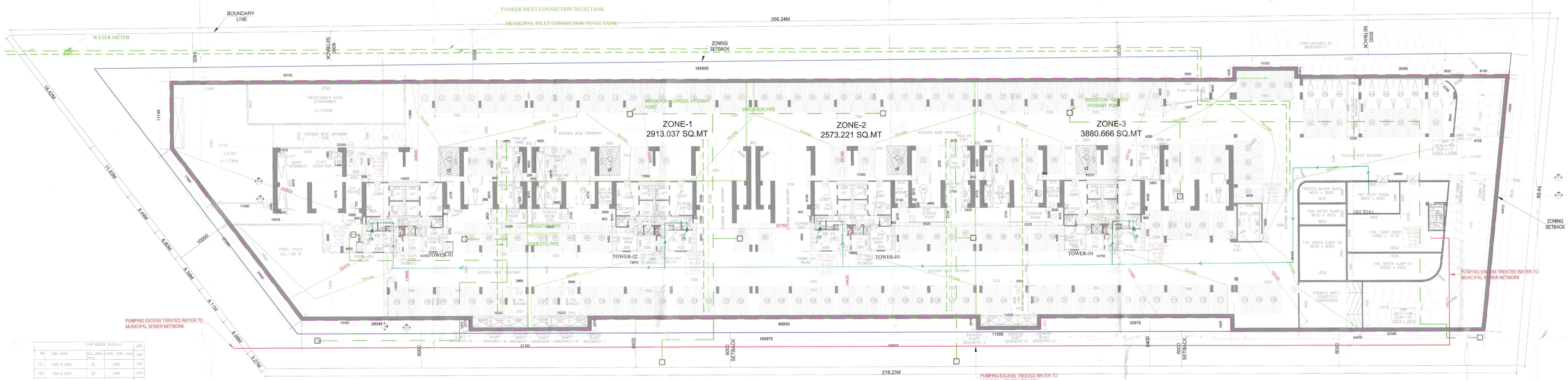

DOOR WINDOW SCHEDULE				
NO	SIZE (mm)	SILL LEVEL (mm)	LINTEL LEVEL (mm)	
		(mm)		
T01	1500 X 2422	22	2422	2nR
T02	1200 X 2422	22	2422	2nR
T03	900 X 2400	22	2400	2nR
NOTE: ALL FIRE DOOR SHALL BE 2 HOUR FIRE RATED.				

BASEMENT 01
LVL-4800MM
TOTAL CAR PARKING-160+4=164
(INLCUSIVE OF PHYSICALLY CHALLENGED PARKING)

SINGLE PARKING	TANDEM PARKING (SACK TO SACK PARKING)	PHYSICALLY CHALLENGED PARKING
160 NOS		4 NOS

BASEMENT-1
AREA CALCULATION

GROSS – B																
					SERVICE AREA BASEMENT-01											
G1	1	X	11.160					X	18.930	=	211.199	SQM				
G2	0.5	X	11.160	+	11.250			X	9.540	=	142.179	SQM				
G3	1	X	1.675					X	5.575	=	9.339	SQM				
G4	1	X	22.210					X	11.800	=	261.960	SQM				
G5	1	X	1.400					X	1.400	=	1.960	SQM				
G6	1	X	4.150					X	4.600	=	19.090	SQM				
G7	1	X	3.550					X	1.200	=	4.260	SQM				
G8	0.5	X	16.555	+	12.860			X	4.860	=	71.503	SQM				
G9	0.5	X	16.555	+	10.595			X	4.860	=	67.628	SQM				
G10	1	X	1.800					X	11.600	=	20.880	SQM				
G11	1	X	14.150					X	4.550	=	70.243	SQM				
G12	1	X	13.350					X	1.250	=	16.688	SQM				
G13	1	X	14.150					X	6.100	=	86.315	SQM				
G14	1	X	0.800					X	4.775	=	2.985	SQM				
G17	1	X	3.550					X	3.375	=	19.981	SQM				
G18	1	X	4.975					X	4.000	=	19.900	SQM				
G19	1	X	4.975					X	1.300	=	6.465	SQM				
G20	1	X	0.800					X	3.625	=	2.900	SQM				
G21	1	X	0.950					X	3.625	=	3.919	SQM				
G22	1	X	6.325					X	2.725	=	17.236	SQM				
G23	1	X	2.425					X	4.375	=	11.094	SQM				
G24	1	X	1.825					X	5.600	=	10.220	SQM				
G25	1	X	17.550					X	4.775	=	83.801	SQM				
G26	1	X	0.800					X	1.325	=	1.060	SQM				
G27	1	X	13.350					X	4.775	=	63.746	SQM				
G28	1	X	14.150					X	4.550	=	64.382	SQM				
G29	1	X	0.800					X	4.425	=	3.670	SQM				
G30	1	X	2.900					X	5.000	=	14.500	SQM				
G31	1	X	3.000					X	5.000	=	15.000	SQM				
G32	2	X	10.000					X	2.375	=	52.250	SQM				
G33	1	X	11.000					X	2.375	=	26.125	SQM				
G34	1	X	5.000					X	3.000	=	15.000	SQM				
G35	1	X	14.050					X	4.550	=	63.928	SQM				
G36	1	X	14.050					X	4.550	=	63.928	SQM				
G37	1	X	13.850					X	5.100	=	70.635	SQM				
G38	1	X	3.700					X	3.975	=	14.708	SQM				
G39	1	X	3.100					X	0.800	=	2.480	SQM				
G40	1	X	0.200					X	1.325	=	0.265	SQM				
G41	1	X	6.325					X	3.725	=	23.556	SQM				
G42	1	X	1.350					X	0.800	=	1.080	SQM				
G43	1	X	4.975					X	1.300	=	6.465	SQM				
G46	1	X	4.875					X	4.350	=	21.206	SQM				
G47	1	X	2.425					X	4.575	=	11.094	SQM				
G48	1	X	0.800					X	3.300	=	2.640	SQM				
G49	1	X	1.825					X	10.775	=	19.664	SQM				
G50	1	X	6.325					X	3.725	=	23.556	SQM				
G51	1	X	0.600					X	4.575	=	2.745	SQM				
G52	1	X	17.050					X	4.775	=	81.414	SQM				
G53	1	X	13.550					X	3.375	=	45.731	SQM				
G54	1	X	0.800					X	3.625	=	2.900	SQM				
G55	1	X	0.800					X	1.325	=	1.060	SQM				
G56	1	X	2.800					X	6.200	=	17.360	SQM				
G57	1	X	1.400					X	8.000	=	11.200	SQM				
G58	0.5	X	4.800	+	3.640			X	7.900	=	33.358	SQM				
G59	1	X	4.500					X	5.900	=	31.050	SQM				
G68	1	X	2.250					X	10.200	=	22.950	SQM				
G69	0.5	X	32.100	+	34.900			X	7.900	=	264.550	SQM				
G60	1	X	4.150					X	10.300	=	42.745	SQM				
G61	0.5	X	3.850					X	3.610	=	6.961	SQM				
									TOTAL	=	3146.779	SQM				

NET AREA OF BASEMENT-01	=	GROSS – A						
	=	9407.668						
		GROSS – C	+	9407.668	SQM			
SERVICE AREA OF BASEMENT-01	=	GROSS – B	+	GROSS – C				
	=	3146.779	+	3.730				
		GROSS – C	=	3143.049	SQM			
NET PARKING AREA OF		GROSS-1	+	GROSS-2				
	=	9407.668		3143.049				
		TOTAL	=	6264.620	SQM			
NO. OF ECS ACHIEVABLE OF BASEMENT-01			+	6264.620	/	32		
			=	196	ECS			
		NO. OF BAYS PROVIDE	=	164	BAYS			

STORM WATER PLUMBING LEGEND:		
SL NO.	SYMBOL	DESCRIPTION
1		RAIN WATER HARVESTING & DE-SILTING CHAMBER
2	CB	CATCH BASIN
3		RAMP DRAIN WITH GRATING
4		STORM WATER PIPE
5		ARROW DIRECTION

SEWAGE PLUMBING LEGEND:		
SL NO.	SYMBOL	DESCRIPTION
1	GT	GULLY TRAP
2	IC	INSPECTION CHAMBER / MANHOLE
3		SOIL PIPE
4		WASTE PIPE

SLNO	PUMP ROOM FIRE INDEX
F1	DIESEL ENGINE STAND BY PUMP
F2	ELECTRICAL HYDRANT PUMP
F3	JOCKEY PUMP
F4	ELECTRICAL SPRINKLER PUMP
F5	WATER CURTAIN SPRINKLER PUMP

WATER SUPPLY PLUMBING LEGEND:		
SL NO.	SYMBOL	DESCRIPTION
1	WMC	VALVER-CHAMBER WITH WATER METER
2		DOMESTIC WATER PIPE
3		FLASHING WATER PIPE
4		MUNICIPAL INLET PIPE
5		TANKER WATER INLET
6		IRRIGATION PIPE
7		SOIL PIPE
8		WASTE PIPE

FIRE LEGEND:		
SL NO.	SYMBOL	DESCRIPTION
1		4 WAY FIRE BRIGADE INLET
2		2 WAY DRAW OFF
3		FIRE YARD HYDRANT
4		FIRE HOSE CABINET
5	FHC CCB	EXTERNAL FIRE HOSE CABINET

SLNO	PUMP ROOM FIRE INDEX	QUANTITY
F1	DIESEL ENGINE STAND BY PUMP	02
F2	ELECTRICAL HYDRANT PUMP	01
F3	JOCKEY PUMP	02
F4	ELECTRICAL SPRINKLER PUMP	01
F5	WATER CURTAIN SPRINKLER PUMP	01

GROSS – A			AREA CALCULATION OF BASEMENT-01					
1	1	X	22.460	X	11.740	=	263.915	SQM
2	0.5	X	22.460	X	29.750	=	334.360	SQM
3	1	X	161.570	X	41.490	=	6703.539	SQM
4	1	X	21.350	X	1.975	=	41.973	SQM
5	1	X	11.000	X	1.975	=	21.725	SQM
6	1	X	0.600	X	2.400	=	1.440	SQM
7	0.5	X	43.435+47.795	X	44.400	=	2025.306	SQM
8	1	X	11.250	X	1.400	=	15.750	SQM
				TOTAL		=	9407.668	SQM

SERVICE AREA OF BASEMENT-01																								
GROSS – C																								
AA	3.14	X	3.605	X	3.605	X	90	/	360	-	0.5	X	3.605	-	0.950	X	4.875	=	3.730	SQM				
																	TOTAL	=	3.730	SQM				

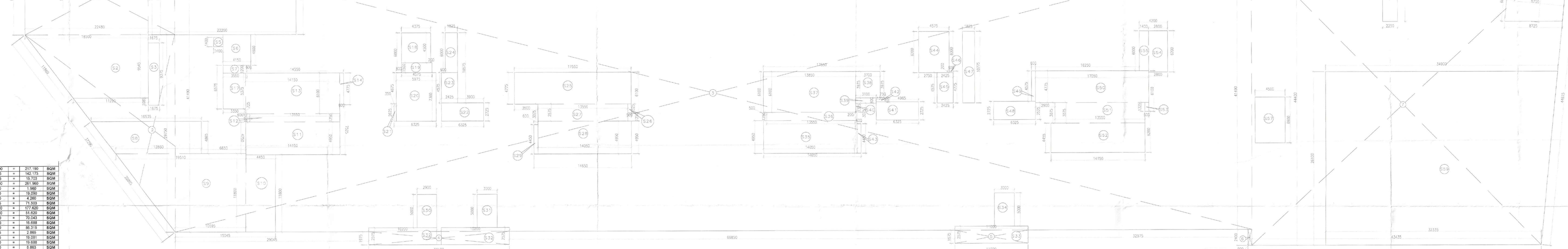

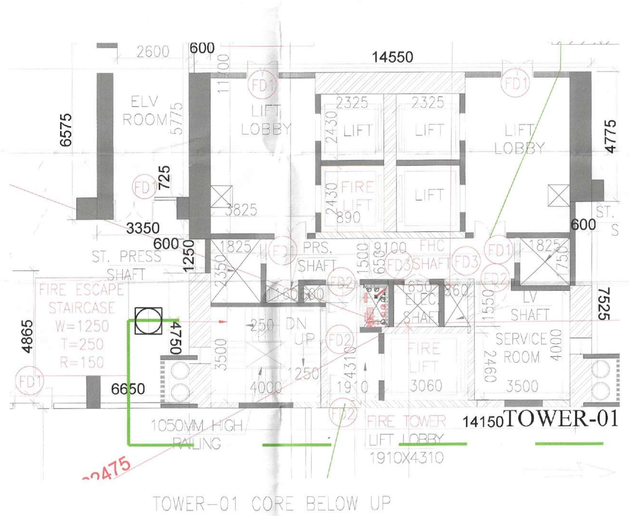

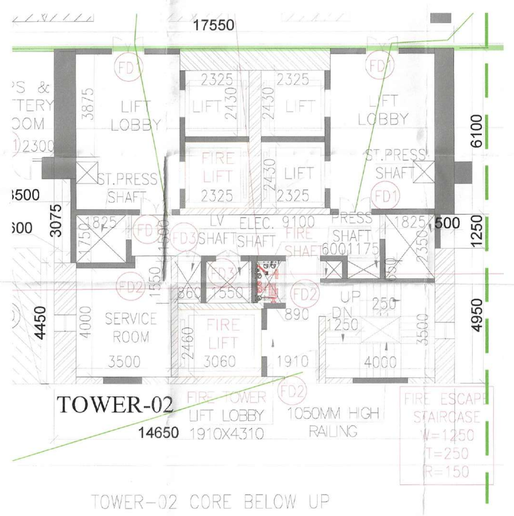

NOTES:-
DG POWER BACKUP IS BEING PROVIDED.
TOILET ARE MECHANICAL VENTILATED.
ALL LIFTS SHALL HAVE POWER BACK-UP.
ALL ELECTRICAL INSTALLATION SHELL BE AS PER PROVISION OF RELEVANT CODE.
FIRE/FIGHTING/SAFETY PROVISIONS WILL BE AS PER RELEVANT CODE PROVISIONS.
BASEMENT AREA SHALL HAVE MECHANICALLY VENTILATED AS PER RELEVANT CODE.
ALL TOILETS ARE VENTILATED AS PER HARYANA BUILDING CODE 2017.
BUILDINGS HAS AUTOMATIC SPRINKLER SYSTEM WHEREVER REQUIRED BY RELEVANT CODES.
BUILDING WILL BE DESIGNED/STRUCTURES AS PER RELEVANT IS CODES FOR EARTHQUAKE RESISTANCE.
SOLAR PANELS OF REQUIRED CAPACITY SHALL BE PROVIDED AS PER HARE DA/ZONING NORMS.
ALL HANDICAP RAMPS WITH RAILING.
ALL FIRE FIGHTING INSTALLATIONS SHALL BE AS PER PROVISION OF RELEVANT CODE.
THE RAINWATER HARVESTING SYSTEM SHALL BE PROVIDED AS PER CENTRAL GROUND WATER AUTHORITY NORMS.

DTP (HQ) Member Secretary BPAC
Chief Engineer BPAC
Crumans BPAC
JD (H)
SE (H)
STP (H) Member BPAC
SLT (HQ) Member BPAC

SANCTIONED VIDE MEMO No. 13899 DATED 01/3/18

ASSOCIATE ARCHITECTS

GG ASSOCIATES

PLOT NO-408 SEC-37C GURGAON(PH-9560794794)

PROJECT:

PROPOSED BUILDING PLAN OF G.H. SITE NO.21 IN SECTOR-53 GURUGRAM OF AREA MEASURING 3.60 ACRES BEING DEVELOPED BY M/S GODREJ PROPERTIES LTD.

OWNER'S SEAL & SIGNATURE

GODREJ PROPERTIES LTD.
Authorised Signatory

ARCHITECTS SEAL & SIGNATURE

Ar. Ravinder Kumar
CA/2001/35971

Checked and found ok for Public Health (Internal) Service only subject to compliance in forwarding letter No. HZ/G.T. ... dt. ...

Superintending Engineer(HQ)
Chief Engineer-cum-Director, Public Health, Haryana

Scale: 1:100

Drawing title:

BASEMENT '01' PLAN & AREA CALCULATION

Drawing No:- BS-01