Drawing No:- 26

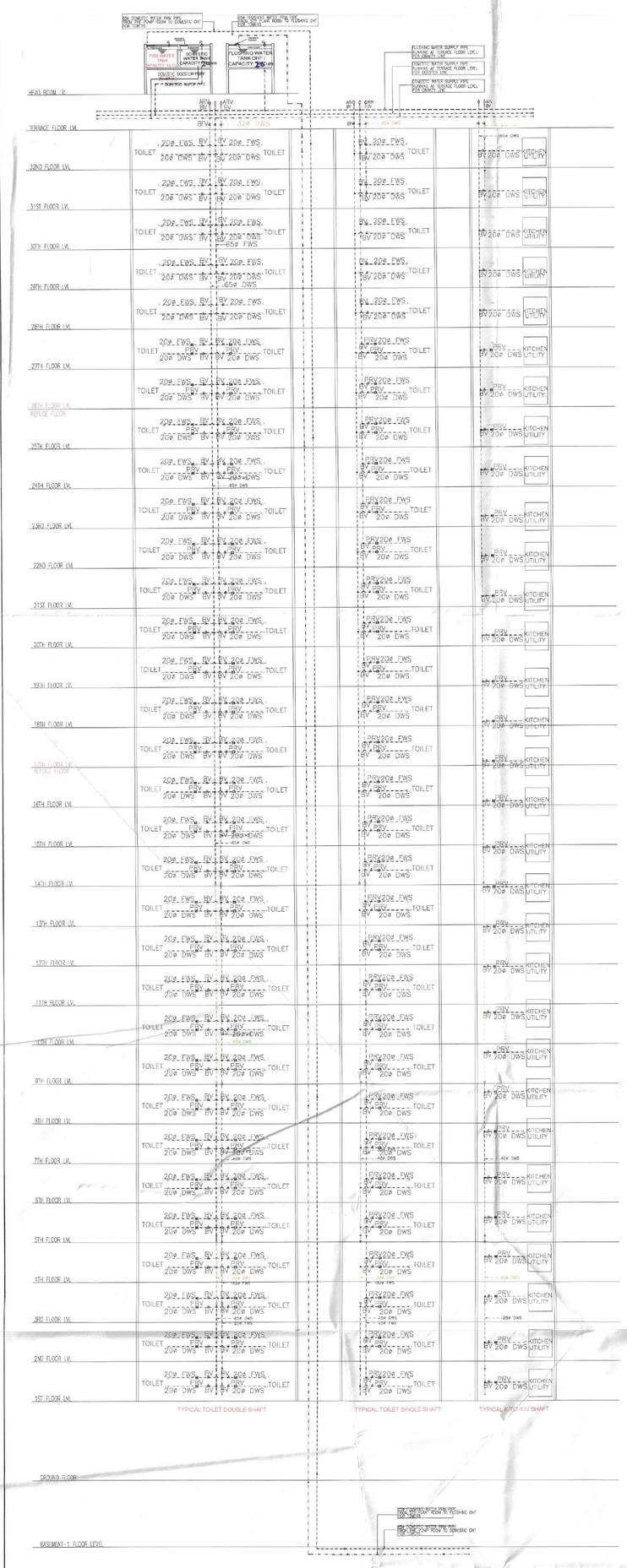

WATER SUPPLY SCHEMATIC
TYPICAL TOWER-1,4

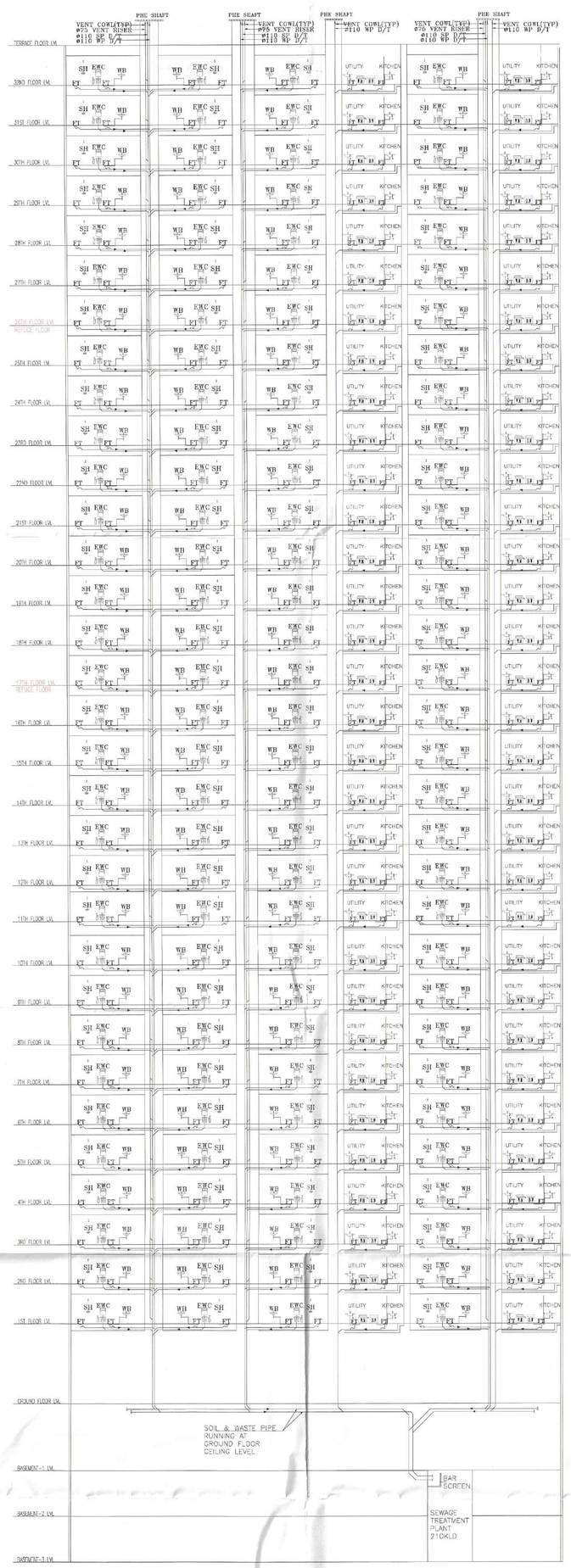

DRAINAGE SCHEMATIC TYPICAL TOWER-1,4



RAIN WATER SCHEMATIC TYPICAL TOWER-1,4

LEGEND		
SL. NO.		DESCRIPTION
1.	EWC	EUROPEAN WATER CLOSET
2.	FT	FLOOR TRAP
3.	SK	SINK
4.	WP	WASTE PIPE
5.	SP	SOIL PIPE
6.	VP	VENT PIPE
7.	AC DR	AC DRAIN PIPE
8.	D/T	DOWN TAKE
9.	TYP	TYPICAL
10.	VC	VENT COWL
11.	FT	FLTRMAT
12.	DW	DISH WASHER
13.		WASH BASIN
14.		SINK
15.		EUROPEAN WATER CLOSET
16.		SHOWER
17.		WASHING MACHINE
18.		DISH WASHER
19.	PRM	PUMP RISING MAIN

LEGEND:		
SL.NO.	SYMBOL	DESCRIPTION
1.		RAIN WATER DOWNTAKE
2.		BALCONY DRAIN PIPE
3.	FD	FLOOR DRAIN
4.		VENT COWL
5.		SIDE KHURRA
6.		VELOCITY BREAKER
7.		SUBMERSIBLE PUMPS
8.		CATCH BASIN

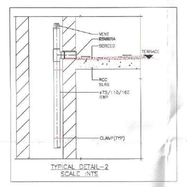

TOTAL DEPTH=2
SIZE=1.5ft

LEGEND:		
SL.NO.	SYMBOL	DESCRIPTION
1.	DWS	DOMESTIC WATER SUPPLY PRM
2.	DWS	DOMESTIC WATER SUPPLY
3.	BDWS	BOOSTER DOMESTIC WATER SUPPLY
4.	FWS	FLUSH WATER SUPPLY PRM
5.	FWS	FLUSH WATER SUPPLY
6.	SHWS	SOLAR HOT WATER SUPPLY
7.	PRV	PUMPING RISING MAIN
8.	BFV	BUTTERFLY VALVE
9.	Y STR	Y STRAINER
10.	NRV	NON RETURN VALVE
11.	BV	BALL VALVE
12.	EWC	EUROPEAN WATER CLOSET
13.	HF	HEALTH FAUCET
14.	SK	SINK
15.	SH	SHOWER
16.	W/M	WASHING MACHINE
17.	OHT	OVER HEAD TANK
18.	EWH	ELECTRIC WATER HEATER
19.	AQ	AQUA GUARD
20.	SHS MH	MANHOLE
21.	FV	FLOAT VALVE
22.	AAV	AUTOMATIC AIR RELEASE VALVE
23.	PRV	PRESSURE REDUCING VALVE
24.		FLOW DIRECTION
25.	V	BALL VALVE
26.	STP	SEWAGE TREATMENT PLANT

STP TANK WATER DISTRIBUTION PIPES

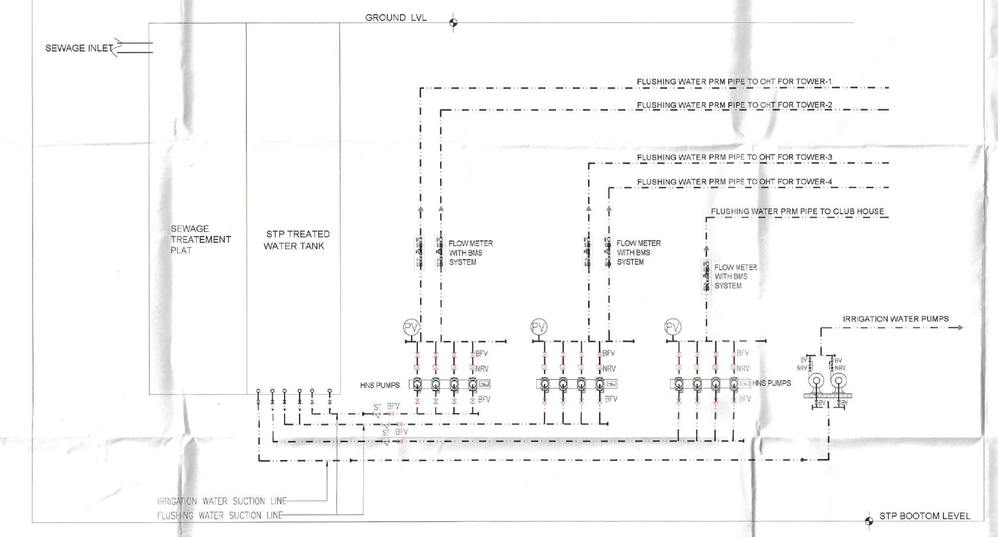

DOMESTIC UG TANK WATER DISTRIBUTION PIPES

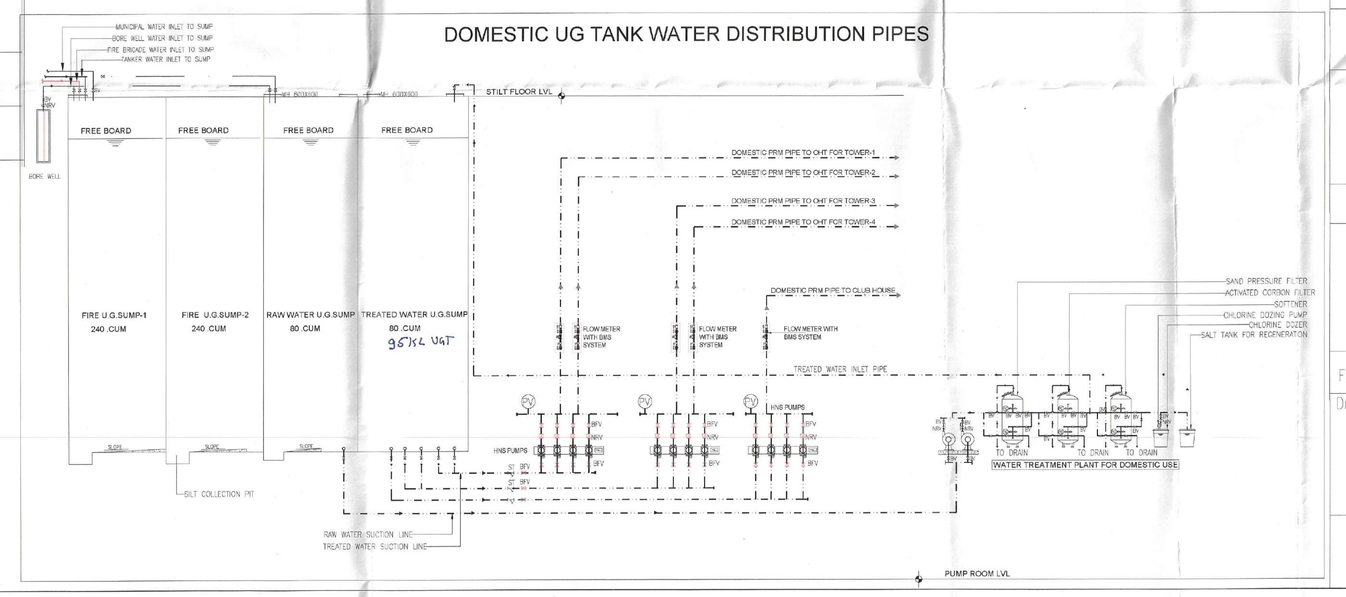

NOTES:-
DG POWER BACKUP IS BEING PROVIDED.
TOILET ARE MECHANICAL VENTILATED.
ALL LIFTS SHALL HAVE POWER BACK-UP.
ALL ELECTRICAL INSTALLATION SHELL BE AS PER PROVISION OF RELEVANT CODE.
FIRE/FIGHTING/SAFETY PROVISIONS WILL BE AS PER RELEVANT CODE/PROVISIONS.
BASEMENT AREA SHALL HAVE MECHANICALLY VENTILATED AS PER RELEVANT CODE.
ALL TOILETS ARE VENTILATED AS PER HARYANA BUILDING CODE 2017.
BUILDINGS HAS AUTOMATIC SPRINKLER SYSTEM WHEREVER REQUIRED BY RELEVANT CODE.
BUILDING WILL BE DESIGN&STRUCTURES AS PER RELEVANT IS.CODES FOR EARTHQUAKE RESISTANCE.
SOLAR PANELS OF REQUIRED CAPACITY SHALL BE PROVIDED AS PER HARE DA/ZONING NORMS.
ALL HANDICAP RAMPS WITH RAILING.
ALL FIRE FIGHTING INSTALLATIONS SHALL BE AS PER PROVISION OF RELEVANT CODE.
THE RAINWATER HARVESTING SYSTEM SHALL BE PROVIDED AS PER CENTRAL GROUND WATER AUTHORITY NORMS.

JD (HQ)
Member
BPAC

DTP (HQ)
Member Secretary
BPAC

STP (HQ)
Special
Invitee

CTP
Chairman
BPAC

JD (H)

DTP (H)

STP (H)
(MEMBER)
(B.P.A.C.)

Checked and found ok for Public Health (Internal) Service only subject to comments in forwarding letter No. 1154/47 dt 03/3/15

Superintending Engineer(HQ)
'o Chief Engineer(HS)
'P, Panchkula

SANCTIONED
VIDE MEMO No. 13888 DATED 31/1/15

ASSOCIATE ARCHITECTS

GS ASSOCIATES

PLOT NO-408 SEC-37C GURGAON(PH-9560794794)

PROJECT:

PROPOSED BUILDING PLAN OF G.H. SITE NO.21 IN SECTOR-53 GURUGRAM OF AREA MEASURING 3.60 ACRES BEING DEVELOPED BY M/S GODREJ PROPERTIES LTD.

OWNER'S SEAL & SIGNATURE

GODREJ PROPERTIES LTD.
Authorized Signatory

ARCHITECT'S SEAL & SIGNATURE

Ar. Balwinder Kumar
CA/2012/55971

FEB.-2025 | Scale : 1:200

Drawing Title:-
TOWER-1,4
SEWAGE,RAIN WATER
&WATER SUPPLY
SCHEMATIC LAYOUT

Drawing No:-
SLD-02