Drawing No:- 11

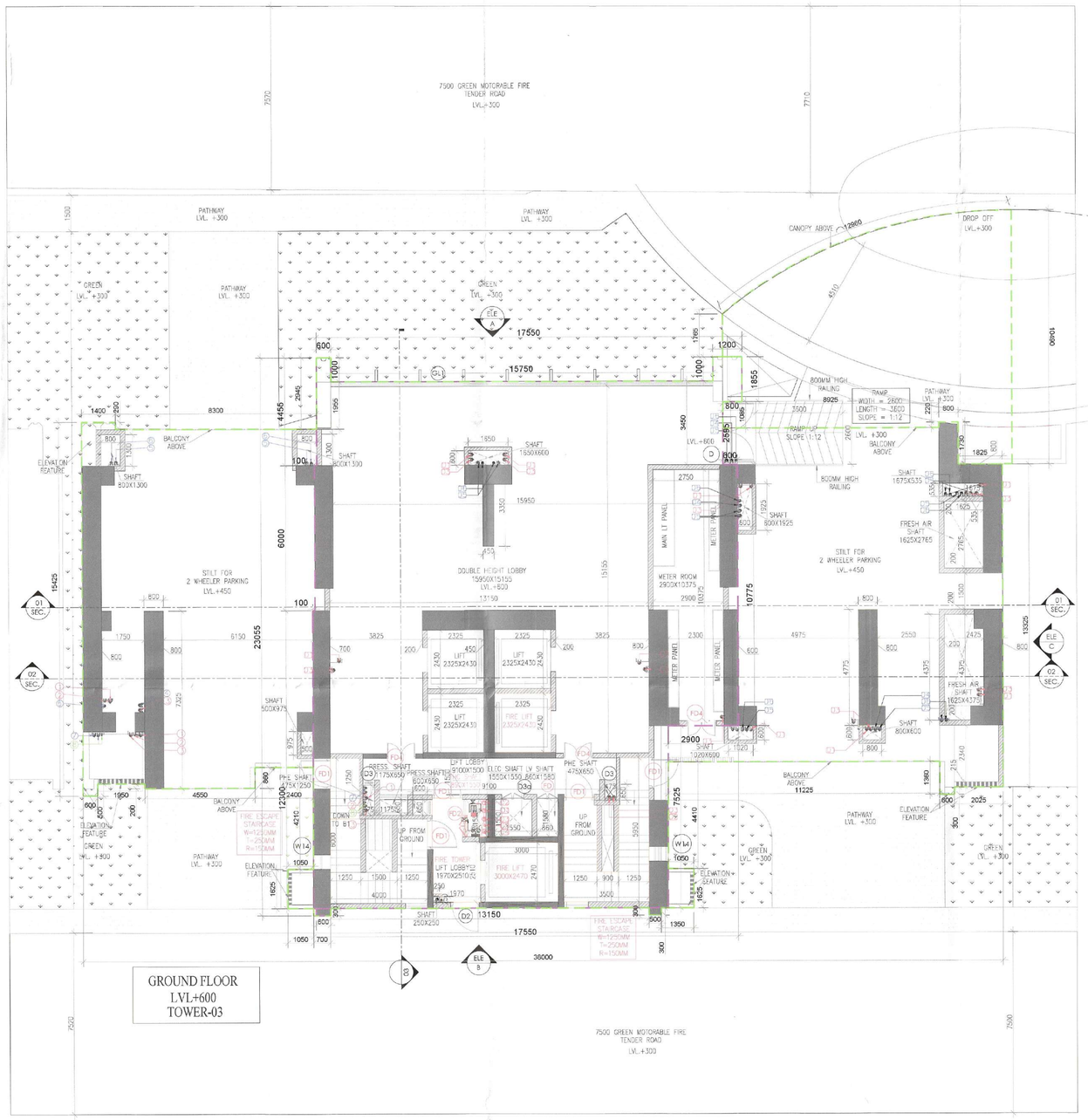

GROUND FLOOR
LVL.+600
TOWER-03

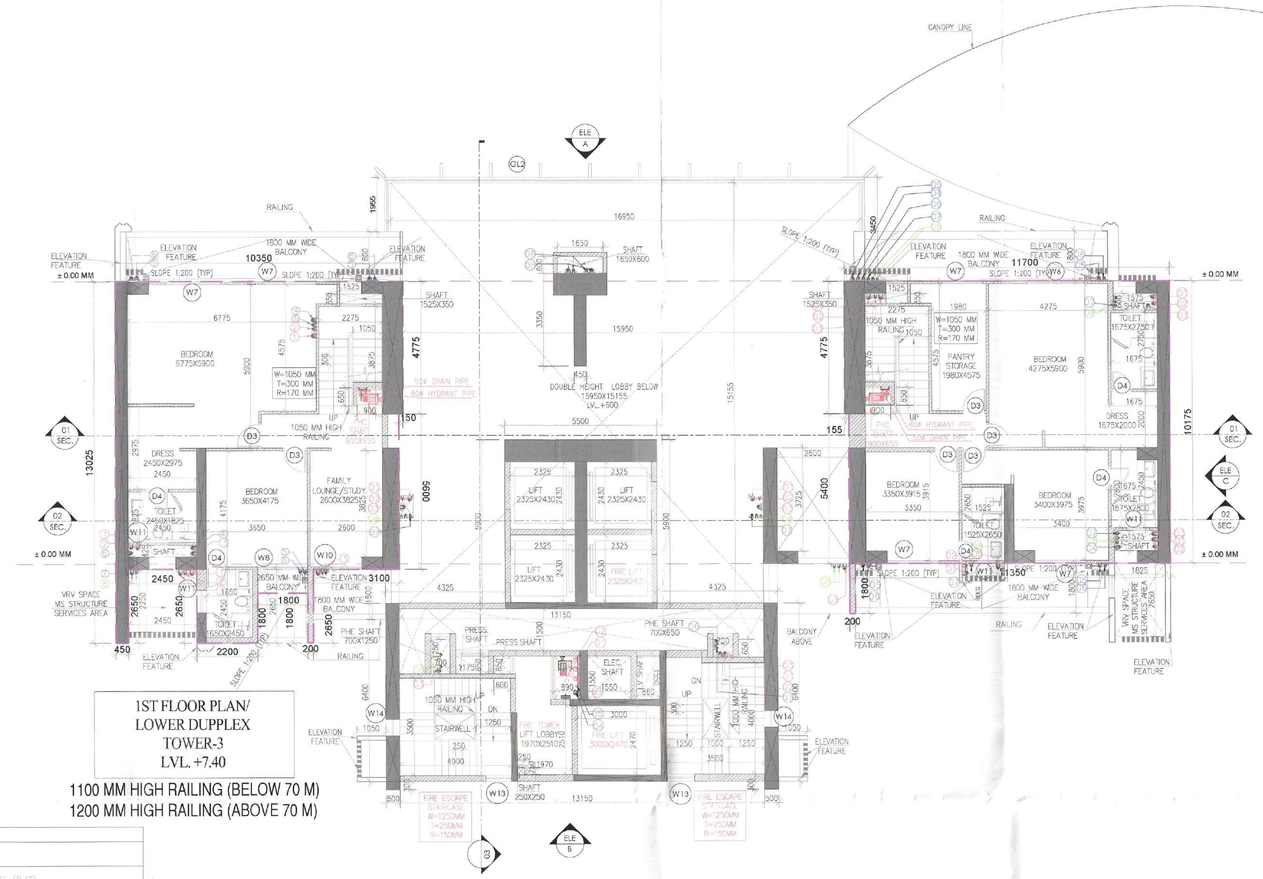

1ST FLOOR PLAN/
LOWER DUPPLEX
TOWER-3
LVL. +7.40

1100 MM HIGH RAILING (BELOW 70 M)
1200 MM HIGH RAILING (ABOVE 70 M)

DTP (HQ) Member Secretary BPAC
STP (HQ) Special Invitee
STP Chairman BPAC
JD (H)
DTP (H)
STP (H) (MEMBER) (BPAC)

SANCTIONED
VIDE MEMO No. 138890 DATI 01/5/25
JDA (HQ) Member BPAC

LEGEND:		
SL. NO.	SYMBOL	DESCRIPTION
1		SOIL PIPE DOWNTAKE (D/T)
2		ANTI SIPHONAGE PIPE DOWNTAKE (D/T)
3		WASTE PIPE DOWNTAKE (D/T)
4		RAIN WATER PIPE DOWNTAKE (D/T)
5		BALCONY RAIN WATER DOWNTAKE (D/T)
6		AC CONDENSER DOWNTAKE (D/T)
7		FLUSHING WATER SUPPLY DOWNTAKE (D/T)
8		DOMESTIC WATER SUPPLY DOWNTAKE (D/T)
9		75MM THICK LEDGE WALL UP TO FALSE CEILING LEVEL
10		150MM THICK LEDGE WALL 1200MM HEIGHT FROM FFL FOR EWC
11		75MM THICK LEDGE WALL BELOW THE COUNTER FOR WASH BASIN
12		75MM THICK LEDGE WALL FULL HEIGHT FOR KITCHEN SINK AREA
13		150MM FLOOR RISER FOR KITCHEN SINK AREA
14		PHE SHAFT PLATFORM AS PER ARCHITECTURAL & STRUCTURAL DETAILS
15		350MM X350MM POCKET SUNK FOR UTILITY AREA
16		200mmx200mmX75mm SUNK FOR BALCONY AREA
17		100mmx75mm SCUPPER DRAIN FOR BALCONY AREA
18		CUT OUT

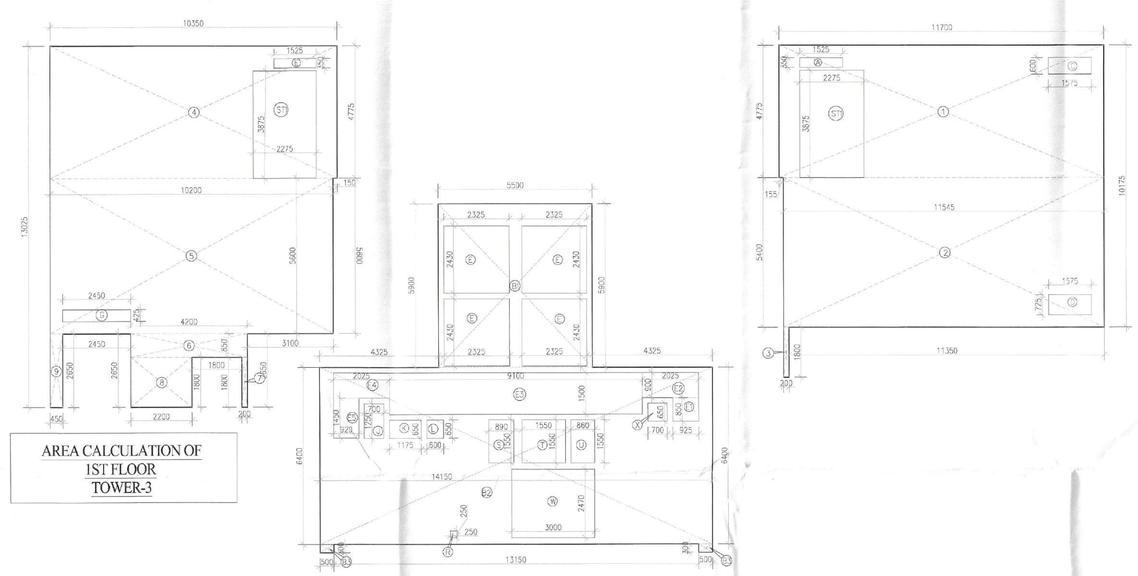

AREA CALCULATION OF
1ST FLOOR
TOWER-3

NOTES:-
DG POWER BACKUP IS BEING PROVIDED.
TOILET ARE MECHANICAL VENTILATED.
ALL LIFTS SHALL HAVE POWER BACK-UP.
ALL ELECTRICAL INSTALLATION SHELL BE AS PER PROVISION OF RELEVANT CODE.
FIRE/FIGHTING/SAFETY PROVISIONS WILL BE AS PER RELEVANT CODE PROVISIONS.
BASEMENT AREA SHALL HAVE MECHANICALLY VENTILATED AS PER RELEVANT CODE.
ALL TOILETS ARE VENTILATED AS PER HARYANA BUILDING CODE 2017.
BUILDINGS HAS AUTOMATIC SPRINKLER SYSTEM WHEREVER REQUIRED BY RELEVANT CODE.
BUILDING WILL BE DESIGNED(STRUCTURES)AS PER RELEVANT I.S.CODES FOR EARTHQUAKE RESISTANCE.
SOLAR PANELS OF REQUIRED CAPACITY SHALL BE PROVIDED AS PER HARE DA/ZONING NORMS.
ALL HANDICAP RAMPS WITH RAILING.
ALL FIRE FIGHTING INSTALLATIONS SHALL BE AS PER PROVISION OF RELEVANT CODE.
THE RAINWATER HARVESTING SYSTEM SHALL BE PROVIDED AS PER CENTRAL GROUND WATER AUTHORITY NORMS.

GROSS-X	ADDITIONAL BUILTUP AREA OF 1ST FLOOR TOWER-3								
NOS		LENGTH		WIDTH		AREA(sqm)			SQM
B1	1	X	5.500	X	5.500	=	32.450		SQM
B2	1	X	14.130	X	6.400	=	89.990		SQM
B3	2	X	0.300	X	0.000	=	0.300		SQM
					TOTAL	=	123.310		SQM
GROSS-Y	DEDUCTION								
NOS		LENGTH		WIDTH		AREA(sqm)			SQM
E	4	X	2.325	X	2.430	=	22.599		SQM
E1	1	X	0.925	X	0.850	=	0.786		SQM
E2	1	X	2.325	X	0.550	=	1.825		SQM
E3	1	X	9.100	X	1.550	=	13.650		SQM
E4	1	X	2.325	X	0.800	=	1.825		SQM
E5	1	X	0.920	X	1.450	=	1.334		SQM
J	1	X	0.750	X	1.250	=	0.875		SQM
K	1	X	1.175	X	0.650	=	0.764		SQM
L	1	X	0.800	X	0.650	=	0.390		SQM
R	1	X	0.200	X	0.250	=	0.050		SQM
S	1	X	0.850	X	1.550	=	1.380		SQM
T	1	X	1.550	X	1.550	=	2.403		SQM
U	1	X	0.850	X	1.550	=	1.333		SQM
W	1	X	3.050	X	2.475	=	7.479		SQM
X	1	X	0.700	X	0.650	=	0.455		SQM
					TOTAL	=	57.073		SQM

ADDITIONAL BULTUP AREA OF 1ST FLOOR TOWER-3

TOTAL ADDITIONAL BULTUP AREA	=	GROSS – X	-	GROSS – Y		
	=	123.310	-	57.073		
GROSS –Z	=	66.237	SQM			

GROSS-A	GROUND COVERAGE TOWER-03								
NOS		LENGTH		WIDTH		AREA(sqm)			SQM
1	1	X	0.800	X	1.730	=	1.384		SQM
2	1	X	1.825	X	12.265	=	22.384		SQM
3	1	X	2.025	X	1.060	=	2.147		SQM
4	1	X	0.600	X	1.360	=	0.816		SQM
5	1	X	9.725	X	12.265	=	119.277		SQM
6	1	X	8.925	X	1.510	=	13.477		SQM
7	1	X	1.200	X	1.855	=	2.226		SQM
8	1	X	0.855	X	15.750	=	13.466		SQM
9	1	X	16.750	X	14.800	=	248.905		SQM
10	1	X	14.650	X	6.035	=	88.413		SQM
11	1	X	1.050	X	1.625	=	1.706		SQM
12	1	X	0.500	X	0.300	=	0.150		SQM
13	1	X	0.700	X	0.300	=	0.210		SQM
14	1	X	1.050	X	1.625	=	1.706		SQM
15	1	X	2.400	X	0.200	=	0.480		SQM
16	1	X	8.300	X	13.775	=	114.333		SQM
17	1	X	4.550	X	1.060	=	4.823		SQM
18	1	X	1.950	X	0.860	=	1.677		SQM
19	1	X	0.630	X	1.360	=	0.818		SQM
20	1	X	1.400	X	14.065	=	19.691		SQM
21	1	X	0.600	X	1.855	=	1.113		SQM
G1	1	X	2.225	X	1.730	=	3.849		SQM
G2	1	X	3.030	X	4.480	=	13.605		SQM
G3	1	X	8.120	X	4.710	=	38.245		SQM
G4	1	X	0.800	X	1.085	=	0.868		SQM
G5	1	X	0.800	X	1.765	=	1.412		SQM
G6	0.5	X	11.950	X	4.275	=	25.543		SQM
					TOTAL	=	742.721		SQM
TOTAL GROUND COVERAGE OF TOWER-03	=	GROSS-A	+	GROSS-B					
		742.721	+	9.767					
	=	752.488	SQM						

GROUND COVERAGE TOWER-03																							
GROSS – B																							
G7	3.14	X	18.310	X	18.310	X	41	/	360	-	0.5	X	18.510	-	1.135	X	12.960	=	9.767	SQM
																	TOTAL	=	9.767	SQM

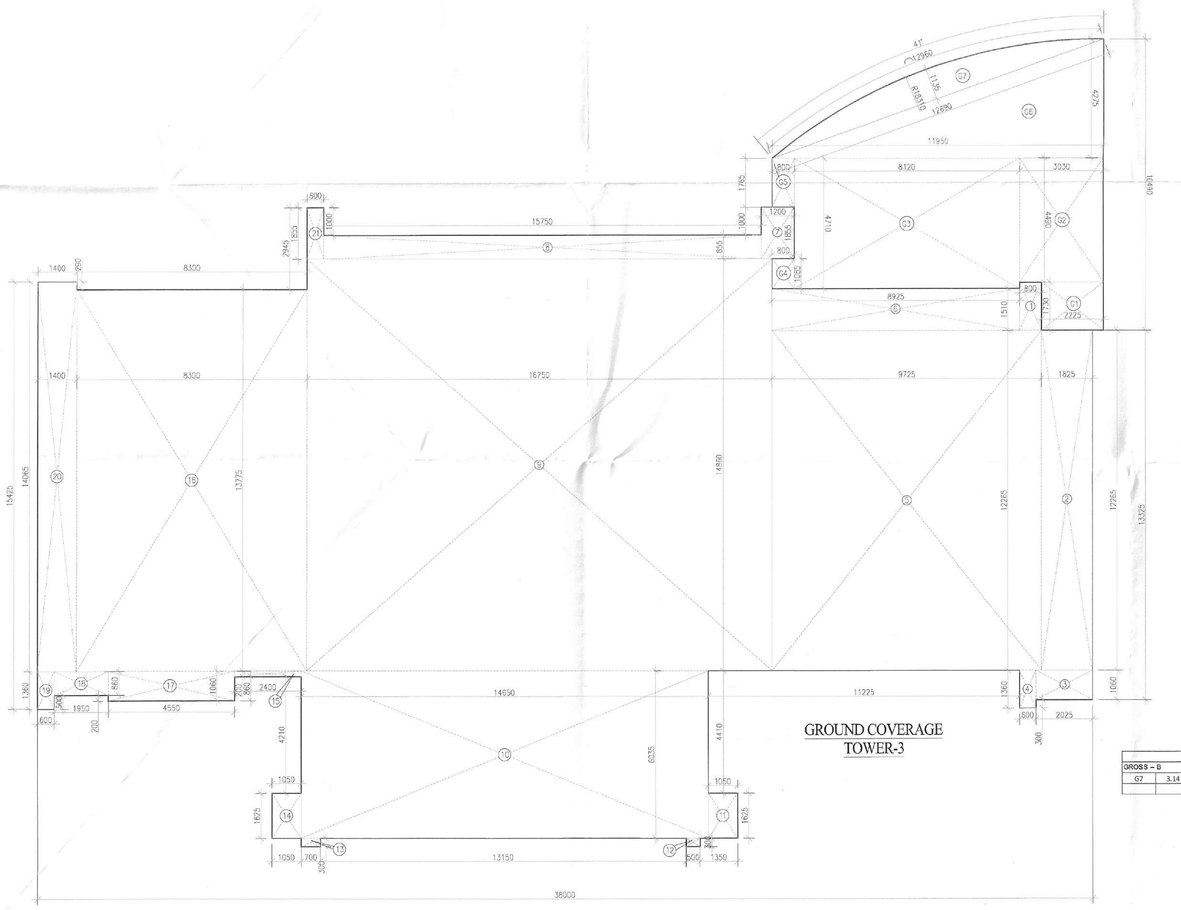

GROUND COVERAGE
TOWER-3

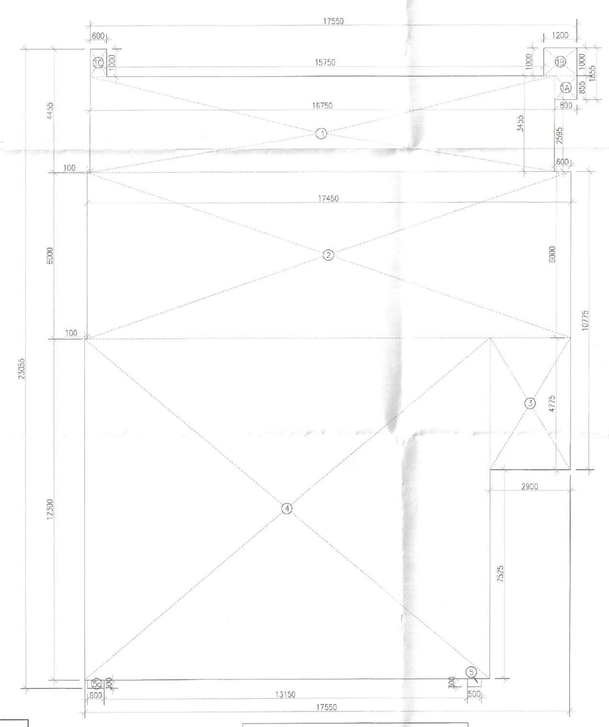

FAR AREA CALCULATION
OF GROUND FLOOR
TOWER-3

GROSS-A	FAR CALCULATION OF GROUND FLOOR TOWER-3								
NOS		LENGTH		WIDTH		AREA(sqm)			SQM
1	1	X	16.750	X	2.800	=	46.900		SQM
1A	1	X	0.800	X	0.865	=	0.692		SQM
1B	1	X	1.200	X	1.000	=	1.200		SQM
EC	1	X	0.600	X	1.000	=	0.600		SQM
2	1	X	17.450	X	6.000	=	104.700		SQM
3	1	X	3.025	X	4.775	=	13.848		SQM
4	1	X	14.650	X	12.300	=	180.195		SQM
5	1	X	0.930	X	0.300	=	0.180		SQM
5a	1	X	0.600	X	0.300	=	0.180		SQM
					TOTAL	=	348.487		SQM

GROSS-A	FAR CALCULATION OF 1ST FLOOR TOWER-3								
NOS		LENGTH		WIDTH		AREA(sqm)			SQM
1	1	X	11.700	X	4.775	=	55.868		SQM
2	1	X	11.545	X	5.400	=	62.343		SQM
3	1	X	1.200	X	1.800	=	2.160		SQM
4	1	X	10.350	X	4.775	=	49.421		SQM
5	1	X	10.220	X	5.800	=	59.276		SQM
6	1	X	4.200	X	0.850	=	3.570		SQM
7	1	X	2.220	X	1.800	=	3.960		SQM
8	1	X	2.200	X	1.800	=	3.960		SQM
9	1	X	0.450	X	2.850	=	1.283		SQM
					TOTAL	=	234.194		SQM
GROSS-B	DEDUCTION								
NOS		LENGTH		WIDTH		AREA(sqm)			SQM
A	1	X	1.525	X	0.350	=	0.534		SQM
C	1	X	1.575	X	0.800	=	0.945		SQM
D	1	X	1.575	X	0.725	=	1.142		SQM
E	1	X	1.525	X	0.350	=	0.534		SQM
G	1	X	2.450	X	0.425	=	1.041		SQM
					TOTAL	=	4.196		SQM
GROSS-C	STAIRCASE (DEDUCTION) AREA								
NOS		LENGTH		WIDTH		AREA(sqm)			SQM
ST1	2	X	2.275	X	3.875	=	17.631		SQM
					TOTAL	=	17.631		SQM

NET FAR FAR CALCULATION OF 1ST FLOOR TOWER-3

NET FAR LOWER DUPLEX FLOOR	=	GROSS – A	-	GROSS – B	-	GROSS – C		
	=	234.194	-	4.196	-	17.631		
GROSS –1	=	212.367	SQM					
BULTUP AREA FAR CALCULATION OF 1ST FLOOR TOWER 3								
BULT AREA	=	GROSS – 1	+	GROSS – C	+	GROSS – z		
	=	212.367	+	17.631	+	66.237		
GROSS –2	=	296.235	SQM					
NON FAR AREA CALCULATION OF 1ST FLOOR TOWER-3								
NON FAR AREA	=	GROSS – 2	-	GROSS – 1				
	=	296.235	-	212.367				
GROSS –3	=	83.868	SQM					

TOWER 3 - WINDOW SCHEDULE								
LOCATION	WINDOW TYPE	WINDOW WIDTH (in feet clrd openings)	WINDOW HEIGHT	WINDOW SILL	WINDOW LINTEL	SHUTTER TYPE	REMARKS	
Living/Dining with deck	W1	8275	2300	50	2550	-		
Living/Dining with deck	W2	7925	2300	50	2550	-		
Living/Dining with deck	W3	4875	2300	50	2550	-		
Bedroom with deck	W4	2475	2300	50	2550	-		
Bedroom with deck	W5	2225	2300	50	2550	-		
Bedroom with deck	W6	2150	2300	50	2550	-		
Bedroom with deck	W7	1850	2300	50	2550	-		
Bedroom with deck	W8	1800	2300	50	2550	-		
Kitchen with Utility	W9	1550	2300	50	2550	-		
Kitchen with Utility	W10	1100	2300	50	2550	-		
Toilet with Shaft	W11	800	1800	450	2250	-		TO CONFIRM
Toilet with Shaft above ct	W12	800	900	1350	2250	-		TO CONFIRM
staircase with fire lobby	W13	1200	1350	1200	2550	-		TO CONFIRM
Staircase with fire lift	W14	600	1350	1200	2550	-		TO CONFIRM
Glazing(double height lobby)	GL1	15750	-	-	-	-		
Glazing(double height lobby)	GL2	17360	-	-	-	-		
TOWER 3 - DOOR SCHEDULE								
LOCATION	DOOR TYPE	DOOR WIDTH	DOOR HEIGHT	DOOR SILL	DOOR LINTEL	SHUTTER TYPE	REMARKS	
Lobby door	D	2500	2100	0	2100	Double Leaf Door		
Main Door	D1	1500	2100	0	2100	Double Leaf Door		
Private Lobby Door	D2	1200	2100	0	2100	Double Leaf Door		
Bedroom + Utility Doors + Staff Entry+ Staircase Doors	D3	900	2100	0	2100	Single Door		
ELEC. SHAFT	D3A	900	2100	0	2100	Single Door		
Toilet doors	D4	750	2100	0	2100	Single Door		
FIRE DOORS								
ELV Shaft	FD	860	2100	0	2100	Single Door	Fire Door (1hr)	
Staircase Door+Refuge	FD1	1250	2100	0	2100	Double Leaf Door	Fire Door (1hr)	
FHC SHAFT	FD2	1550	2100	0	2100	Single Door	Fire Door (1hr)	
MUMTY LIFT LOBBY	FD3	900	2100	0	2100	Single Door	Fire Door (1hr)	
LIFT LOBBY Door	FD4	1200	2100	0	2100	Double Leaf Door	Fire Door (1hr)	
LIFT LOBBY Door	FD5	1500	2100	0	2100	Double Leaf Door	Fire Door (1hr)	

ASSOCIATE ARCHITECTS

GG ASSOCIATES

PLOT NO-408 SEC- 37C GURGAON (Ph.-9560794794)

Checked and found ok for Public Health (Internal) Service only subject to comments in in forwarding letter No. 15467 dt. 09/4/25

Superintending Engineer(HQ)
O/o Chief Engineer-I,
HSVP, Panchkula.

PROJECT:

PROPOSED BUILDING PLAN OF G.H. SITE NO.21 IN SECTOR-53 GURUGRAM OF AREA MEASURING 3.60 ACRES BEING DEVELOPED BY M/S GODREJ PROPERTIES LTD.

OWNER'S SEAL & SIGNATURE

GODREJ PROPERTIES LTD
Authorized Signatory

ARCHITECT'S SEAL & SIGNATURE

Ar. Ravinder Kumar
CA/2012/55971

FEB.-2025 | Scale : 1:100

Drawing Title:- TOWER-3 GROUND FLOOR PLAN ,1ST FLOOR PLAN & AREA CALCULATION

Drawing No:- T3-01