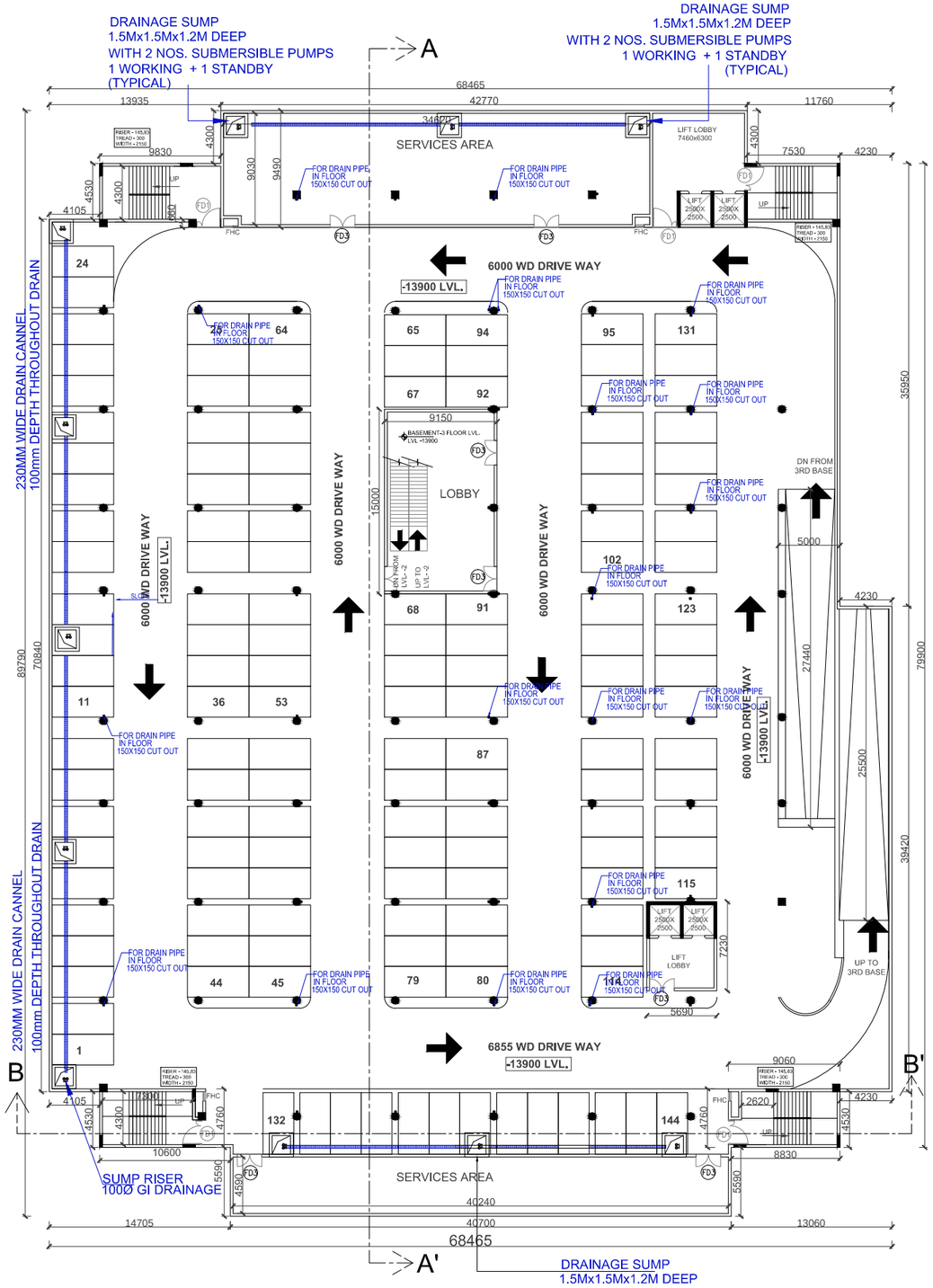

4th BASEMENT PLAN

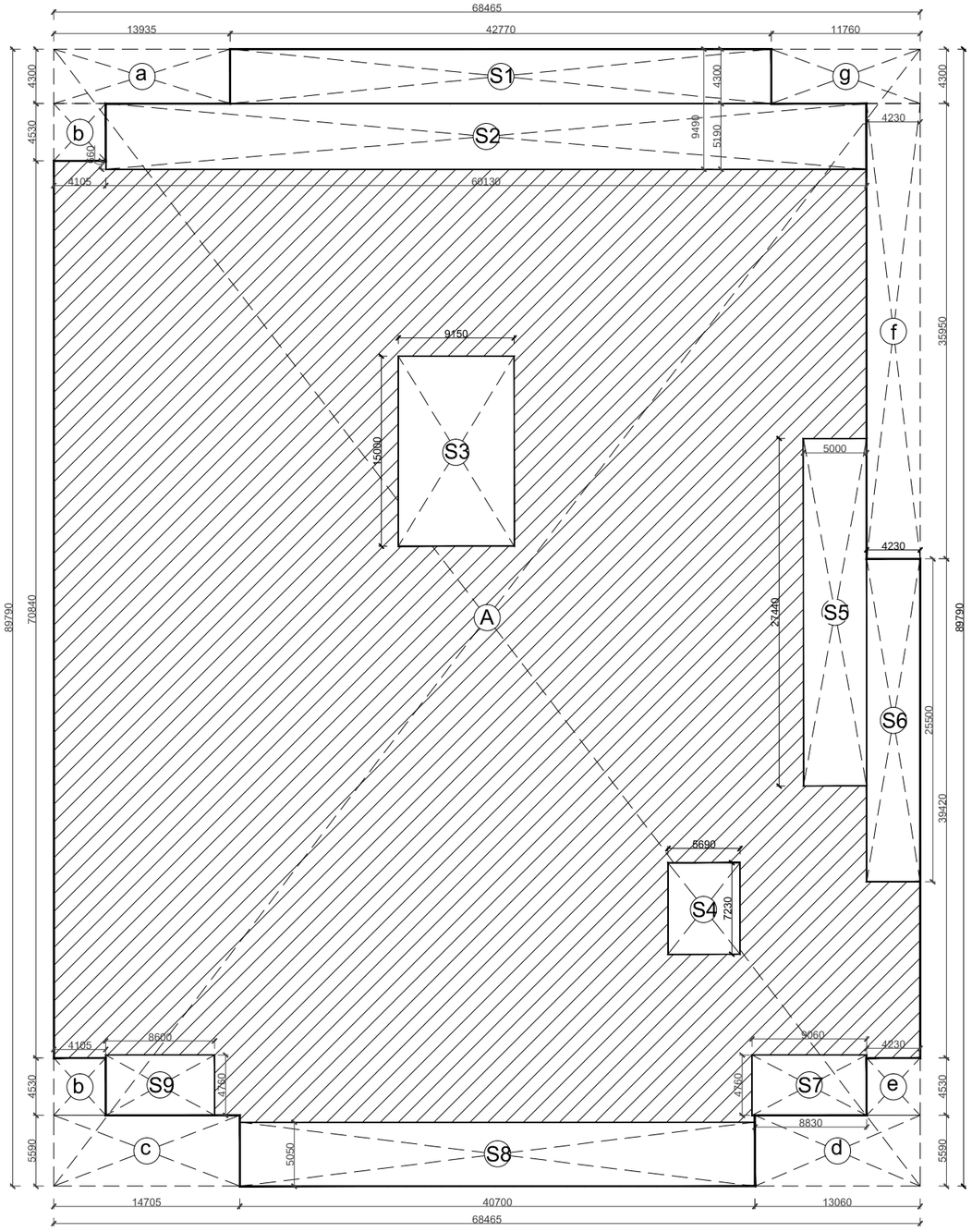

AREA PLAN

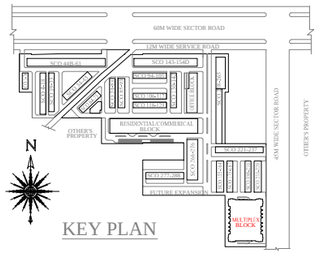

KEY PLAN

AREA UNDER 4TH BASEMENT								
A	=	68.465	x	89.790	x	1	=	6147.472 Sq.mt
Deducions								
a	=	13.935	x	4.300	x	1	=	59.921 Sq.mt
b	=	4.105	x	4.530	x	2	=	37.191 Sq.mt
c	=	14.705	x	5.590	x	1	=	82.201 Sq.mt
d	=	13.060	x	5.590	x	1	=	73.005 Sq.mt
e	=	4.230	x	4.530	x	1	=	19.162 Sq.mt
f	=	4.230	x	35.950	x	1	=	152.069 Sq.mt
g	=	11.760	x	4.300	x	1	=	50.568 Sq.mt
						TOTAL	=	474.117 Sq.mt
AREA UNDER 4th BASEMENT								
6147.472		-		474.117			=	**5673.356 Sq.mt**
AREA UNDER SERVICES								
S1	=	42.770	x	4.300	x	1	=	183.911 Sq.mt
S2	=	60.130	x	5.190	x	1	=	312.075 Sq.mt
S3	=	9.150	x	15.000	x	1	=	137.250 Sq.mt
S4	=	5.690	x	7.230	x	1	=	41.139 Sq.mt
S5	=	5.000	x	27.440	x	1	=	137.200 Sq.mt
S6	=	4.230	x	25.500	x	1	=	107.865 Sq.mt
S7	=	9.060	x	4.760	x	1	=	43.126 Sq.mt
S8	=	40.700	x	5.050	x	1	=	205.535 Sq.mt
S9	=	8.600	x	4.760	x	1	=	40.936 Sq.mt
						TOTAL	=	**1209.036 Sq.mt**
AREA FOR PARKING = BASEMENT AREA - SERVICES AREA								
5673.356		-		1209.036			=	**4464.320 Sq.mt**

DOORS -WINDOWS SCHEDULE

S.NO.	NAME	WIDTH	HEIGHT	CILL	LINTEL (FROM FFL)	REMARKS
01	FD1	2000	2100	-	2400	
02	FD2	1800	2400	-	2400	
03	FD3	2500	2400	-	2400	
04	GD1	7400	3000	-	3000	
05	GD2	6100	3000	-	3000	
06	GD3	6000	3000	-	3000	
07	GD4	9100	3000	-	3000	
08	GD5	5755	3000	-	3000	
09	GD6	6870	3000	-	3000	
10	GD7	7095	3000	-	3000	
11	GD8	6720	3000	-	3000	
12	GD9	7550	3000	-	3000	
13	GD10	7625	3000	-	3000	
14	GD11	8930	3000	-	3000	
15	GD12	5100	3000	-	3000	
16	GD13	8470	3000	-	3000	
17	GD14	6580	3000	-	3000	
18	GD15	9555	3000	-	3000	
19	GD16	7445	3000	-	3000	
20	GD17	10245	3000	-	3000	
21	GD18	7475	3000	-	3000	
22	GD19	7020	3000	-	3000	
23	G1	6470	3000	-	3000	
24	G2	7470	3000	-	3000	
25	G3	8485	3000	-	3000	
26	G4	6810	3000	-	3000	
27	G5	6920	3000	-	3000	
28	G6	8030	3000	-	3000	
29	G7	1805	3000	-	3000	
30	G8	7035	3000	-	3000	
31	D1	1200	2100	-	2100	
32	D2	1000	2100	-	2100	
33	D3	670	2100	-	2100	
34	D4	2000	2400	-	2400	

LEGEND : (Plumbing)

S. No.	SYMBOL	DESCRIPTION
1.		
2.		
3.	D	COLD WATER SUPPLY PIPE
4.	F	FLUSHING WATER SUPPLY PIPE
5.	P	50Ø DOMESTIC WATER SUPPLY RISER PIPE TO FILL O.H.T
6.	F1	40Ø FLUSHING WATER SUPPLY RISER PIPE TO FILL O.H.T
7.	R1	160mm OD uPVC RAIN WATER PIPE
8.	R	110mm OD uPVC RAIN WATER PIPE
9.		
10.		
11.		
12.		
13.		
14.	F.D.	FLOOR DRAIN (ELBOW40mm X 40mm) WITH GRATING
15.	F.T.	'P' TRAP WITH GRATING
16.		
17.	CO	FCO-FLOOR CLEAN OUT PLUG
18.	CO	COP-CLEAN OUT PLUG

NOTES : (Plumbing)

1. COLD/HOT WATER SUPPLY PIPE MATERIAL
   a) FOR INSIDE TOILET - CPVC PIPES AND FITTINGS
   b) FOR SHAFT / TERRACE - G. I. (CLASS B)
2. SOIL / WASTE / VENT / RAIN WATER PIPE MATERIAL
   a) UPTO 65 MM DIA PIPE - UPVC (6 KG/SQ.CM.) AS PER IS : 4985 (SUITABLE FOR SOLVENT CEMENT JOINT)
   b) 75/ 90/ 110/ 160 MM DIA PIPE (FOR VERTICAL PIPE) - UPVC SWR (TYPE B) AS PER IS : 13592 & IS : 14735 (SUITABLE FOR RUBBER RING JOINT)
   c) 75/ 90/ 110/ 160 MM DIA PIPE (FOR HORIZONTAL PIPE) - UPVC SWR (TYPE B) AS PER IS : 13592 & IS : 14735 (SUITABLE FOR SOLVENT JOINT)
3. ALL THE FLOOR TRAPS WHICH ARE DIRECTLY CONNECTED TO PIPE AND MANHOLE SHALL STRICTLY BE OF DEEP SEAL TYPE (50 MM SEAL)
4. THE SLOPE OF TERRACE FROM RIDGE LINE TOWARDS RAIN WATER PIPES SHALL BE 1 IN 150.
5. NO PIPE SHALL DAMAGE THE COLUMN AND BEAM
6. DRAINAGE PIPE FROM UTILITY BALCONY (WHICH HAS WASHING MACHINE) SHALL BE CONNECTED TO THE GULLY TRAP AT GROUND

NOTE:
1. ALL DIMENSIONS ARE IN MILLIMETER UNLESS SPECIFIED
2. ALL WALLS ARE 230 WIDE UNLESS SPECIFIED

PROJECT :

ADDITIONAL AND REVISED BUILDING PLAN OF COMMERCIAL COLONY (MIX LAND USE COMMERCIAL/ RESIDENTIAL) FOR AN ADDITIONAL LAND MEASURING 11.49375 ACRES (LICENCE NO-51 OF 2017 DATED 22/07/2017) AND 0.144 ACRES (LICENCE NO-52 OF 2017 DATED 22/07/2017) , TOTAL ADDITIONAL AREA 11.63775 ACRES IN LICENSED COMMERCIAL COLONY (MIX LAND USE COMMERCIAL/RESIDENTIAL) MEASURING 10.6585 ACRES (2.0875+8.571ACRES, LICENCE N0.17 OF 2012 DATED 02.03.2012 AND LICENCE NO-62 OF 2012 DATED 15/06/2012), THERE BY MAKING THE TOTAL SCHEME AREA **22.29625 ACRES** , SECTOR-79, FARIDABAD BEING DEVELOPED BY **ROBUST BUILDWELL PVT. LTD.**

DRAWING TITLE

4th BASEMENT FLOOR PLAN (MULTIPLEX BLOCK)

DATE : JAN 2018	SCALE :- 1 : 100
DEALT BY:	CHECKED BY:
ARCHITECT	OWNER

WORLD STREET

ROBUST BUILDWELL PVT. LTD.

SHEET NO. 23