SHEET NO.
09/22

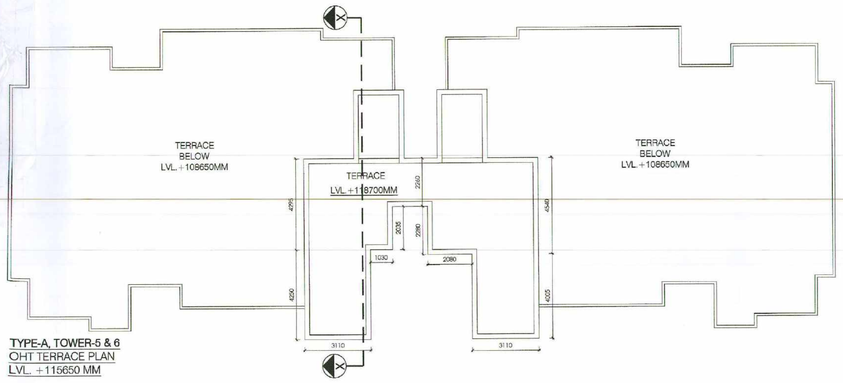

TYPE-A, TOWER-5 & 6
OHT TERRACE PLAN
LVL. +115650 MM

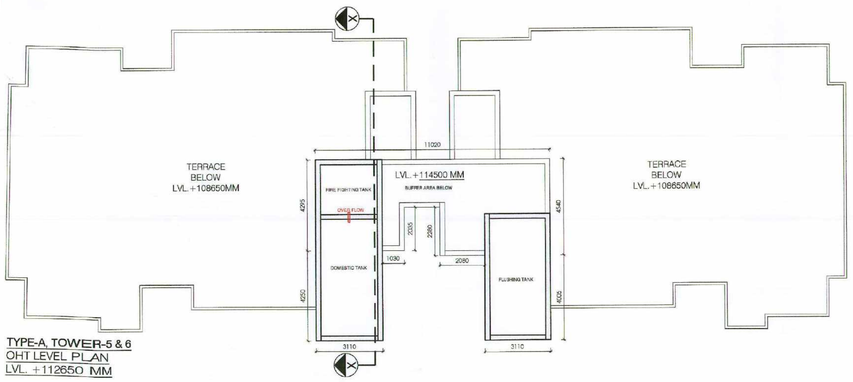

TYPE-A, TOWER-5 & 6
OHT LEVEL PLAN
LVL. +112650 MM

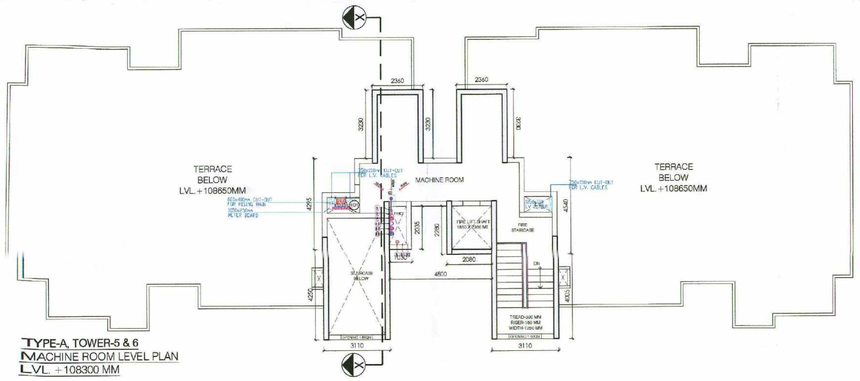

TYPE-A, TOWER-5 & 6
MACHINE ROOM LEVEL PLAN
LVL. +108300 MM

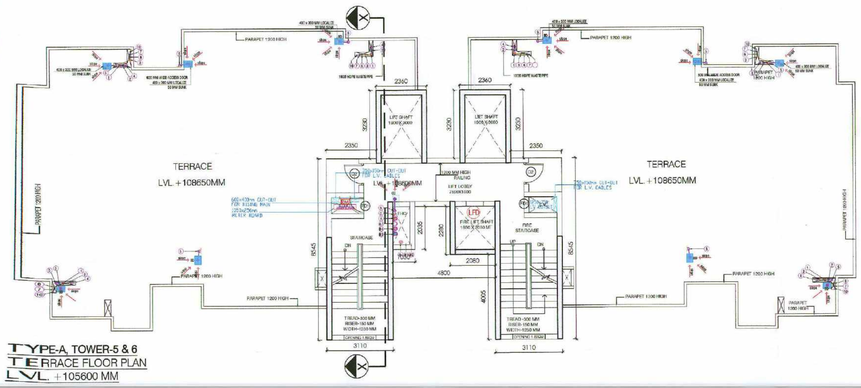

TYPE-A, TOWER-5 & 6
TERRACE FLOOR PLAN
LVL. +105600 MM



FRONT ELEVATION (SCALE-1:200)

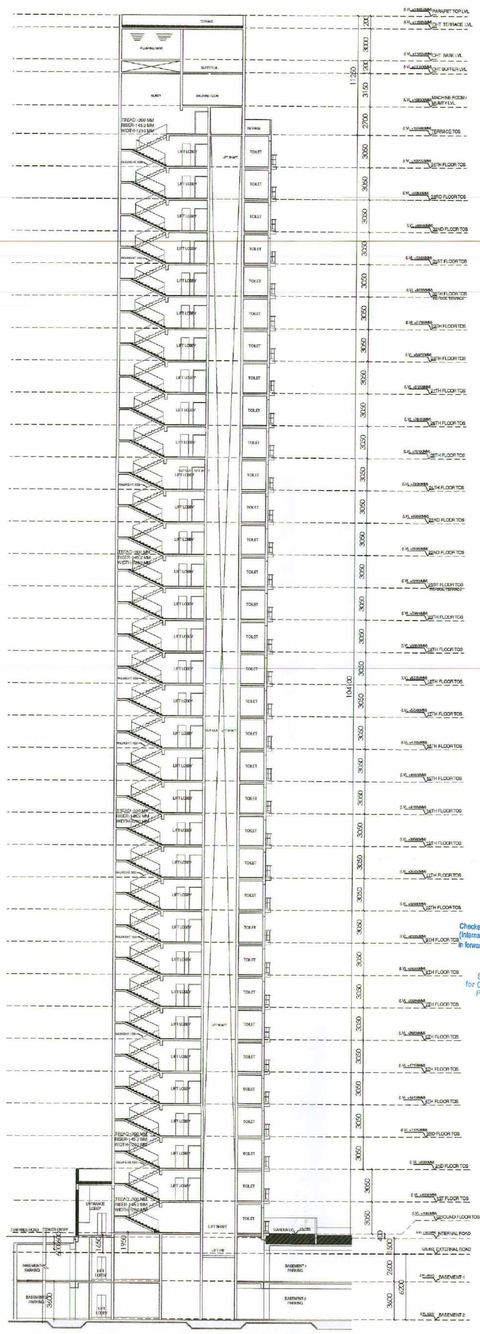

SECTION - XX (SCALE-1:200)

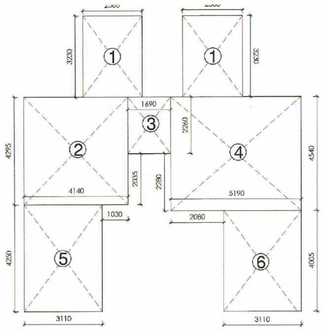

AREA DIAGRAM- MUMTY & MACHINE ROOM

PLUMBING IMPORTANT NOTES -

1. ALL HORIZONTAL SOIL AND WASTE PIPES SHALL BE LAID TO A SLOPE NOT FLATTER THAN 1 IN 40 AND NOT STEEPER THAN 1:10 UNLESS SPECIFIED OTHERWISE.
2. WATER INLETS AND WASTE OUTLETS FROM SANITARY WARE SHALL BE ARRANGED TO SUIT REQUIREMENTS OF SELECTED MAKES AND MODELS.
3. NO PIPE WORK SHALL BE CONCEALED IN WALLS OR SHORED IN FLOORS WITHOUT BEING SUBJECTED TO WATER TESTING AS PER THE DIRECTION OF THE SUB ENGINEER.

MUMTY & MACHINE ROOM					
AREA CALCULATION					
S NO.	LENGTH		BREADTH	NO	TOTAL
1	2.360	X	3.230	2	15.25
2	4.140	X	4.295	1	17.78
3	1.690	X	2.260	1	3.82
4	5.190	X	4.540	1	23.56
5	3.110	X	4.250	1	13.22
6	3.110	X	4.005	1	12.46
					86.08

OHT					
AREA CALCULATION					
S NO.	LENGTH		BREADTH	NO	TOTAL
1	3.110	X	4.250	1	13.22
2	4.140	X	4.295	1	17.78
3	1.690	X	2.260	1	3.82
4	5.190	X	4.540	1	23.56
5	3.110	X	4.005	1	12.46
					70.84

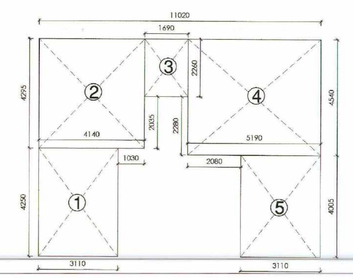

AREA DIAGRAM-OHT

FIRE LEGEND :-

	150Ø M.S. FIRE WET RISER PIPE USED FOR GROUND TO 21 TH FLOOR.
	150Ø M.S. FIRE WET RISER PIPE USED FOR 20TH FLOOR TO TERRACE.
	150Ø M.S. SPRINKLER RISER PIPE FOR GROUND TO 14 TH FLOOR.
	150Ø M.S. SPRINKLER RISER PIPE USED FOR 15 TH FLOOR TO 20 TH FLOOR.
	150Ø M.S. SPRINKLER RISER PIPE USED FOR 20 TH TO TERRACE.
	150Ø M.S SPRINKLER ALTERNATE RISER PIPE USED FOR LOW ZONE
	150Ø M.S SPRINKLER ALTERNATE RISER PIPE USED FOR HIGH ZONE
	80Ø M.S. DRAIN PIPE
	100 DIA SLEEVE FOR 25Ø TO 65Ø PIPE
	150 DIA SLEEVE FOR 80Ø TO 100Ø PIPE
FHC	FIRE HOSE CABINET
	FLOW SWITCH ASSEMBLY WITH BUTTED FLY VALVE
	PENDENT TYPE SPRINKLER
	NORMAL WIDE WALL THROW - 3.2 m
	EXTENDED SIDE WALL THROW - 4.8 m
	SPRINKLER FEEDER LINE

NOTE:- 100 & 150 DIA FIRE PIPE RUN AT BELOW THE SIGNA

TO BE READ WITH THIS OFFICE MEMO NO.: 10749
DATED : 23-3-24

This is a "PROVISIONAL BUILDING PLAN" approved only for the purpose of inviting objections from the general public

DTP (HQ) Member B.P.A.C. | STP (HQ) State Town Planner B.P.A.C. | STP (G) Member B.P.A.C. | Chairman B.P.A.C.

Consultant Architect

ATP(HQ)

Varinder Kumar AD(HQ)

DD,R (HQ) Member BPAC

Checked and found ok for Public Health (Internal) Service only subject to comments in the forwarding letter No. ..... Dt/.....

Superintending Engineer (HQ) for Chief Engineer, Hisvia Panchkula

SDE (W-2)

OPENING SCHEDULE OF DOORS & WINDOWS

PLUMBING NOTES:

1. WASH BASIN TO FLOOR TRAP (FT) 40 DIA UPVC PIPE
2. KITCHEN SINK TO FLOOR TRAP (FT) UPVC FLEXIBLE PIPE
3. FLOOR DRAIN (FD) TO FLOOR TRAP (FT) 63 DIA UPVC WASTE PIPE.
4. 100Ø HDPE PIPE USED FOR SOIL & WASTE.
5. 110 OD uPVC PIPE USED FOR TERRACE RAIN WATER
6. 110 OD UPVC PIPE USED FOR BALCONY.

SCHEDULE OF PIPES :

PIPE NO.	DESCRIPTION
1	100Ø HDPE SOIL & VENT PIPE
2	100Ø HDPE WASTE & VENT PIPE
3	25Ø HDPE ANTI SUPPLY COARSE PIPE
4	100Ø HDPE TERRACE RAIN WATER PIPE
5	100Ø HDPE BALCONY RAIN WATER PIPE
6	DOMESTIC WATER SUPPLY 32Ø TANK PIPE *
7	FLUSHING WATER SUPPLY 32Ø TANK PIPE *
8	DOMESTIC WATER SUPPLY RISER *
9	FLUSHING WATER SUPPLY RISER *
11	HYDRO PNEUMATIC DOMESTIC WATER SUPPLY 32Ø SUCTION PIPE FOR TOP FOUR FLOORS *
FT	FLOOR TRAP (100 x 75) MM
FD	FLOOR DRAIN (150 x 150) MM
BD	BALCONY DRAIN (110 x 110) MM

SR. NO	TYPE	SIZE		SILL	LINTEL	REMARKS
1	D1	800	X	-	2100	
2	D2	900	X	-	2100	
3	D3	1200	X	-	2400	1 HR FIRE RATED DOOR
4	LIFT FIRE DOOR (LFD)	900	X	-	2100	2 HR FIRE RATED DOOR
5	FD3	900	X	-	2100	2 HR FIRE RATED DOOR
6	FD1	755	X	-	2100	2 HR FIRE RATED DOOR
7	FD2	1200	X	-	2100	2 HR FIRE RATED DOOR
8	DW1	1830	X	-	2400	
9	DW2	2215	X	-	2400	
10	DW3	1710	X	-	2400	
11	DW4	1765	X	-	2400	
11	DW5	1670	X	-	2400	
12	DW6	1570	X	-	2400	
13	W1	900	X	1050	2400	
14	V1	600	X	1200	2400	

NOTES

1. DIMENSIONS ARE NOT TO BE SCALED.
2. ALL DIMENSIONS ARE IN MM.
3. ALL ELECTRICAL INSTALLATIONS SHALL BE AS PER PROVISIONS OF NBC.
4. FIRE FIGHTING SAFETY PROVISIONS WILL BE AS PER RELEVANT NBC PROVISIONS.
5. BOUNDARY WALL AND GATE AS PER STANDARDS.
6. ALL WALLS ARE 230/200/115 MM THK. BRICK WALL.
7. RAIN WATER HARVESTING SYSTEM SHALL BE PROVIDED AS PER CENTRAL GROUND WATER AUTHORITY NORMS/HARYANA GOVT.
8. ALL WINDOWS & VENTILATORS ARE OPENABLE.
9. ALL MECHANICALLY VENTILATED & ARTIFICIALLY LIT TOILET PROVIDED WITH 24hr POWER BACKUP.

DEVELOPED BY:

REVISED SUBMISSION DRAWING

PROJECT:

REVISED BUILDING PLAN OF MIX LAND USE COLONY (88% RESIDENTIAL COMPONENT & 12% COMMERCIAL COMPONENT) UNDER TRANSIT ORIENTED DEVELOPMENT (TOD) POLICY FOR THE AREA MEASURING 7.0553 ACRES (FALLING WITHIN TRANSITION ZONE) PART OF GROUP HOUSING COLONY MEASURING 13.078 ACRES (LICENCE NO. 127 OF 2012 DATED 27.12.2012) IN SECTOR-105, GURUGRAM MANESAR URBAN COMPLEX BEING DEVELOPED BY SH. KANWAR SINGH & OTHERS IN COLLABORATION WITH 1000 TREES HOUSING PRIVATE LIMITED. ~~(NOW KNOWN AS ATS MEADOWS PRIVATE LIMITED)~~

DRAWING TITLE :
TYPE-A ,TOWER-5 & 6 (G+33)
TERRACE PLAN, MACHINE ROOM LEVEL PLAN, OHT LEVEL PLAN,OHT TERRACE LEVEL PLAN, ELEVATION & SECTION

TYPE-A

DEALT BY	SCALE 1:100	DRG. NO. AR-A-2.4
CHECKED BY	DATE 04-04-2023	SHEET NO. 9/22

THROUGH : AUTHORISED SIGNATORY

ATS Meadows Pvt. Ltd.
1000 Trees Housing Pvt Ltd
Authorised Signatory

ARCHITECT
KAUSHIK KUMAR MODI
CA/2009/46567

OWNER'S SIGN | ARCHITECT'S SIGN.

TO BE READ WITH THIS OFFICE MEMO NO.: 10769
DATED: 27-3-24

Checked and found ok for Public Health (Internal) Service only subject to comments in forwarding letter No. 61/HSP dt 28/03/2023

Superintending Engineer (HQ) for Chief Engineer-I HSVP, Panchkula 30/3/23

S.T.P. (HQ) Member B.P.A.C.

S.T.P. (HQ) Member Secretary B.P.A.C.

S.T.P. (G) Member B.P.A.C.

A.T.P. (Hr.) Chairman B.P.A.C.

This is a "PROVISIONAL BUILDING PLAN" approved only for the purpose of inviting objections from the general public

Consultant Architect

ATP(HQ)

Varinder Kumar AD(HQ)

JD.

A.T.P.

DDA(HQ) Member BPAC

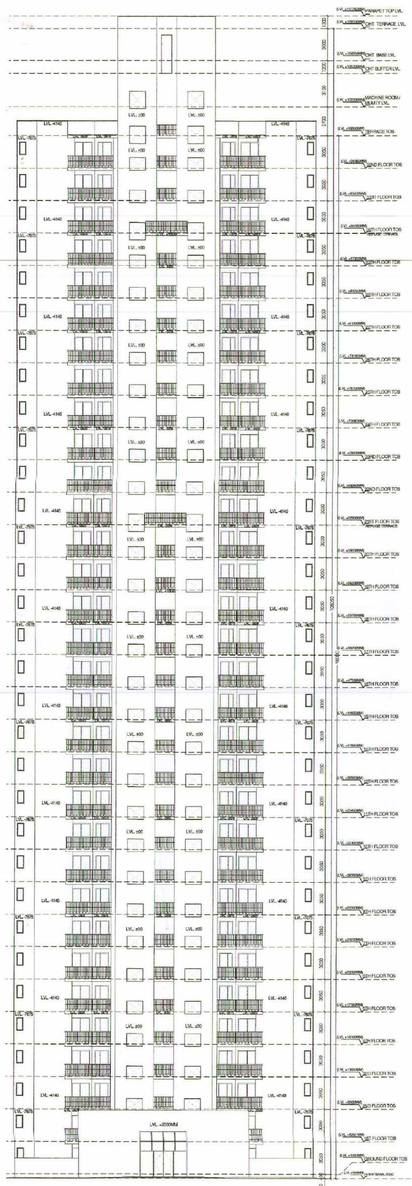

FRONT ELEVATION (TOWER - 7, 9, 10 & 11)

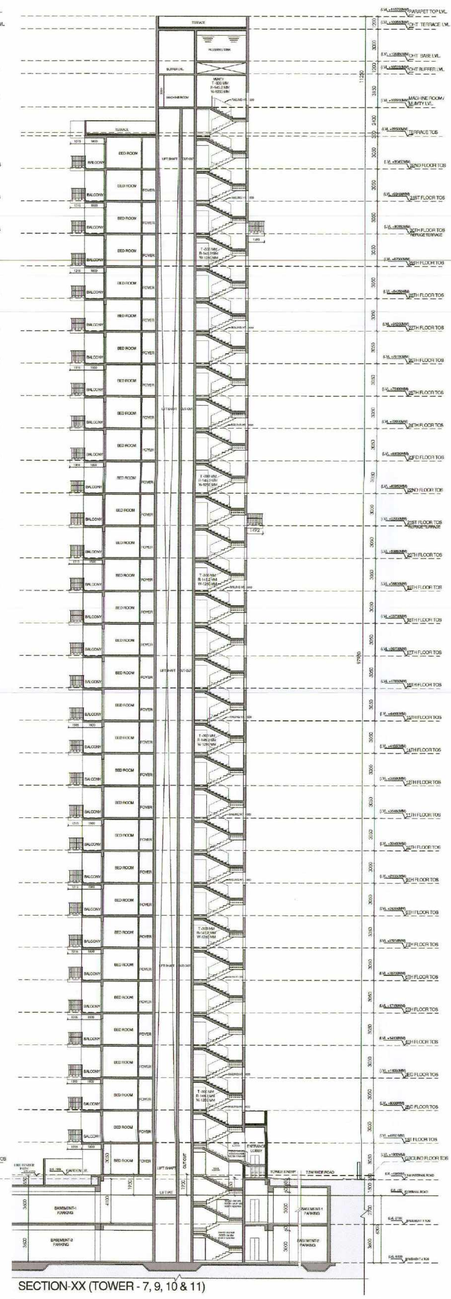

SECTION-XX (TOWER - 7, 9, 10 & 11)



FRONT ELEVATION (TOWER - 8)

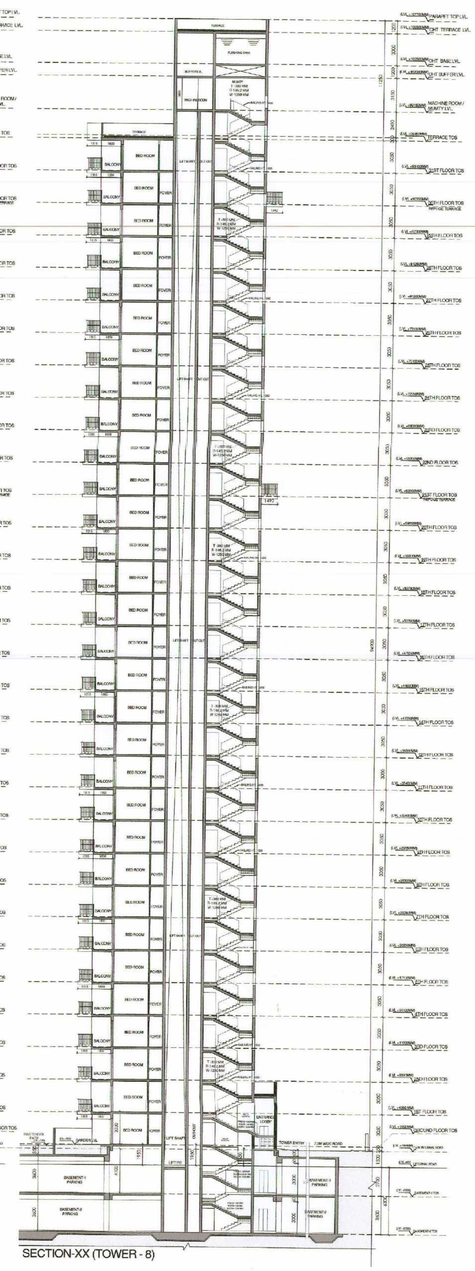

SECTION-XX (TOWER - 8)

PLUMBING NOTES:
1. WASH BASIN TO FLOOR TRAP (FT) 40 OD uPVC PIPE.
2. KITCHEN SINK TO FLOOR TRAP (FT) UPVC FLEXIBLE PIPE.
3. FLOOR DRAIN (FD) TO FLOOR TRAP (FT) 110 OD uPVC WASTE PIPE.
4. 100ND HDPE PIPE USED FOR SOIL & WASTE.
5. 110 OD uPVC PIPE USED FOR TERRACE RAIN WATER
6. 110 OD uPVC PIPE USED FOR BALCONY

SCHEDULE OF PIPES :	
PIPE NO.	DESCRIPTION
1	100ND HDPE SOIL & VENT PIPE
2	100ND HDPE WASTE & VENT PIPE
3	75ND HDPE ANTI-SYPHONAGE PIPE
4	100ND HDPE TERRACE RAIN WATER PIPE
5	100ND HDPE BALCONY RAIN WATER PIPE
6	DOMESTIC WATER SUPPLY DIA TANG PIPE *
7	FLUSHING WATER SUPPLY DIA TANG PIPE *
8	DOMESTIC WATER SUPPLY RISER *
9	FLUSHING WATER SUPPLY RISER *
10	PROPO-PREMAPRIC DOMESTIC WATER SUPPLY DIA TANG PIPE FOR TOP FOUR FLOORS *
FT	FLOOR TRAP (100 x 75) MM
FD	FLOOR DRAIN (110 x 65) MM
BD	BALCONY DRAIN (110 x 50) MM

FIRE LEGEND :-	
A	150DIA M.S. FIRE WET RISER PIPE (RWR) FOR GROUND TO 2 TH. FLOOR.
B	150DIA M.S. FIRE WET RISER PIPE USED FOR 20TH. FLOOR TO TERRACE.
C	150DIA M.S. SPRINKLER RISER PIPE FOR GROUND TO 14 TH. FLOOR.
D	150DIA M.S. SPRINKLER RISER PIPE USED FOR 15 TH. FLOOR TO 28 TH. FLOOR
E	150DIA M.S. SPRINKLER RISER PIPE USED FOR 29 TH. TO TERRACE.
F	150DIA M.S SPRINKLER ALTERNATE RISER PIPE USED FOR LOW ZONE
G	150DIA M.S SPRINKLER ALTERNATE RISER PIPE USED FOR HIGH ZONE
D	80DIA M.S. DRAIN PIPE
D	100 DIA SLEEVE FOR 25DIA TO 65DIA PIPE
E	150 DIA SLEEVE FOR 80DIA TO 100DIA PIPE
FHC	FIRE HOSE CABINET
FSD	FLOW SWITCH ASSEMBLY WITH BUTTERFLY VALVE
	PENDENT TYPE SPRINKLER
	NORMAL SIDE WALL THROW - 3.7 m
	EXTENDED SIDE WALL THROW - 4.6 m
	SPRINKLER FEEDER LINE

NOTE:- 100 & 150 DIA FIRE PIPE RUN JIT BELOW THE BEAM

PLUMBING IMPORTANT NOTES:-

1. ALL HORIZONTAL SOIL AND WASTE PIPES SHALL BE LAID TO A SLOPE NOT FLATTER THAN 1:70 AND NOT STEEPER THAN 1:10 UNLESS SPECIFIED OTHERWISE.
2. WATER INLETS AND WASTE OUTLETS FROM SANITARY WARE SHALL BE ARRSANGED TO SUIT REQUIREMENTS OF SELECTED MAKES AND MODELS.
3. NO PIPE WORK SHALL BE CONCEALED IN WALLS OR BURIED IN FLOORS WITHOUT BEING SUBJECTED TO WATER TESTING AS PER THE DIRECTION OF THE SITE ENGINEER.

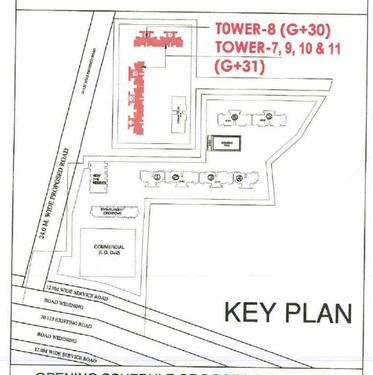

OPENING SCHEDULE OF DOORS & WINDOWS

SR. NO	TYPE	SIZE		SILL	LINTEL	REMARKS
1	D1	800	X	-	2100	
2	D2	900	X	-	2100	
3	D3	1100	X	-	2400	1HR FIRE RATED DOOR
4	DW1	1650	X	-	2400	
5	DW2	1800	X	-	2400	
6	DW3	1250	X	-	2400	
7	V1	650	X	1200	2400	
8	W1	1200	X	1200	2400	
9	FD1	750	X	-	2100	
10	FD	1150	X	-	2100	2 HR FIRE RATED DOOR
11	FD2	1100	X	-	2100	

NOTES

1. DIMENSIONS ARE NOT TO BE SCALED.
2. ALL DIMENSIONS ARE IN MM.
3. ALL ELECTRICAL INSTALLATIONS SHALL BE AS PER PROVISIONS OF NBC.
4. FIRE FIGHTING SAFETY PROVISIONS WILL BE AS PER RELEVANT NBC PROVISIONS.
5. BOUNDARY WALL AND GATE AS PER STANDARDS.
6. ALL WALLS ARE 230/200/115 MM THK. BRICK WALL.
7. RAIN WATER HARVESTING SYSTEM SHALL BE PROVIDED AS PER CENTRAL GROUND WATER AUTHORITY NORMS/HARYANA GOVT.
8. ALL WINDOWS & VENTILATORS ARE OPENABLE.
9. ALL MECHANICALLY VENTILATED & ARTIFICIALLY LIT TOILET PROVIDED WITH 24hr POWER BACKUP.

DEVELOPED BY:

REVISED SUBMISSION DRAWING

PROJECT:

REVISED BUILDING PLAN OF MIX LAND USE COLONY (88% RESIDENTIAL COMPONENT & 12% COMMERCIAL COMPONENT) UNDER TRANSIT ORIENTED DEVELOPMENT (TOD) POLICY FOR THE AREA MEASURING 7.0553 ACRES (FALLING WITHIN TRANSITION ZONE) PART OF GROUP HOUSING COLONY MEASURING 13.078 ACRES (LICENCE NO. 127 OF 2012 DATED 27.12.2012) IN SECTOR- 105, GURUGRAM MANESAR URBAN COMPLEX BEING DEVELOPED BY SH. KANWAR SINGH & OTHERS IN COLLABORATION WITH 1000 TREES HOUSING PRIVATE LIMITED.(~~NOW - KNOWN AS ATS MEADOWS PRIVATE LIMITED~~)

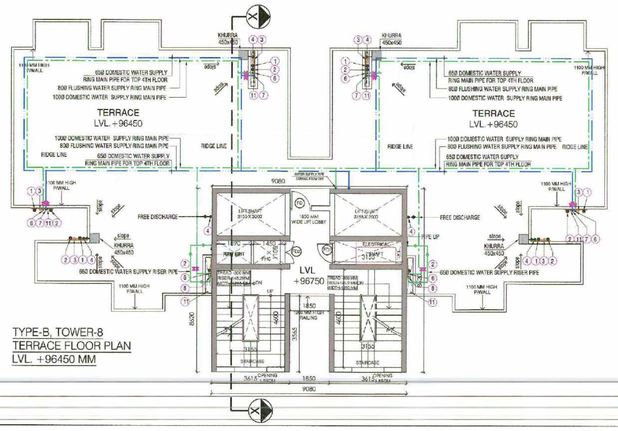

TYPE-B, TOWER-8
TERRACE FLOOR PLAN
LVL. +96450 MM

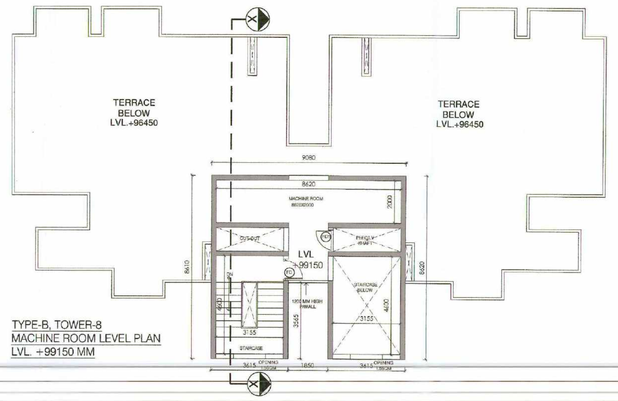

TYPE-B, TOWER-8
MACHINE ROOM LEVEL PLAN
LVL. +99150 MM

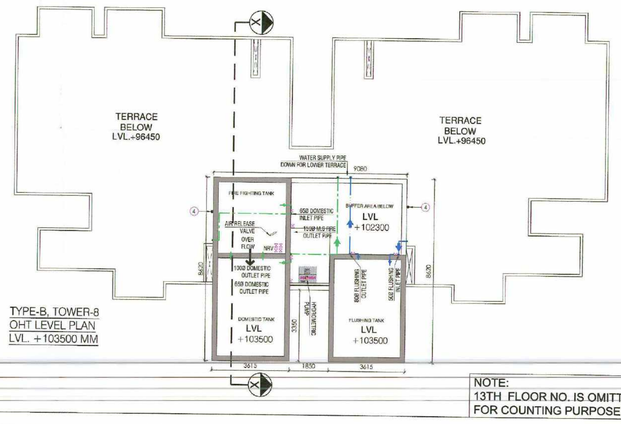

TYPE-B, TOWER-8
OHT LEVEL PLAN
LVL. +103500 MM

NOTE:
13TH FLOOR NO. IS OMITTED FOR COUNTING PURPOSE

DRAWING TITLE :
TYPE-B ,TOWER-7, 9, 10 & 11 (G+31:PHYSICAL FLOORS)
ELEVATION & SECTION
TYPE-B, TOWER-8 (G+30:PHYSICAL FLOORS)
TERRACE PLAN, MACHINE ROOM LEVEL PLAN, OHT LEVEL PLAN, ELEVATION & SECTION

TYPE-B

DEALT BY	SCALE 1:100	DRG. NO. AR-B-3.4
CHECKED BY	DATE 04-04-2023	SHEET NO. 13/22

THROUGH: AUTHORISED SIGNATORY

1000 Trees Housing Pvt Ltd
Authorised Signatory

ATS Meadows Pvt. Ltd.
Authorised Signatory

ARCHITECT
KAUSHIK KUMAR MODI
CA/2000/46567

OWNER'S SIGN

ARCHITECT'S SIGN.