



GRACE RESILVIAA

GRACEFUL LIVING, RESILIENT FOUNDATIONS

SECTOR 78, GURGAON




Images are for representational purposes only.

**LIVE AT THE
EDGE OF
SERENITY AND
SOPHISTICATION**





Set against the tranquil backdrop
of the Aravali Hills, we offer a
sanctuary where every detail
whispers elegance, and our technical
mastery brings it to life.



MAPPING YOUR FUTURE



STRATEGICALLY LOCATED

near the foothills of the Aravalli Range.

LOCATED IN

proximity to reputed schools,
healthcare centers, and retail outlets.

WELL-CONNECTED

to NH-8 and Golf Course
Extension Road.

EASY ACCESSIBILITY

to public transport and
arterial city routes.

CORPORATES

Genpact – 11 km

BMW – 7.8 km

Suzuki – 5 km

CONNECTIVITY

NH 8 – 4 km

KMP Expressway – 31 km

IGI Airport – 32 km

RECREATION

Karna Lakeland – 3.2 km

Cricket Academy – 6.8 km

Classic Golf

& Country Club – 9.1 km

EDUCATION

DPS – 8.5 km

Mount Olympus School – 1.3 km

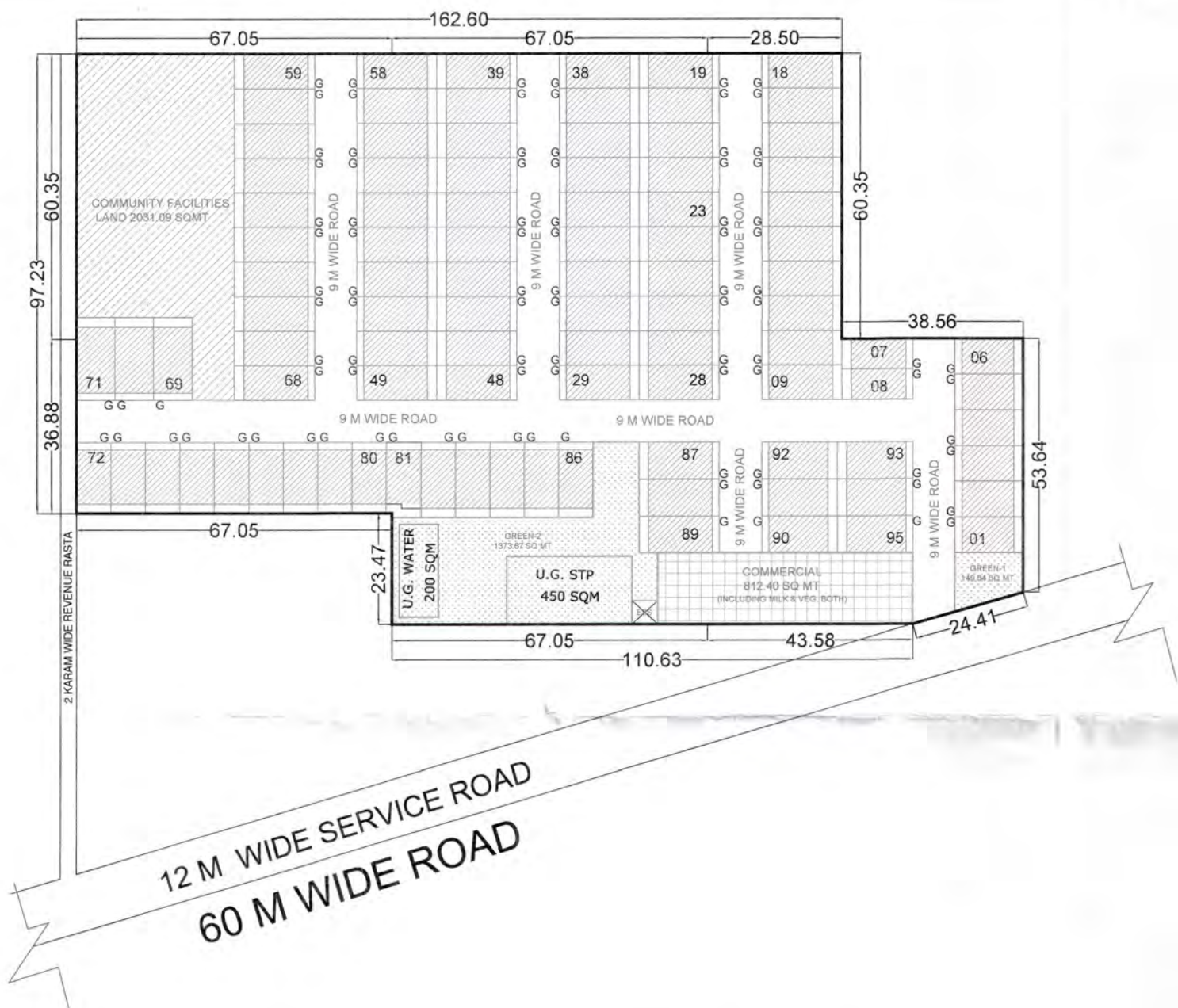
Bal Bharati Public School – 6.2 km

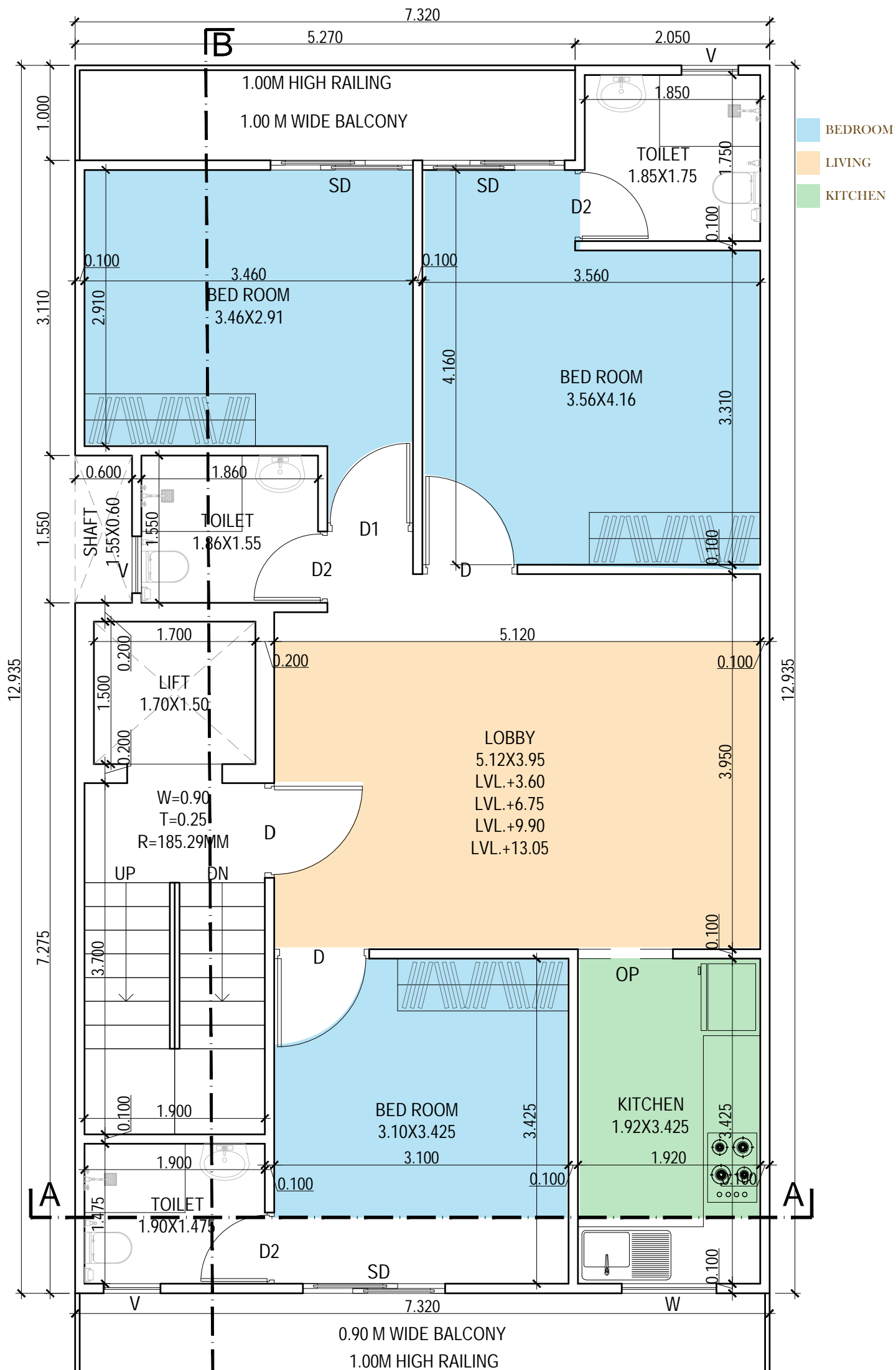


DESIGNED IN HARMONY WITH NATURE

An edifice that transcends mere construction.

A steadfast fortress and a living canvas for life's infinite possibilities.





LIVING & DINNING

FLOORING & SKIRTING

Vitrified tiles or Equivalent

CEILING

Plastic Emulsion Paint or Equivalent

WALLS

Plastic Emulsion Paint or Equivalent

MODULAR KITCHEN

APPLIANCES

Single Bowl Sink,
Standard Taps.

FLOORING & SKIRTING

Vitrified Tiles

WALLS

Combination of Tiles & Plastic Emulsion Paint.

COUNTER

Marble/Granite or Equivalent

CEILING

Plastic Emulsion Paint or Equivalent

MASTER BEDROOM

FLOORING & SKIRTING

Wooden flooring/Wooden tiling

CEILING

Plastic Emulsion Paint or Equivalent

WALLS

Plastic Emulsion Paint or Equivalent

WARDROBE

FLOORING & SKIRTING

Vitrified Tiles or Equivalent

WALLS

Vitrified Tiles Up to Ceiling

CEILING

Plastic Emulsion Paint or Equivalent

FITTINGS

ISI Marked WC, ISI Marked Standard
Washbasin, Standard Taps

OTHER BEDROOM

FLOORING & SKIRTING

Wooden Tile or Equivalent

WALLS

Plastic Emulsion Paint or Equivalent

CEILING

Plastic Emulsion Paint or Equivalent

WARDROBE

TYPICAL FLOOR LIFT & STAIRCASE, LOBBY

FLOORING & SKIRTING

Granite or Equivalent

WALLS

Plastic Emulsion Paint or Equivalent

CEILING

Plastic Emulsion Paint or Equivalent

APARTMENT DOORS & WINDOWS

DOORS

Hardwood

EXTERNAL DOORS & WINDOWS

UPVC

BALCONIES

FLOORING

Vitrified Tiles or Equivalent

WALLS

Exterior Grade Paint or Equivalent

CEILING

Plastic Emulsion Paint or Equivalent

BASEMENT

FLOORING

Vitrified Tiles or Equivalent

WALLS

Plastic Emulsion Paint or Equivalent

CEILING

Plastic Emulsion Paint or Equivalent

ELECTRICAL FIXTURES /FITTINGS

ISI Marked Modular Switches

TERRACE

Water Proofing Treatment/Tile





GRACE RESILVIAA
Graceful Living, Resilient Foundations

THANK
YOU

for considering Grace Resilviaa.
We look forward to welcoming
you to a life of graceful living and
resilient foundations.

Office: Regd. Office - B-61, Wazirpur Industrial Area, North Delhi, India, 110052
Corporate office: 6th Floor, Universal Trade Tower, Block S, Sector 49, Gurugram