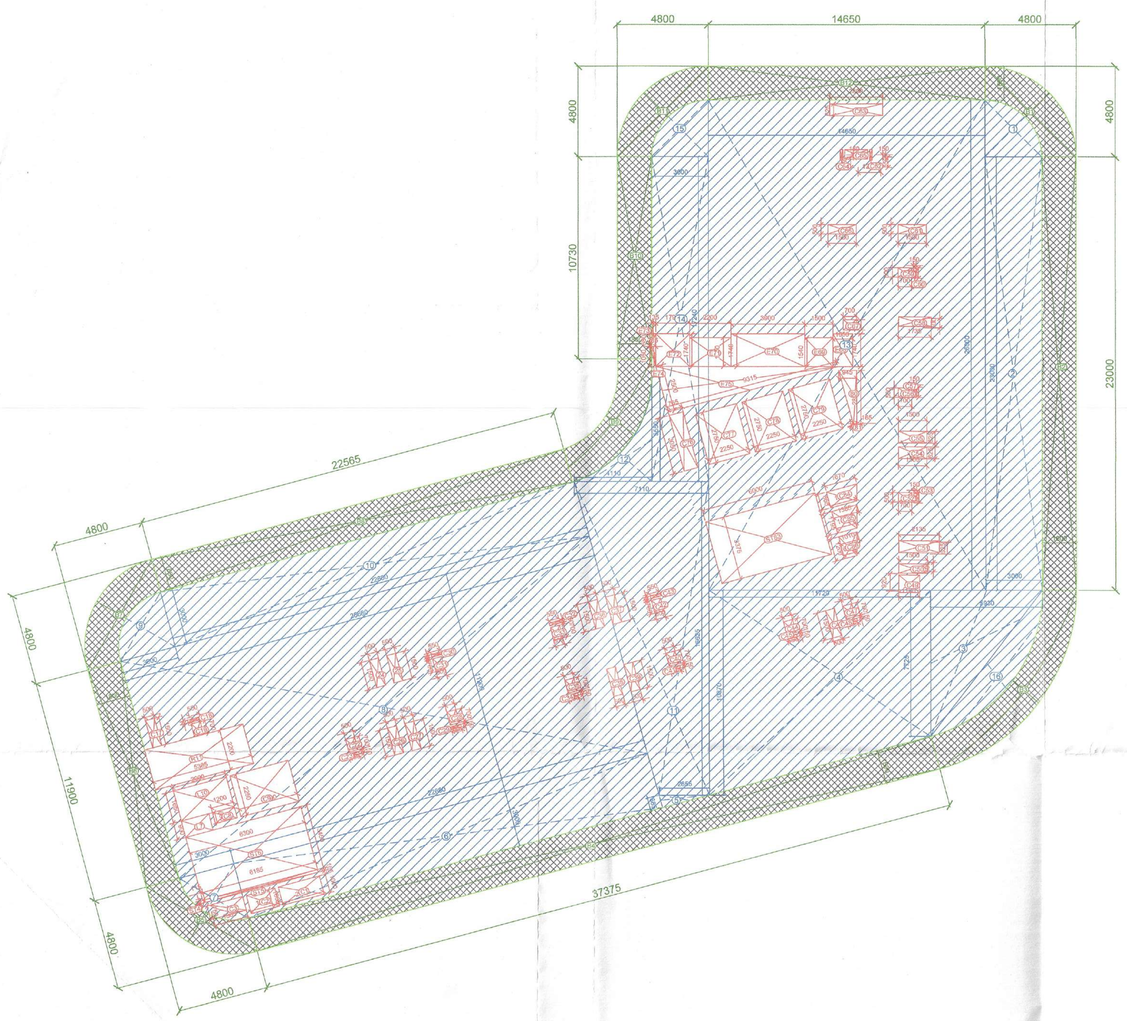

1. 9TH & 12A FLOOR AREA DIAGRAM
SCALE-1:150

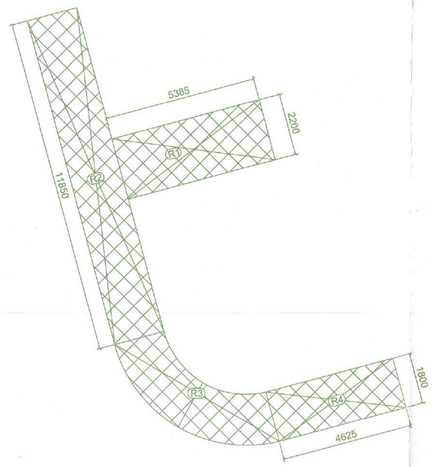

3. REFUGE AREA DIAGRAM
SCALE-1:100

Refuge Area Addition (R)													
	Shape	Formula	Length		Width		Additional		Unit			Area	Units
R1	Rectangle	LxW	5.385	x	2.200	x	-	x	1		=	11.847	sqm
R2	Rectangle	LxW	11.850	x	1.800	x	-	x	1		=	21.330	sqm
R3	Arc Segment	-	-	x	-	x		x	1		=	11.097	sqm
R4	Rectangle	LxW	4.625	x	1.800	x	-	x	1		=	8.325	sqm
Total AREA (R)											=	**52.599**	**sqm**

DOOR SCHEDULE

S.NO.	DOOR TYPE	DOOR TYPE	SILL	LINTEL
1.	FD1	2000X2400	-------	2400
2.	FDS	1500X2400	-------	2400
3.	FD2	1200X2400	-------	2400
4.	D3	1050X2400	-------	2400
5.	D4	800X2400	-------	2400
6.	SD1	500X2100	-------	2100
7.	SD2	625X2100	-------	2100
8.	SD3	550X2100	-------	2100
9.	SD4	950X2100	-------	2100
10.				

REFUGE AREA CALCULATION (9TH & 12A)

S.NO.			
1.	F.A.R. AREA AT SINGLE FLOOR	1045.106	SQM.
2.	AREA OF 2 CONSECUTIVE FLOORS	2.090.212	SQM.
3.	OCCUPANT LOAD @12.5 AS PER TABLE NO. 4.3 NBC	167.216	
4.	AREA REQUIRED PER PERSON FOR REFUGE AREA	0.300	SQM.
5.	AREA REQUIRED FOR REFUGE TERRACE	50.164	SQM.
6.	ADDITIONAL AREA REQUIRED FOR WHEELCHAIR	0.900	SQM.
7.	TOTAL AREA REQUIRED FOR REFUGE	51.064	SQM.
8.	REFUGE TERRACE PROPOSED	52.529	SQM.

GLAZING SCHEDULE 9TH & 12A FLOOR

S.No.	GLAZING TYPE	SIZE	SILL	LINTEL
1	SWT2.1	6680X3075	-	3075
2	SWT2.2	5480X3075	-	3075
3	SWT2.3	1310X3075	-	3075
4	SWT2.4	7380X3075	-	3075
5	SWT2.5	5550X3075	-	3075
6	SWT2.6	5550X3075	-	3075
7	SWT2.7	5550X3075	-	3075
8	SWT2.8	8790X3075	-	3075
9	SWT2.9	2200X3075	-	3075
11	SWT2.11	5550X3075	-	3075
12	SWT2.12	5550X3075	-	3075
13	SWT2.13	5550X3075	-	3075
14	SWT2.14	5550X3075	-	3075
15	SWT2.15	5865X3075	-	3075
16	SWT2.16	3225X3075	-	3075
17	SWT2.17	4145X3075	-	3075
18	SWT2.18	5805X3075	-	3075
19	SWT2.19	5800X3075	-	3075
20	SWT2.20	5800X3075	-	3075
21	SWT2.21	8500X3075	-	3075

AREA STATEMENT

9th & 12A Floor (Refuge Area)

Addition (A)

	Shape	Formula	Length		Width		Additional		Unit			Area	Units
1	Quarter Circle	1/4(3.141a²)	3.000	x	3.000	x	3.141	x	0.25		=	7.069	sqm
2	Rectangle	LxW	23.000	x	3.000	x	-	x	1		=	69.000	sqm
3	Triangle	1/2(LxW)	5.930	x	7.725	x	-	x	0.5		=	22.905	sqm
4	Trapezium	(L1+L2)xW/2	7.725	x	10.820	x	11.72	x	1		=	108.967	sqm
5	Triangle	1/2(LxW)	2.855	x	0.685	x	-	x	0.5		=	0.978	sqm
6	Rectangle	LxW	22.680	x	3.000	x	-	x	1		=	68.040	sqm
7	Quarter Circle	1/4(3.141a²)	3.000	x	3.000	x	3.141	x	0.25		=	7.069	sqm
8	Rectangle	LxW	25.680	x	11.920	x	-	x	1		=	305.592	sqm
9	Quarter Circle	1/4(3.141a²)	3.000	x	3.000	x	3.141	x	0.25		=	7.069	sqm
10	Rectangle	LxW	22.680	x	3.000	x	-	x	1		=	68.040	sqm
11	Trapezium	(L1+L2)xW/2	2.655	x	7.110	x	16.625	x	1		=	81.172	sqm
12	Convex Triangle	-	-	x	-	x	-	x	1		=	6.145	sqm
13	Rectangle	LxW	26.030	x	14.850	x	-	x	1		=	386.800	sqm
14	Rectangle	LxW	17.240	x	3.000	x	-	x	1		=	51.720	sqm
15	Quarter Circle	1/4(3.141a²)	3.000	x	3.000	x	3.141	x	0.25		=	7.069	sqm
16	Arc Segment	-	-	x	-	x	-	x	1		=	10.978	sqm
Total AREA (A)											=	**1202.642**	**sqm**

Deductions (C)

	Shape	Formula	Length		Width		Additional		Unit			Area	Units
C1	Rectangle	LxW	2.250	x	1.000	x	-	x	1		=	2.250	sqm
C2	Rectangle	LxW	1.550	x	1.000	x	-	x	1		=	1.550	sqm
C3	Concave Triangle	-	-	x	-	x	-	x	1		=	0.333	sqm
ST4	Triangle	1/2(LxW)	0.155	x	0.115	x	-	x	0.5		=	0.009	sqm
ST5	Rectangle	LxW	6.186	x	0.153	x	-	x	1		=	0.949	sqm
ST6	Rectangle	LxW	5.300	x	3.450	x	-	x	1		=	21.735	sqm
L7	Rectangle	LxW	1.500	x	0.800	x	-	x	1		=	1.350	sqm
C8	Rectangle	LxW	1.200	x	0.600	x	-	x	1		=	0.720	sqm
C9	Rectangle	LxW	3.200	x	2.250	x	-	x	1		=	7.200	sqm
L10	Rectangle	LxW	2.900	x	1.650	x	-	x	1		=	4.785	sqm
R11	Rectangle	LxW	9.289	x	2.200	x	-	x	2		=	20.694	sqm
C17	Rectangle	LxW	1.500	x	0.500	x	-	x	1		=	0.750	sqm
C18	Rectangle	LxW	0.550	x	0.150	x	-	x	1		=	0.083	sqm
C19	Rectangle	LxW	0.700	x	0.500	x	-	x	1		=	0.350	sqm
C22	Rectangle	LxW	0.700	x	0.500	x	-	x	1		=	0.350	sqm
C23	Rectangle	LxW	0.550	x	0.150	x	-	x	1		=	0.083	sqm
C24	Rectangle	LxW	1.500	x	0.500	x	-	x	1		=	0.750	sqm
C25	Rectangle	LxW	1.500	x	0.500	x	-	x	1		=	0.750	sqm
C26	Rectangle	LxW	1.500	x	0.500	x	-	x	1		=	0.750	sqm
C27	Rectangle	LxW	1.500	x	0.500	x	-	x	1		=	0.750	sqm
C28	Rectangle	LxW	0.700	x	0.500	x	-	x	1		=	0.350	sqm
C29	Rectangle	LxW	0.550	x	0.150	x	-	x	1		=	0.083	sqm
C30	Rectangle	LxW	0.550	x	0.150	x	-	x	1		=	0.083	sqm
C31	Rectangle	LxW	0.700	x	0.500	x	-	x	1		=	0.350	sqm
C32	Rectangle	LxW	0.550	x	0.150	x	-	x	1		=	0.083	sqm
C33	Rectangle	LxW	0.700	x	0.500	x	-	x	1		=	0.350	sqm
C34	Rectangle	LxW	0.550	x	0.150	x	-	x	1		=	0.083	sqm
C35	Rectangle	LxW	0.700	x	0.500	x	-	x	1		=	0.350	sqm
C36	Rectangle	LxW	1.500	x	0.500	x	-	x	1		=	0.750	sqm
C37	Rectangle	LxW	1.500	x	0.500	x	-	x	1		=	0.750	sqm
C38	Rectangle	LxW	1.500	x	0.500	x	-	x	1		=	0.750	sqm
C39	Rectangle	LxW	1.500	x	0.500	x	-	x	1		=	0.750	sqm
C40	Rectangle	LxW	0.700	x	0.500	x	-	x	1		=	0.350	sqm
C41	Rectangle	LxW	0.550	x	0.150	x	-	x	1		=	0.083	sqm
C42	Rectangle	LxW	0.700	x	0.500	x	-	x	1		=	0.350	sqm
C43	Rectangle	LxW	0.550	x	0.150	x	-	x	1		=	0.083	sqm
C44	Rectangle	LxW	0.700	x	0.500	x	-	x	1		=	0.350	sqm
C45	Rectangle	LxW	0.550	x	0.150	x	-	x	1		=	0.083	sqm
C46	Rectangle	LxW	1.500	x	0.500	x	-	x	1		=	0.750	sqm
C47	Rectangle	LxW	0.700	x	0.500	x	-	x	1		=	0.350	sqm
C48	Rectangle	LxW	0.550	x	0.150	x	-	x	1		=	0.083	sqm
C49	Rectangle	LxW	1.100	x	0.920	x	-	x	1		=	1.012	sqm
C50	Rectangle	LxW	1.500	x	0.500	x	-	x	1		=	0.750	sqm
C51	Rectangle	LxW	2.130	x	0.625	x	-	x	1		=	1.331	sqm
C52	Rectangle	LxW	0.700	x	0.500	x	-	x	1		=	0.350	sqm
C53	Rectangle	LxW	0.550	x	0.150	x	-	x	1		=	0.083	sqm
C54	Rectangle	LxW	1.500	x	0.625	x	-	x	1		=	0.937	sqm
C55	Rectangle	LxW	1.500	x	0.625	x	-	x	1		=	0.938	sqm
C56	Rectangle	LxW	0.700	x	0.500	x	-	x	1		=	0.350	sqm
C57	Rectangle	LxW	0.550	x	0.150	x	-	x	1		=	0.083	sqm
C58	Rectangle	LxW	1.736	x	0.500	x	-	x	1		=	0.868	sqm
C59	Rectangle	LxW	0.700	x	0.500	x	-	x	1		=	0.350	sqm
C60	Rectangle	LxW	0.550	x	0.150	x	-	x	1		=	0.083	sqm
C61	Rectangle	LxW	1.500	x	0.500	x	-	x	1		=	0.750	sqm
C62	Rectangle	LxW	0.550	x	0.150	x	-	x	1		=	0.083	sqm
C63	Rectangle	LxW	2.803	x	0.625	x	-	x	1		=	1.752	sqm
C64	Rectangle	LxW	0.550	x	0.150	x	-	x	1		=	0.083	sqm
C65	Rectangle	LxW	1.200	x	0.500	x	-	x	1		=	0.600	sqm
C66	Rectangle	LxW	1.502	x	0.500	x	-	x	1		=	0.751	sqm
C67	Rectangle	LxW	0.700	x	0.550	x	-	x	1		=	0.385	sqm
E68	Rectangle	LxW	1.740	x	1.050	x	-	x	1		=	1.827	sqm
E69	Rectangle	LxW	1.540	x	1.500	x	-	x	1		=	2.311	sqm
E70	Rectangle	LxW	3.800	x	1.740	x	-	x	1		=	6.788	sqm
E71	Rectangle	LxW	2.200	x	1.541	x	-	x	1		=	3.390	sqm
E72	Rectangle	LxW	1.791	x	1.741	x	-	x	1		=	3.118	sqm
E73	Trapezium	(L1+L2)xW/2	0.135	x	0.285	x	0.680	x	1.0		=	0.143	sqm
E74	Triangle	1/2(LxW)	1.060	x	0.285	x	-	x	0.5		=	0.151	sqm
E75	Triangle	1/2(LxW)	9.315	x	2.500	x	-	x	0.5		=	11.644	sqm
C76	Rectangle	LxW	3.050	x	0.766	x	-	x	1		=	2.335	sqm
C77	Rectangle	LxW	2.750	x	2.250	x	-	x	1		=	6.188	sqm
C78	Rectangle	LxW	2.750	x	2.250	x	-	x	1		=	6.188	sqm
C79	Rectangle	LxW	2.750	x	2.250	x	-	x	1		=	6.188	sqm
C80	Trapezium	(L1+L2)xW/2	0.165	x	0.945	x	2.865	x	1.0		=	1.607	sqm
C81	Triangle	1/2(LxW)	0.165	x	0.945	x	-	x	0.5		=	0.004	sqm
S183	Rectangle	LxW	6.000	x	3.377	x	-	x	1		=	20.265	sqm
C84	Trapezium	(L1+L2)xW/2	1.435	x	1.670	x	0.865	x	1.0		=	1.343	sqm
C85	Trapezium	(L1+L2)xW/2	1.055	x	1.385	x	1.195	x	1.0		=	1.464	sqm
C86	Trapezium	(L1+L2)xW/2	0.685	x	1.610	x	1.200	x	1.0		=	1.017	sqm
Total AREA (C)											=	**164.509**	**sqm**

Balcony Calculation (B)

	Shape	Formula	Length		Width		Additional		Unit			Area	Units
B1	Arc Segment	-	-	x	-	x	-	x	1		=	11.020	sqm
B2	Rectangle	LxW	23.000	x	1.800	x	-	x	1		=	41.400	sqm
B3	Arc Segment	-	-	x	-	x	-	x	1		=	20.040	sqm
B4	Rectangle	LxW	37.375	x	1.800	x	-	x	1		=	67.275	sqm
B5	Arc Segment	-	-	x	-	x	-	x	1		=	11.020	sqm
B6	Rectangle	LxW	11.900	x	1.800	x	-	x	1		=	21.420	sqm
B7	Arc Segment	-	-	x	-	x	-	x	1		=	11.020	sqm
B8	Rectangle	LxW	22.565	x	1.800	x	-	x	1		=	40.617	sqm
B9	Arc Segment	-	-	x	-	x	-	x	1		=	13.033	sqm
B10	Rectangle	LxW	10.730	x	1.800	x	-	x	1		=	19.314	sqm
B11	Arc Segment	-	-	x	-	x	-	x	1		=	11.020	sqm
B12	Rectangle	LxW	14.650	x	1.800	x	-	x	1		=	26.370	sqm
Total AREA (B)											=	**293.579**	**sqm**

9th & 12A Floor (Refuge Area) AREA SUMMARY

9th & 12A Floor (Refuge Area)FAR AREA (A-C)	=	1038.132	sqm
Proposed 9th & 12A Floor BALCONY AREA (B)	=	293.579	sqm
Proposed 9th & 13th Floor Floor Proposed NON-FAR BUILT UP AREA STAIRCASE AREA+LIFT LOBBY+ELECTRICAL ROOM+REFUGE (E)	=	102.159	sqm
Proposed Typical TYPE 2 BUILTUP AREA (D)	**=**	**1433.870**	**sqm**

2. 9TH FLOOR (LVL +40650) & 12A FLOOR (LVL+56250)
SCALE-1:150

Note: Minimum Lift car size would be 2.35 sq.mt.

LEGEND FOR PLUMBING:-

1	110 OD SWR SOIL & VENT PIPE
2	110 OD SWR WASTE & VENT PIPE
3	90 OD SWR ANTI-SYPHONAGE PIPE
4	DOMESTIC WATER SUPPLY DN. TAKE PIPE 25th TO 23th FLOOR
5	DOMESTIC WATER SUPPLY DN. TAKE PIPE 22th TO GROUND FLOOR
6	FLUSHING WATER SUPPLY DN. TAKE PIPE 25th TO 16th FLOOR
7	DOMESTIC WATER SUPPLY RISER TO O.H.T. FILLING
8	FLUSHING WATER SUPPLY RISER TO O.H.T. FILLING
9	SOFT WATER SUPPLY RISER TO O.H.T. FILLING
10	110 OD uPVC RAIN WATER PIPE FOR BALCONY
11	160 OD uPVC RAIN WATER PIPE FOR TERRACE
12	160 OD SWR SOIL & VENT PIPE
13	150 OD SWR WASTE & VENT PIPE
14	200 OD uPVC RAIN WATER PIPE

Checked and found ok for Public Health (Internal) Service only subject to comments in in forwarding letter No. 11069 DT. 10/10/25

Superintending Engineer (HQ)
for Chief Engineer
HSVP, Panchkula

DTP(HQ)

S.T.P. (HQ)
Member Secretary
B.P.A.C.

S.T.P. (G)
Member
B.P.A.C.

S.T.P. (HR)
Chairman
B.P.A.C.

JD.

PA.

A.P.P.

ATP(HQ)

DD (IT)
MEMBER
BPAC

SANCTIONED
TO BE READ WITH THIS OFFICE
MEMO NO.: 14411
DATED: 22/04/2025

Ram Avtar Bassi
JD(HQ)

Note :-

1. BUILDING HAS AUTOMATIC SPRINKLER SYSTEM WHEREVER REQUIRED BY NBC.

2. BUILDING WILL BE DESIGNED (STRUCTURES) AS PER RELEVANT IS CODES FOR EARTH QUAKE RESISTANCE

3. FOR SOIL WASTE- SINGLE STACK SYSTEM WILL BE ADOPTED AS PER APPROVED IN NBC-2016.

4. ALL LIFTS AND COMMON AREA WITH EMERGENCY LIGHTING TO HAVE 100% POWER BACKUP AS PER NBC REQUIREMENT.

5. ALL DIMENSIONS ARE IN MM.

6. THE BUILDING IS FULLY VENTILATED AND CENTRALLY AIR CONDITIONED WITH 100% POWER BACKUP.

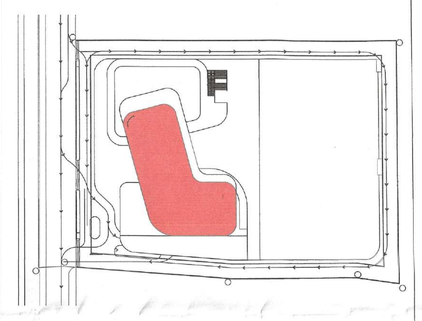

PROJECT TITLE :

PROPOSED BUILDING PLAN OF COMMERCIAL COLONY OVER AN AREA MEASURING 3.818 ACRES (LICENCE NO. 163 OF 2023 DATED 17/08/2023 IN SECTOR- 32, SOHNA BEING DEVELOPED BY ST. PATRICKS REALTY PVT. LTD. AND OTHERS.

CLIENT

ST. PATRICKS REALTY PVT. LTD.

ARCHITECT

HABITAT ARCHITECTS
#1777, Maharaj Nagar,
Near P.A.U Gate no.3
LUDHIANA-141001,
PUNJAB

ARCHITECT'S SEAL & SIGNATURE	OWNER'S SEAL & SIGNATURE
ZAFAR CHAUDHARY B. Arch. CA/2006/37311	For St. Patricks Realty Pvt. Ltd. Authorised Signatory

Date:	Scale:	Revision no:
		R0

STATUS:

SUBMISSION DRAWING

DRAWING TITLE :

9TH & 12A FLOOR PLAN

Drawing No.

SD/AR/AL-2/113

N