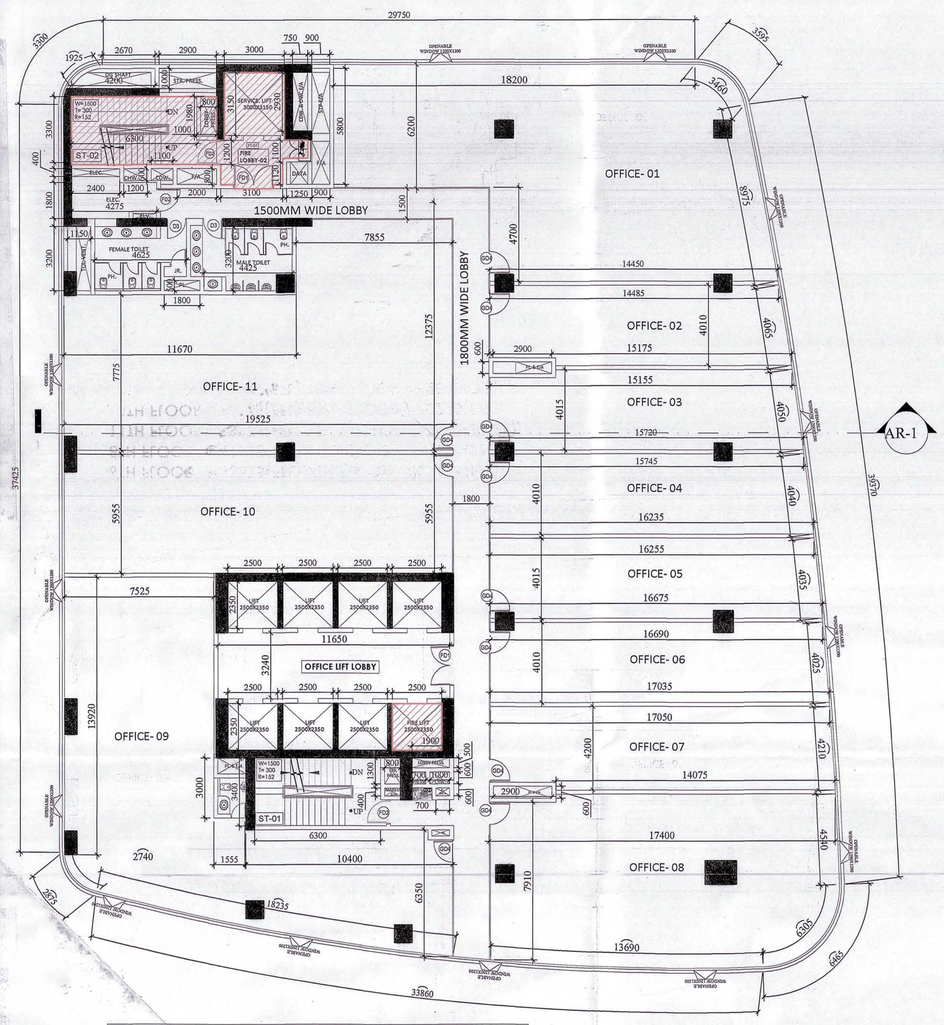


6TH FLOOR @33375(FFL),7TH FLOOR @37475(FFL),
8TH FLOOR @41575(FFL),10TH FLOOR @49775(FFL),
11TH FLOOR @53875(FFL),12TH A FLOOR @62075(FFL),
14TH FLOOR @66175(FFL),15TH FLOOR @70275(FFL),
17TH FLOOR @78475(FFL),18TH FLOOR @82575(FFL),

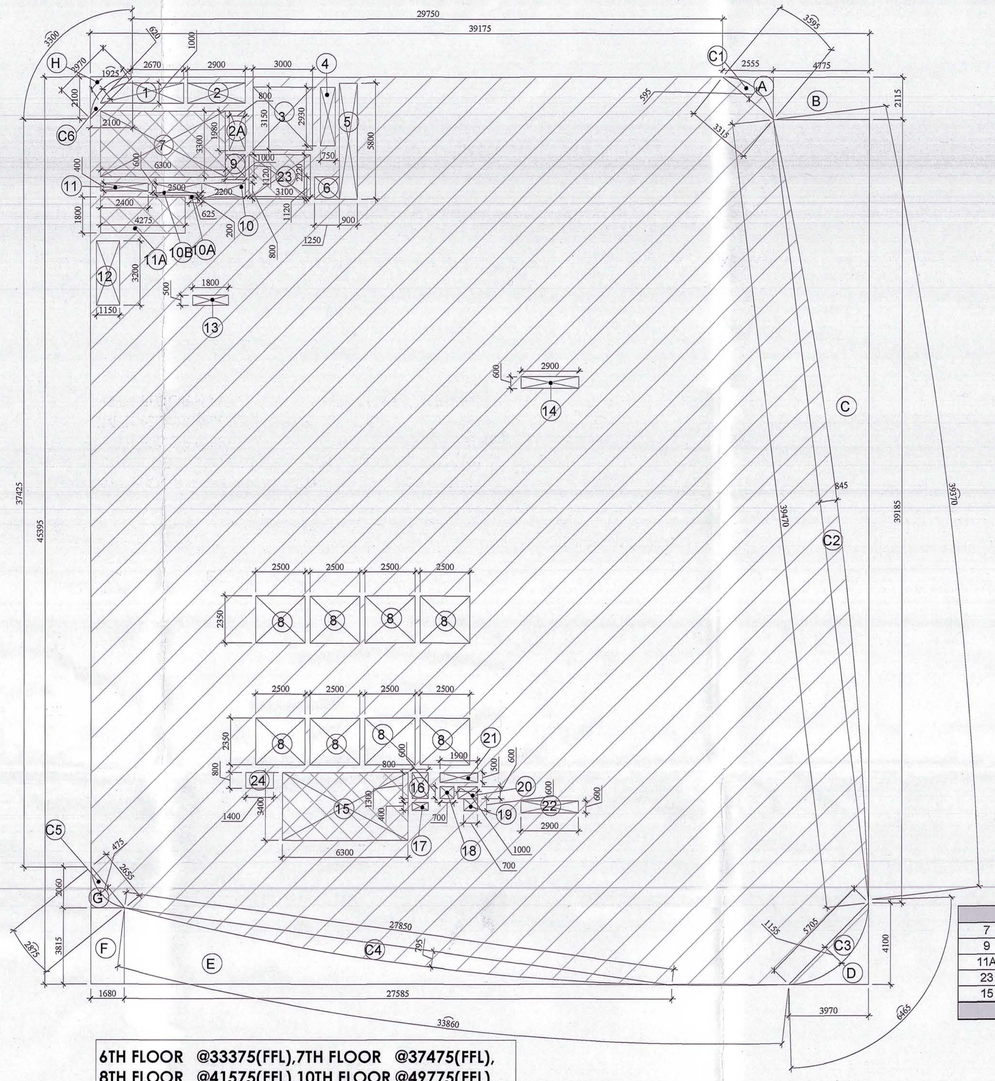

6TH FLOOR @33375(FFL),7TH FLOOR @37475(FFL),
8TH FLOOR @41575(FFL),10TH FLOOR @49775(FFL),
11TH FLOOR @53875(FFL),12TH A FLOOR @62075(FFL),
14TH FLOOR @66175(FFL),15TH FLOOR @70275(FFL),
17TH FLOOR @78475(FFL),18TH FLOOR @82575(FFL),

## PLUMBING LEGEND

- (1) 110 OD SOIL PIPE
- (2) 110 OD WASTE PIPE
- (3) 160 OD SOIL PIPE
- (4) 160 OD WASTE PIPE
- (5) 75 OD ANTISYPHONAGE VENT PIPE
- (6) DOMESTIC WATER SUPPLY PIPE (HYDROPNEUMATIC)
- (6a) FLUSHING WATER SUPPLY PIPE (HYDROPNEUMATIC)
- (6) DOMESTIC WATER SUPPLY DN TAKE PIPE (OFFICE BLOCK)
- (7) FLUSHING WATER SUPPLY DN TAKE PIPE (OFFICE BLOCK)
- (7a) FLUSHING WATER RISER PIPE
- (8) DOMESTIC WATER RISER PIPE
- (9) SOFT WATER RISER PIPE
- (A) 110 OD RAIN WATER PIPE
- (B) 160 OD RAIN WATER PIPE
- (C) 210 OD RAIN WATER PIPE

## FIRE LEGEND

- (A) 150Ø FIRE PIPE UPPER ZONE
- (A1) 150Ø FIRE PIPE LOWER ZONE
- (B) 150Ø SPRINKLER PIPE UPPER ZONE
- (B1) 150Ø SPRINKLER PIPE LOWER ZONE
- (B2) 150Ø ALTERNATE RISER UPPER ZONE
- (B3) 150Ø ALTERNATE RISER LOWER ZONE
- (C) 80Ø DRAIN PIPE

## SCHEDULE OF DOOR WINDOW

| S.NO. | TYPE | SIZE | SILL | LINTEL |
|---|---|---|---|---|
| 1. | FD1 | 2000X2400 | 00 | 2400 |
| 2. | FD2 | 1200X2400 | 00 | 2400 |
| 3. | D1 | 2000X2400 | 00 | 2400 |
| 4. | D2 | 1200X2400 | 00 | 2400 |
| 5. | D3 | 1000X2400 | 00 | 2400 |
| 6. | FDH | 3000X2400 | 00 | 2400 |
| 7. | FDH2 | 1500X2400 | 00 | 2400 |
| 8. | FDE1 | 3000X3000 | 00 | 2400 |
| 9. | RS | 6000X3000 | 00 | 2400 |
| 10. | RS1 | 4000X3000 | 00 | 2400 |
| 11. | SD1 | 2000X2400 | 00 | 2400 |
| 12. | GD1 | 2400X3000 | 00 | 3000 |
| 13. | GD2 | 2000X2400 | 00 | 2400 |
| 14. | FD1A | 1500X2400 | 00 | 2400 |
| 15. | GD4 | 1200X2400 | 00 | 2400 |

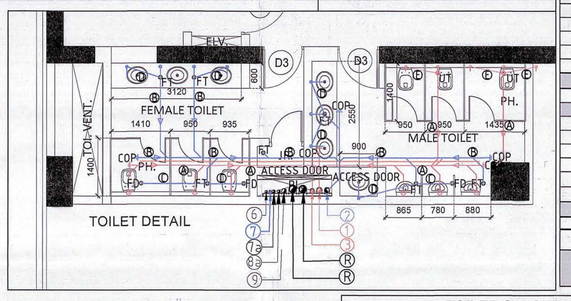


| 6TH,7TH,8TH,10TH,11TH,12TH,13TH,14TH,15TH,17TH,18TH AREA | | | |
|---|---|---|---|
| X x Y = Z | X | Y | Z (in Sq.Mt.) |
| | 39.175 | 45.395 | 1778.349 |

| DEDUCTION(X1) | | | | | |
|---|---|---|---|---|---|
| S. No. | COEFF. | WIDTH | LENGTH | NOS. | Area in sq.mt. |
| A | 0.5 | 2.555 | 2.115 | 1 | 2.702 |
| B | 1 | 4.775 | 2.115 | 1 | 10.099 |
| C | 0.5 | 4.775 | 39.185 | 1 | 93.554 |
| D | 0.5 | 3.97 | 4.1 | 1 | 8.139 |
| E | 0.5 | 27.585 | 3.815 | 1 | 52.618 |
| F | 1 | 1.68 | 3.815 | 1 | 6.409 |
| G | 0.5 | 1.68 | 2.06 | 1 | 1.730 |
| 1 | AS/GIVEN DETAILS | | | 1 | 3.746 |
| 2 | 1 | 2.9 | 1 | 1 | 2.900 |
| 2A | 1 | 0.8 | 1.98 | 1 | 1.584 |
| 3 | 1 | 3 | 3.15 | 1 | 9.450 |
| 4 | 1 | 0.75 | 2.93 | 1 | 2.198 |
| 5 | 1 | 0.9 | 5.8 | 1 | 5.220 |
| 6 | 1 | 1.25 | 1.12 | 1 | 1.400 |
| 7 | 1 | 6.3 | 3.3 | 1 | 20.790 |
| 8 | 1 | 2.5 | 2.35 | 8 | 47.000 |
| 9 | 1 | 1 | 1.12 | 1 | 1.120 |
| 10 | 1 | 2.2 | 0.8 | 1 | 1.760 |
| 10A | 1 | 0.625 | 0.2 | 1 | 0.125 |
| 10B | 1 | 2.5 | 0.6 | 1 | 1.500 |
| 11 | 1 | 2.4 | 0.4 | 1 | 0.960 |
| 11A | 1 | 4.275 | 1.8 | 1 | 7.695 |
| 12 | 1 | 1.15 | 3.2 | 1 | 3.680 |
| 13 | 1 | 1.8 | 0.5 | 1 | 0.900 |
| 14 | 1 | 2.9 | 0.6 | 1 | 1.740 |
| 15 | 1 | 6.3 | 3.4 | 1 | 21.420 |
| 16 | 1 | 1.3 | 0.8 | 1 | 1.040 |
| 17 | 1 | 0.8 | 0.4 | 1 | 0.320 |
| 18 | 1 | 0.7 | 0.6 | 1 | 0.420 |
| 19 | 1 | 0.7 | 0.6 | 1 | 0.420 |
| 20 | 1 | 1 | 0.6 | 1 | 0.600 |
| 21 | 1 | 1.9 | 0.5 | 1 | 0.950 |
| 22 | 1 | 2.9 | 0.6 | 1 | 1.740 |
| 23 | 1 | 3.1 | 2.22 | 1 | 6.882 |
| 24 | 1 | 1.4 | 0.8 | 1 | 1.120 |
| TOTAL (X1) | | | | | 323.931 |

| ADDITION(Y1) | | | | | |
|---|---|---|---|---|---|
| C1 | 0.667 | 3.315 | 0.595 | 1 | 1.316 |
| C2 | 0.667 | 39.470 | 0.845 | 1 | 22.246 |
| C3 | 0.667 | 5.705 | 1.155 | 1 | 4.395 |
| C4 | 0.667 | 27.850 | 0.795 | 1 | 14.768 |
| C5 | 0.667 | 2.655 | 0.475 | 1 | 0.841 |
| C6 | 0.667 | 2.970 | 0.620 | 1 | 1.228 |
| TOTAL (Y1) | | | | | 44.794 |

| | | |
|---|---|---|
| F.A.R. = (Z - X1)+Y1 | | 1499.21 |
| TOTAL FAR AREA | = | 1499.211 |

NOTES:-
1. ALL DRAWING ARE TO BE READ ONLY AND NOT TO BE SCALED.
2. ALL DIMENSIONS ARE IN MM UNLESS MENTIONED.
3. BASEMENTS ARE MECHANICALLY VENTILATED ONLY.
4. STRUCTURAL SYSTEM: BEAM- COLUMN SYSTEM.
5. SITE AREA IS AS PER APPROVED ZONING PLAN.
6. ALL FLOOR PLANS AND BASEMENTS HAVE AUTOMATIC SPRINKLER SYSTEM FOR FIRE FIGHTING.
7. GATE AND BOUNDARY WALL AS PER STANDARD DETAIL.
8. COMPLETE BUILDING WILL BE CENTRALIZED AIR CONDITIONED AND MECHANICALLY VENTILATED WITH 100% POWER BACKUP.

| NON FAR AREA | | | | | |
|---|---|---|---|---|---|
| 7 | 1 | 6.3 | 3.3 | 1 | 20.790 |
| 9 | 1 | 1 | 1.12 | 1 | 1.120 |
| 11A | 1 | 4.275 | 1.8 | 1 | 7.695 |
| 23 | 1 | 3.1 | 2.22 | 1 | 6.882 |
| 15 | 1 | 6.3 | 3.4 | 1 | 21.420 |
| TOTAL NON FAR AREA | | | | | 57.907 |

## PLUMBING LEGEND

- (A) 110 OD SOIL PIPE
- (B) 110 OD WASTE PIPE
- (C) 63 OD SOIL PIPE
- (D) 40 OD WASTE PIPE
- (E) 50 OD SOIL PIPE

## TOILET CALCULATION

F.A.R. AREA OF 6TH,7TH,8TH,10TH,11TH,12TH,13TH,14TH,15TH,17TH,18TH FLOOR OFFICE : - 1499.211 SQM

DENSITY ON FLOOR : - 150 NO.

| | MALE(2/3) | FEMALE(1/3) | TOTAL REQUIRED | | TOTAL PROVIDED | |
|---|---|---|---|---|---|---|
| | | | MALE | FEMALE | MALE | FEMALE |
| | 100 | 50 | | | | |
| W.C | 4 | 3 | 4 | 3 | 4 | 3 |
| URINAL | 4 | - | 4 | - | 4 | - |
| WASH BASIN | 4 | 2 | 4 | 2 | 5 | 3 |

## EXIT WIDTH CALCULATION RETAIL

COVERED AREA OF 6TH,7TH,8TH,10TH,11TH,12TH,13TH,14TH,15TH,17TH,18TH FLOOR OFFICE : - 1499.21 SQM

DENSITY ON FLOOR : - 150 NO.

UNIT WIDTH REQUIRED AS/ NBC : 10 MM / PERSON

TOTAL EXIT WIDTH REQUIRED : 1500 MM

EXIT PROVIDED :

| STAIRCASE | ST-01 | ST-02 | TOTAL |
|---|---|---|---|
| METERS | 1.5 | 1.5 | 3 |

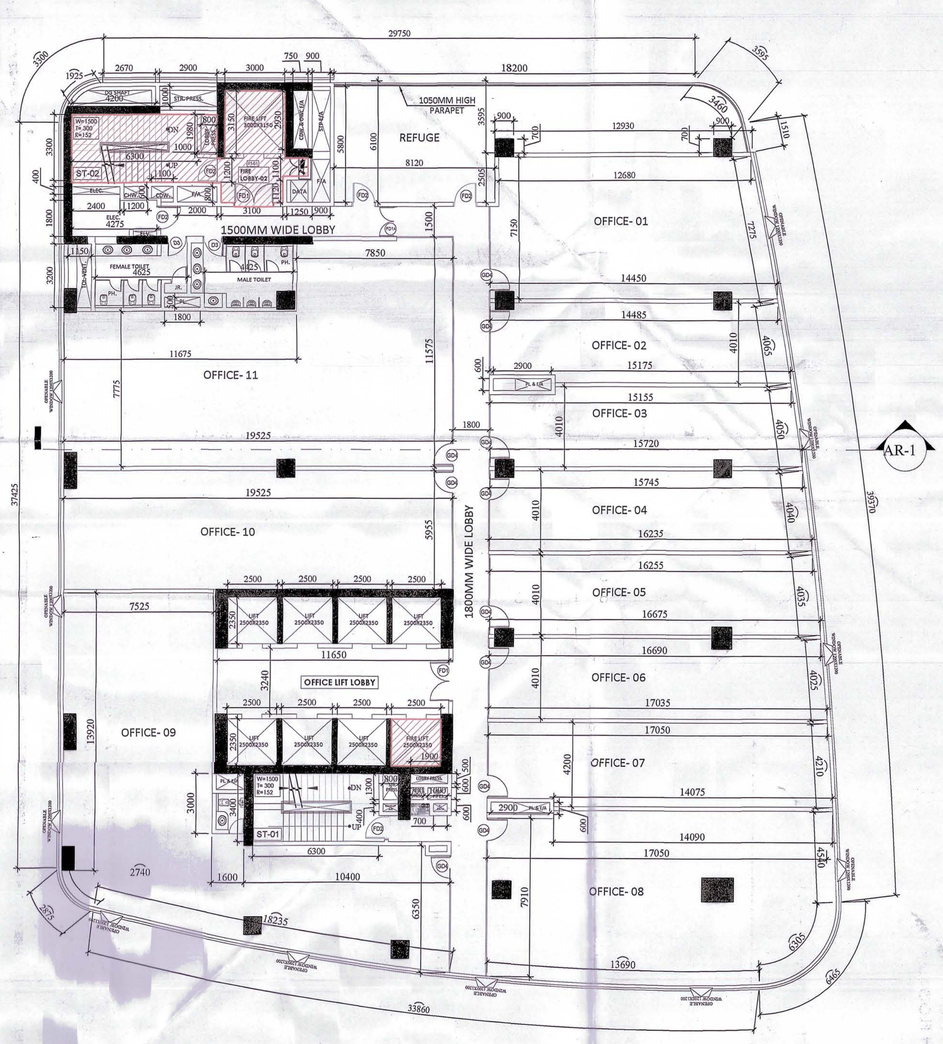


REFUGE
5TH FLOOR @29275(FFL),9TH FLOOR @45675(FFL),
12TH FLOOR @57975(FFL),16TH FLOOR @74375(FFL),
19TH FLOOR @88575(FFL)

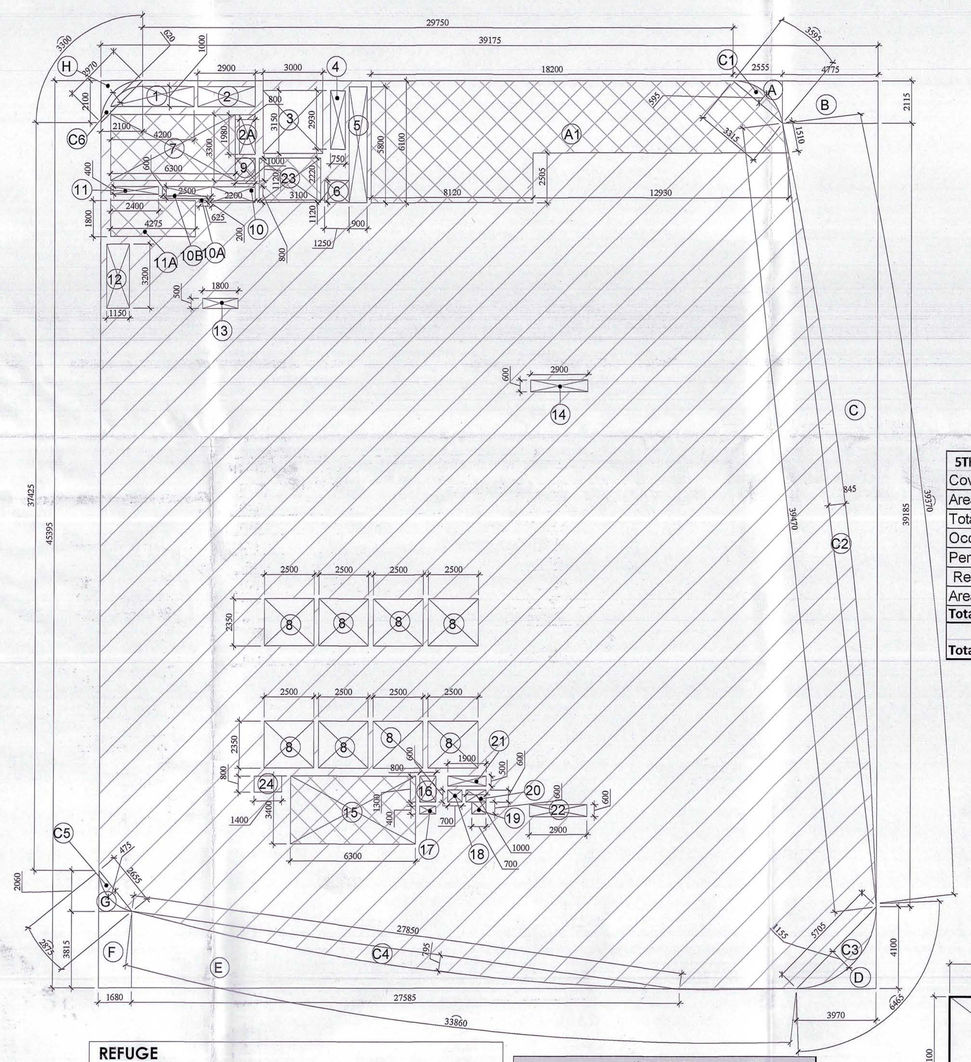

REFUGE
5TH FLOOR @29275(FFL),9TH FLOOR @45675(FFL),
12TH FLOOR @57975(FFL),16TH FLOOR @74375(FFL),
19TH FLOOR @88575(FFL)

| NON FAR AREA | | | | | |
|---|---|---|---|---|---|
| A1 | AS/GIVEN DETAILS | | | 1 | 92.556 |
| 7 | 1 | 6.3 | 3.3 | 1 | 20.790 |
| 9 | 1 | 1 | 1.12 | 1 | 1.120 |
| 11A | 1 | 4.275 | 1.8 | 1 | 7.695 |
| 23 | 1 | 3.1 | 2.22 | 1 | 6.882 |
| 15 | 1 | 6.3 | 3.4 | 1 | 21.420 |
| TOTAL NON FAR AREA | | | | | 150.463 |

## TOILET CALCULATION

F.A.R. AREA OF 5TH,9TH,12TH ,16TH &19TH FLOOR OFFICE : - 1406.656 SQM

DENSITY ON 8TH,11TH FLOOR OFFICE : - 141 NO.

| | MALE(2/3) | FEMALE(1/3) | TOTAL REQUIRED | | TOTAL PROVIDED | |
|---|---|---|---|---|---|---|
| | | | MALE | FEMALE | MALE | FEMALE |
| | 94 | 47 | | | | |
| W.C | 4 | 3 | 4 | 3 | 4 | 3 |
| URINAL | 4 | - | 4 | - | 4 | - |
| WASH BASIN | 4 | 2 | 4 | 2 | 5 | 3 |

## EXIT WIDTH CALCULATION RETAIL

F.A.R. AREA OF 5TH,9TH,12TH ,16TH &19TH FLOOR OFFICE : - 1406.656 SQM

DENSITY ON 8TH,11TH FLOOR OFFICE : - 141 NO.

UNIT WIDTH REQUIRED AS/ NBC : 10 MM / PERSON

TOTAL EXIT WIDTH REQUIRED : 1410 MM

EXIT PROVIDED :

| STAIRCASE | ST-01 | ST-02 | TOTAL |
|---|---|---|---|
| METERS | 1.5 | 1.5 | 3 |

| 5TH,9TH,12TH ,16TH &19TH FLOOR REFUGE AREA CALCULATION | | |
|---|---|---|
| Covered area of typical floor (A) | 1499.211 | sq m |
| Area of two consecutive floor-AX2 | 2998.422 | sq m |
| Total area for calculation | 2998.422 | sq m |
| Occupancy(Area/person) | 10 | sq m |
| Person | 299.842 | Nos. |
| Refuge area required @ 0.3sqm/pe | 89.953 | sq m |
| Area for wheel chair@ 0.9/200per | 1.800 | sq m |
| **Total Refuge area required** | **91.753** | **sq m** |
| **Total Refuge area provided** | **92.556** | **sq m** |

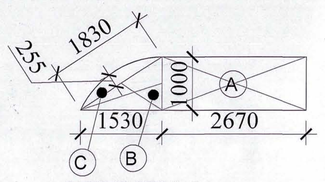


BLOW UP DETAIL -1

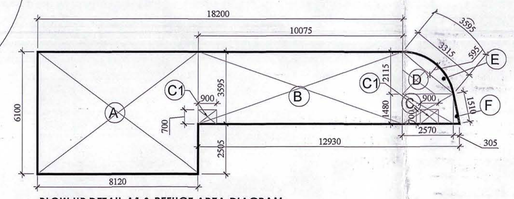

BLOW UP DETAIL A1 & REFUGE AREA DIAGRAM

TO BE READ WITH THIS OFFICE MEMO NO.: DATED :

| 5TH,9TH,12TH ,16TH &19TH FLOOR AREA CALCULATION | | | |
|---|---|---|---|
| X x Y = Z | X | Y | Z (in Sq.Mt.) |
| | 39.175 | 45.395 | 1778.349 |

| DEDUCTION(X1) | | | | | |
|---|---|---|---|---|---|
| S. No. | COEFF. | WIDTH | LENGTH | NOS. | Area in sq.mt. |
| A1 | AS/GIVEN DETAILS | | | 1 | 92.556 |
| A | 0.5 | 2.555 | 2.115 | 1 | 2.702 |
| B | 1 | 4.775 | 2.115 | 1 | 10.099 |
| C | 0.5 | 4.775 | 39.185 | 1 | 93.554 |
| D | 0.5 | 3.97 | 4.1 | 1 | 8.139 |
| E | 0.5 | 27.585 | 3.815 | 1 | 52.618 |
| F | 1 | 1.68 | 3.815 | 1 | 6.409 |
| G | 0.5 | 1.68 | 2.06 | 1 | 1.730 |
| 1 | AS/GIVEN DETAILS | | | 1 | 3.746 |
| 2 | 1 | 2.9 | 1 | 1 | 2.900 |
| 2A | 1 | 0.8 | 1.98 | 1 | 1.584 |
| 3 | 1 | 3 | 3.15 | 1 | 9.450 |
| 4 | 1 | 0.75 | 2.93 | 1 | 2.198 |
| 5 | 1 | 0.9 | 5.8 | 1 | 5.220 |
| 6 | 1 | 1.25 | 1.12 | 1 | 1.400 |
| 7 | 1 | 6.3 | 3.3 | 1 | 20.790 |
| 8 | 1 | 2.5 | 2.35 | 8 | 47.000 |
| 9 | 1 | 1 | 1.12 | 1 | 1.120 |
| 10 | 1 | 2.2 | 0.8 | 1 | 1.760 |
| 10A | 1 | 0.625 | 0.2 | 1 | 0.125 |
| 10B | 1 | 2.5 | 0.6 | 1 | 1.500 |
| 11 | 1 | 2.4 | 0.4 | 1 | 0.960 |
| 11A | 1 | 4.275 | 1.8 | 1 | 7.695 |
| 12 | 1 | 1.15 | 3.2 | 1 | 3.680 |
| 13 | 1 | 1.8 | 0.5 | 1 | 0.900 |
| 14 | 1 | 2.9 | 0.6 | 1 | 1.740 |
| 15 | 1 | 6.3 | 3.4 | 1 | 21.420 |
| 16 | 1 | 1.3 | 0.8 | 1 | 1.040 |
| 17 | 1 | 0.8 | 0.4 | 1 | 0.320 |
| 18 | 1 | 0.7 | 0.6 | 1 | 0.420 |
| 19 | 1 | 0.7 | 0.6 | 1 | 0.420 |
| 20 | 1 | 1 | 0.6 | 1 | 0.600 |
| 21 | 1 | 1.9 | 0.5 | 1 | 0.950 |
| 22 | 1 | 2.9 | 0.6 | 1 | 1.740 |
| 23 | 1 | 3.1 | 2.22 | 1 | 6.882 |
| 24 | 1 | 1.4 | 0.8 | 1 | 1.120 |
| TOTAL (X1) | | | | | 416.487 |

| ADDITION(Y1) | | | | | |
|---|---|---|---|---|---|
| C1 | 0.667 | 3.315 | 0.595 | 1 | 1.316 |
| C2 | 0.667 | 39.470 | 0.945 | 1 | 22.246 |
| C3 | 0.667 | 5.705 | 1.155 | 1 | 4.395 |
| C4 | 0.667 | 27.850 | 0.795 | 1 | 14.768 |
| C5 | 0.667 | 2.655 | 0.475 | 1 | 0.841 |
| C6 | 0.667 | 2.970 | 0.620 | 1 | 1.228 |
| TOTAL (Y1) | | | | | 44.794 |

| | | |
|---|---|---|
| F.A.R. = (Z - X1)+Y1 | | 1406.656 |
| TOTAL FAR AREA | = | 1406.656 |

| AREA A1 (REFUGE AREA CALCULATION) | | | | |
|---|---|---|---|---|
| ADDITION (X) | | | | |
| A | 8.120 | 6.100 | 1 | 49.532 |
| B | 10.075 | 3.595 | 1 | 36.220 |
| C | 2.570 | 1.480 | 1 | 3.804 |
| D | 2.570 | 2.115 | 0.5 | 2.718 |
| E | 3.315 | 0.595 | 0.667 | 1.316 |
| F | 0.305 | 1.480 | 0.5 | 0.226 |
| TOTAL ADDITION | | | | 93.816 |
| DEDUCTION (Y) | | | | |
| C1 | 0.900 | 0.700 | 2 | 1.260 |
| TOTAL DEDUCTION | | | | 1.26 |
| AREA A1 = X-Y | | | | 92.556 |
| TOTAL | | | | 92.556 |
| AREA 1 | | | | |
| A | 2.67 | 1 | 1 | 2.670 |
| B | 1.53 | 1 | 0.5 | 0.765 |
| C | 1.83 | 0.255 | 0.667 | 0.311 |
| | | | | |
| TOTAL | | | | 3.746 |

PROJECT

REVISE BUILDING PLAN FOR SETTING UP OF COMMERCIAL COLONY OVER AN AREA MEASURING 8.9375 ACRES (LICENCE NO, 17 OF 2010 DATED 13.02.2010 AND LICENCE NO. 150 OF 2022 DATED 28.09.2022) IN THE COMMERCIAL BELT OF SECTOR 68, GURUGRAM BEING DEVELOPED BY REACH PROMOTERS PVT. LTD.


ARCHITECTS

ACPL

ISO 9001:2008

Architecture Management Planning

ACPL Design Ltd

www.acplonline.com

E-24 South Extension Tel:+91 11 24622195
New Delhi 110049. India +91 11 24646709
E: contact@acplonline.com +91 11 24634069


This is a "PROVISIONAL BUILDING PLAN" approved only for the purpose of inviting objections from the general public

S.T.P (HQ) Member Secretary B.P.A.C.

S.T.P (G) Member B.P.A.C.

CTP (Hq) Chairman B.P.A.C.

DTP(HQ)

ATP(HQ)

JD.

PA

DINESH KUMAR PA(HQ)

KEY PLAN

ARCHITECT'S SEAL & SIGNATURE

OWNER'S SEAL & SIGNATURE

~~Provisional Service only subject to comments in~~
In forwarding letter No. 68104 Dated 16/01/25

Superintending Engineer (HQ) for Chief Engineer-I HSVP, Panchkula

RAVI KUMAR GARG ARCHITECT CA/2013/58473

ATP (T) MEMBER BPAC

REACH PROMOTERS PVT. LTD. Gurgaon

SCALE :- 1: 250

NORTH

DRG. TITLE :
5TH TO 19TH FLOOR PLAN & (AREA CALCULATION PLAN)

DRAWING NO.
9A