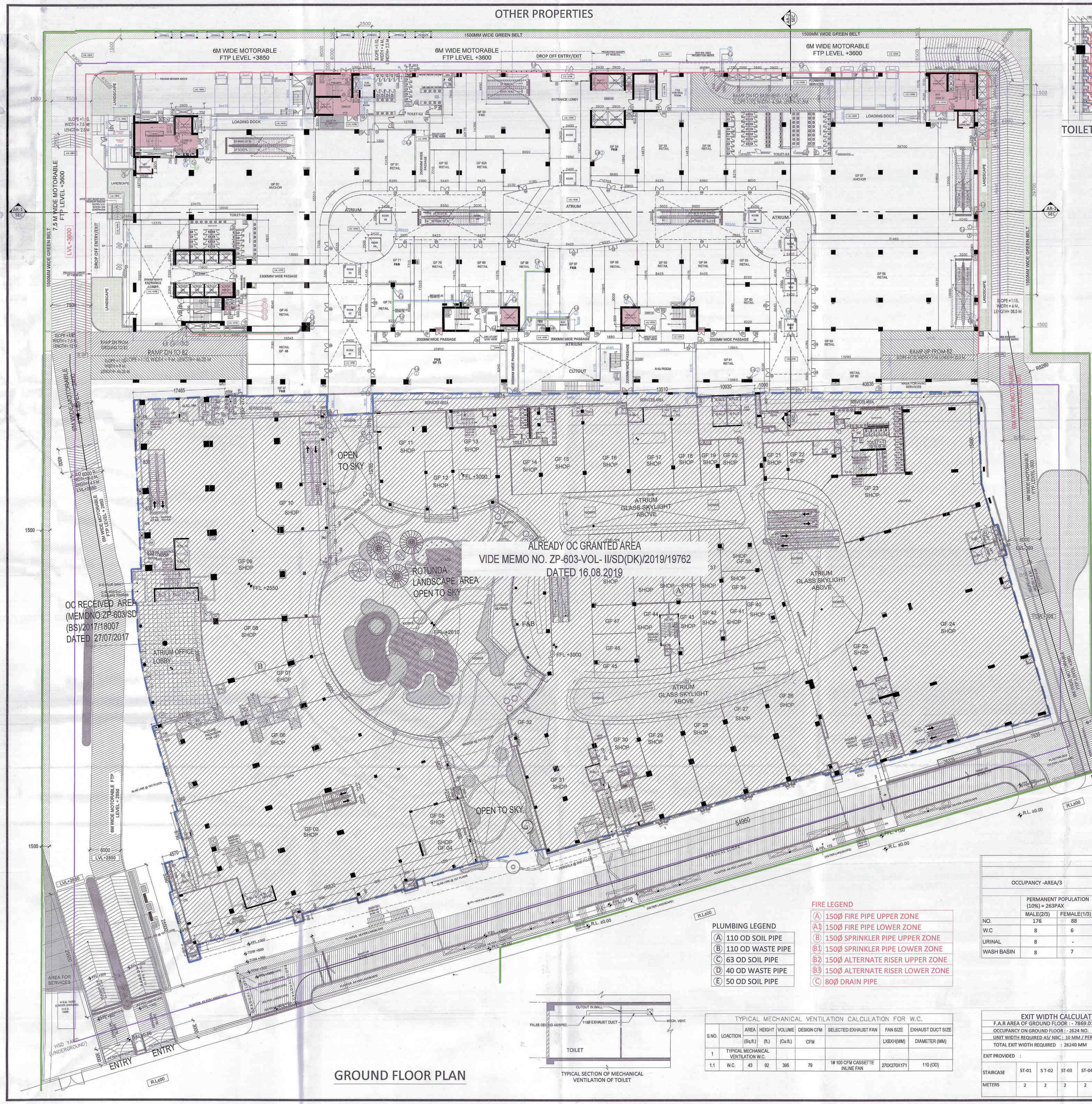

GROUND FLOOR PLAN

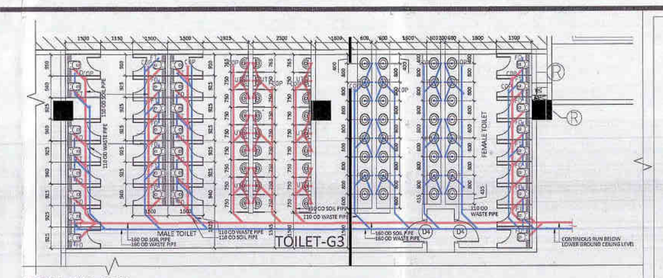

TOILET-G3

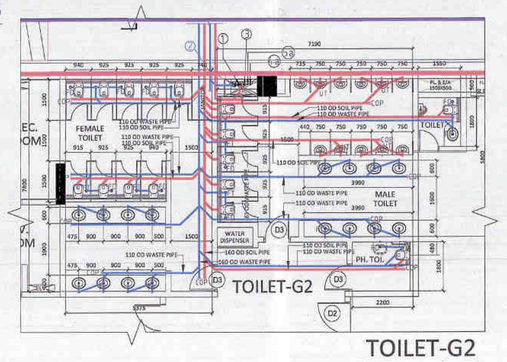

TOILET-G2

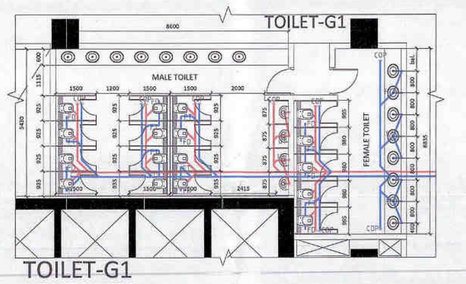

TOILET-G1

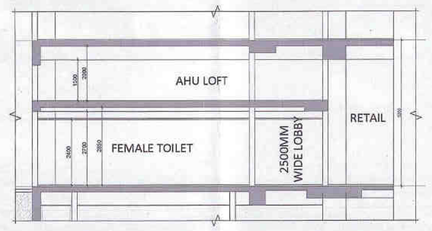

TYPICAL SECTION THROUGH SERVICE CORRIDOR LOFT (2ND FLOOR)

PLUMBING LEGEND

1	110 OD SOIL PIPE
2	110 OD WASTE PIPE
1a	160 OD SOIL PIPE
2a	160 OD WASTE PIPE
3	75 OD ANTISYPHONAGE VENT PIPE
4a	DOMESTIC WATER SUPPLY PIPE (HYDROPNEUMATIC)
5a	FLUSHING WATER SUPPLY PIPE (HYDROPNEUMATIC)
6	DOMESTIC WATER SUPPLY DN TAKE PIPE (OFFICE BLOCK)
7	FLUSHING WATER SUPPLY DN TAKE PIPE (OFFICE BLOCK)
7a	FLUSHING WATER RISER PIPE
8	DOMESTIC WATER RISER PIPE
9	SOFT WATER RISER PIPE
R2	110 OD RAIN WATER PIPE
R	160 OD RAIN WATER PIPE
R1	210 OD RAIN WATER PIPE

NOTES:-
1. ALL DRAWING ARE TO BE READ ONLY AND NOT TO BE SCALED.
2. ALL DIMENSIONS ARE IN MM UNLESS MENTIONED.
3. BASEMENTS ARE MECHANICALLY VENTILATED ONLY.
4. STRUCTURAL SYSTEM: BEAM- COLUMN SYSTEM.
5. SITE AREA IS AS PER APPROVED ZONING PLAN.
6. ALL FLOOR PLANS AND BASEMENTS HAVE AUTOMATIC SPRINKLER SYSTEM FOR FIRE FIGHTING.
7. GATE AND BOUNDARY WALL AS PER STANDARD DETAIL.
8. COMPLETE BUILDING WILL BE CENTRALIZED AIR CONDITIONED AND MECHANICALLY VENTILATED WITH 100% POWER BACKUP.

PROJECT

REVISE BUILDING PLAN FOR SETTING UP OF COMMERCIAL COLONY OVER AN AREA MEASURING 8.9375 ACRES (LICENCE NO, 17 OF 2010 DATED 13.02.2010 AND LICENCE NO. 150 OF 2022 DATED 28.09.2022) IN THE COMMERCIAL BELT OF SECTOR 68, GURUGRAM BEING DEVELOPED BY REACH PROMOTERS PVT. LTD.

ARCHITECTS

ACPL

ISO 9001:2008

Architecture Management Planning

ACPL Design Ltd
www.acplonline.com
E-24 South Extension T:+91 11 24622185 New Delhi 110049. India :+91 11 24646709
E: contact@acplonline.com:+91 11 24634069

This is a "PROVISIONAL BUILDING PLAN" approved only for the purpose of inviting objections from the general public

S.T.P (HQ) Member Secretary B.P.A.C. | S.T.P (G) Member B.P.A.C. | C.T.P (Hr.) Chairman B.P.A.C.

DTP(HQ) ATP(HQ)

TO BE READ ..... THIS OFFICE MEMO NO.: DATED :

JD. PA. A.V.P. DINESH KUMAR PA(HQ)

ARCHITECT'S SEAL & SIGNATURE | JDT (T) MEMBER BPAC SEAL & SIGNATURE

RAM KUMAR GARG ARCHITECT CA/2001/05473

Checked and found ok for Public Health (Internal) Service only subject to comments in in forwarding letter No. 68104 dt 04/5/25

Superintending Engineer (HQ) for Chief Engineer-I HSVP, Panchkula

SCALE :- | NORTH

DRG. TITLE : GROUND FLOOR PLAN

DRAWING NO. 5

SCHEDULE OF DOOR WINDOW

S.NO.	TYPE	SIZE	SILL	LINTEL
1.	FD1	2000X2400	00	2400
2.	FD2	1200X2400	00	2400
3.	FD2	1500X2400	00	2400
4.	D1	2000X2400	00	2400
5.	D2	1200X2400	00	2400
6.	D3	1000X2400	00	2400
7.	FDH	3000X2400	00	2400
8.	FDH2	1500X2400	00	2400
9.	FDE1	3000X3000	00	2400
10.	RS	6000X3000	00	2400
11.	RS1	4000X3000	00	2400
12.	SD1	2000X2400	00	2400
13.	GD1	2400X3000	00	3000
14.	GD2	2000X2400	00	2400
15.	GD3	1500X2400	00	2400

TOILET CALCULATION AT GROUND FLOOR

F.A.R. AREA OF GROUND FLOOR : - 7869.01 SQM

OCCUPANCY -AREA/3 | OCCUPANCY ON GROUND : - 2624 NO.

	PERMANENT POPULATION (10%) = 263PAX		FLOATING POPULATION(90%) = 2,361 PAX		TOTAL REQUIRED		TOTAL PROVIDED	
	MALE(2/3)	FEMALE(1/3)	MALE(2/3)	FEMALE(1/3)	MALE	FEMALE	MALE	FEMALE
NO.	176	88	1574	787				
W.C	8	6	32	16	40	22	41	23
URINAL	8	-	32	-	40	-	43	-
WASH BASIN	8	7	32	16	40	23	42	24

PLUMBING LEGEND

A	110 OD SOIL PIPE
B	110 OD WASTE PIPE
C	63 OD SOIL PIPE
D	40 OD WASTE PIPE
E	50 OD SOIL PIPE

FIRE LEGEND

A	150Ø FIRE PIPE UPPER ZONE
A1	150Ø FIRE PIPE LOWER ZONE
B	150Ø SPRINKLER PIPE UPPER ZONE
B1	150Ø SPRINKLER PIPE LOWER ZONE
B2	150Ø ALTERNATE RISER UPPER ZONE
B3	150Ø ALTERNATE RISER LOWER ZONE
C	80Ø DRAIN PIPE

TYPICAL SECTION OF MECHANICAL VENTILATION OF TOILET

TYPICAL MECHANICAL VENTILATION CALCULATION FOR W.C.

S.NO.	LOACTION	AREA (Sq.ft.)	HEIGHT (ft.)	VOLUME (Cu.ft.)	DESIGN CFM	SELECTED EXHAUST FAN	FAN SIZE LxBXH(MM)	EXHAUST DUCT SIZE DIAMETER (MM)
1	TYPICAL MECHANICAL VENTILATION W.C.							
1.1	W.C.	43	92	395	79	1# 100 CFM CASSETTE INLINE FAN	270X270X171	110 (OD)

EXIT WIDTH CALCULATION AT GROUND FLOOR

F.A.R AREA OF GROUND FLOOR : - 7869.015QM
OCCUPANCY ON GROUND FLOOR : - 2624 NO.
UNIT WIDTH REQUIRED AS/ NBC : 10 MM / PERSON
TOTAL EXIT WIDTH REQUIRED : 26240 MM

EXIT PROVIDED :

STAIRCASE	ST-01	S T-02	ST-03	ST-04	ST-05	ST-06	ST-07	ST-08	ST-09	MAIN EXIT (office)	MAIN EXIT (retail)	MAIN EXIT	TOTAL
METERS	2	2	2	2	2	2	2	2	2	4	4	12	38