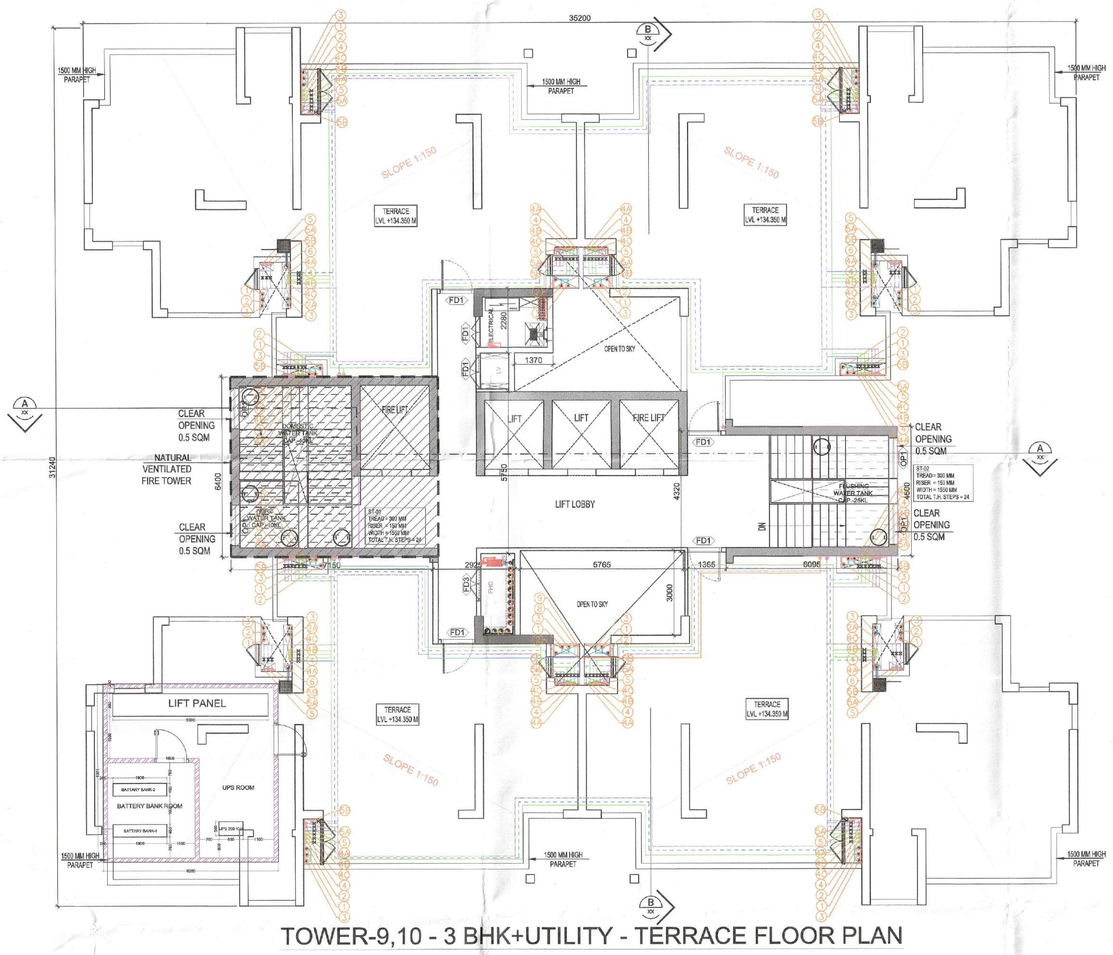

TOWER-9,10 - 3 BHK+UTILITY - TERRACE FLOOR PLAN

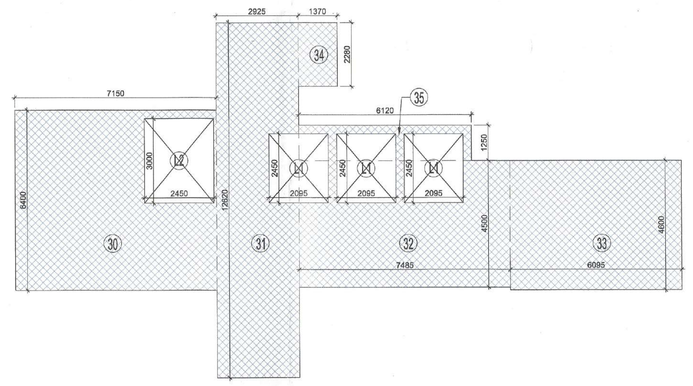

TOWER-9,10 - 3 BHK+UTILITY
AREA DIAGRAM - TERRACE FLOOR PLAN

NON FAR AREA

LEGEND

SYMBOL	DECRIPATION
1	110 OD SOIL AND VENT PIPE
2	110 OD WASTE AND VENT PIPE
2A	110 OD KITCEHN WASTE AND VENT PIPE
3	110 OD ANTISYPHONAGE PIPE
4	DOMESTIC WATER SUPPLY DN. TAKE PIPE
4A	DOMESTIC WATER SUPPLY DN. TAKE PIPE FOR TOP FIVE FLOORS (PRESSURE SUPPLY)
4B	DOMESTIC WATER SUPPLY DN. TAKE PIPE
4C	DOMESTIC WATER SUPPLY DN. TAKE PIPE
5	FLUSHING WATER SUPPLY DN. TAKE PIPE
5A	FLUSHING WATER SUPPLY DN. TAKE PIPE
5B	FLUSHING WATER SUPPLY DN. TAKE PIPE
6	150 OD uPVC TERRACE RAIN WATER PIPE
7	100Ø uPVC RAIN WATER PIPE (BALCONY)
8	DOMESTIC WATER SUPPLY RISER
9	FLUSHING WATER SUPPLY RISER
FD	FLOOR DRAIN
FT	FLOOR TRAP
	LEDGE WALL
	CUTOUT IN FLOOR

PIPE DIA'S

S.NO.	SYMBOL	DESCRIPTION
1	WB. TO FT	40 OD
2	FD. TO FT	63 OD
3	URINAL TO UT	50 OD
4	FT. TO VERTICAL STACK/ HORIZONTAL	110 OD
5	WC. TO VERTICAL STACK/ HORIZONTAL	110 OD
6	UT. TO VERTICAL STACK / HORIZONTAL	110 OD

TOWER - 9 & 10							
BUILT-UP AREA CALCULATION FOR TERRACE FLOOR							
COMMON AREA BUILT-UP AREA							
S.NO.	PARTICULARS						AREA (SQMT)
30	1	X	7.150	X	6.400	=	45.760
31	1	X	2.925	X	12.620	=	36.914
32	1	X	7.485	X	4.500	=	33.683
33	1	X	6.095	X	4.600	=	28.037
34	1	X	1.370	X	2.280	=	3.124
35	1	X	6.120	X	1.250	=	7.650
TOTAL ADDITION AREA (A)						=	155.167
Deductions							
L1	3	X	2.095	X	2.450	=	15.398
L2	1	X	3.000	X	2.450	=	7.350
TOTAL DEDUCTION AREA (B)						=	22.748
TOTAL TOWER'S TERRACE FLOOR BUILT-UP AREA (C) = A - B						=	132.418

TERRACE FLOOR LEVEL

TERRACE FLOOR
+137.950 F.F.L.

MUMTY FLOOR LEVEL

MUMTY FLOOR
+141.150 F.F.L.

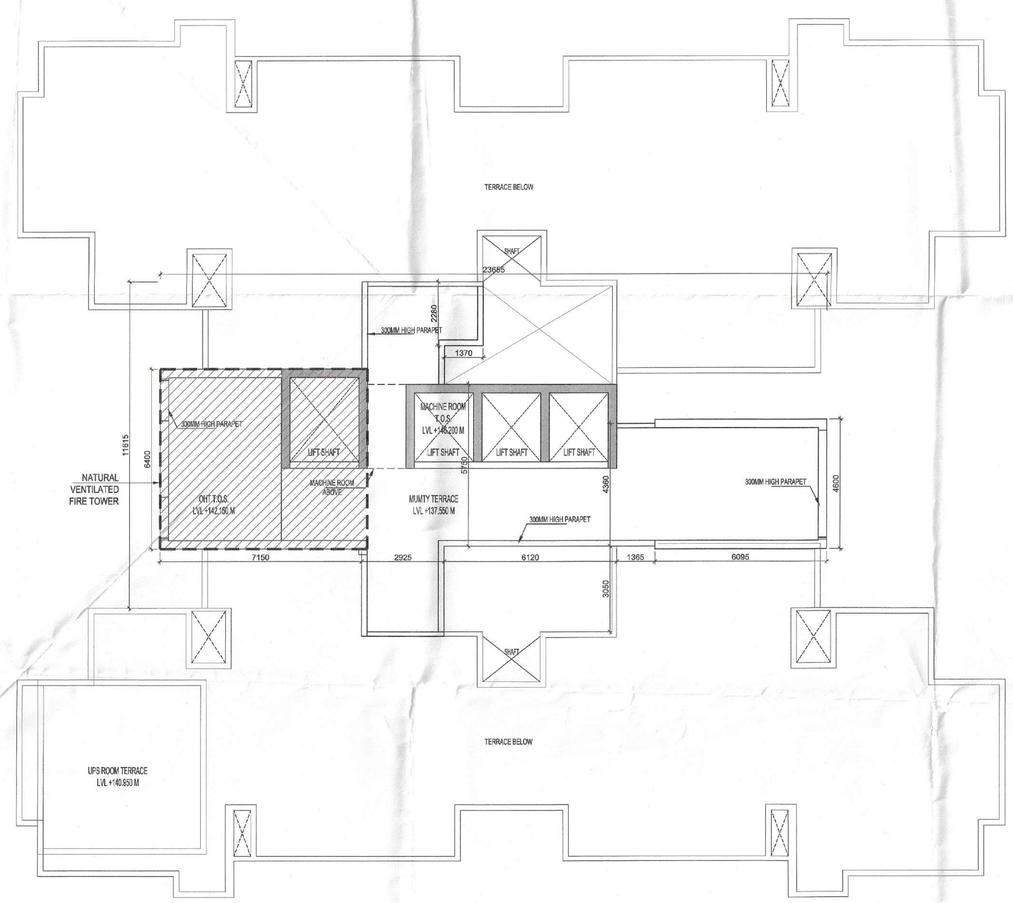

TOWER-9,10 - 3 BHK+UTILITY - MUMTY FLOOR PLAN

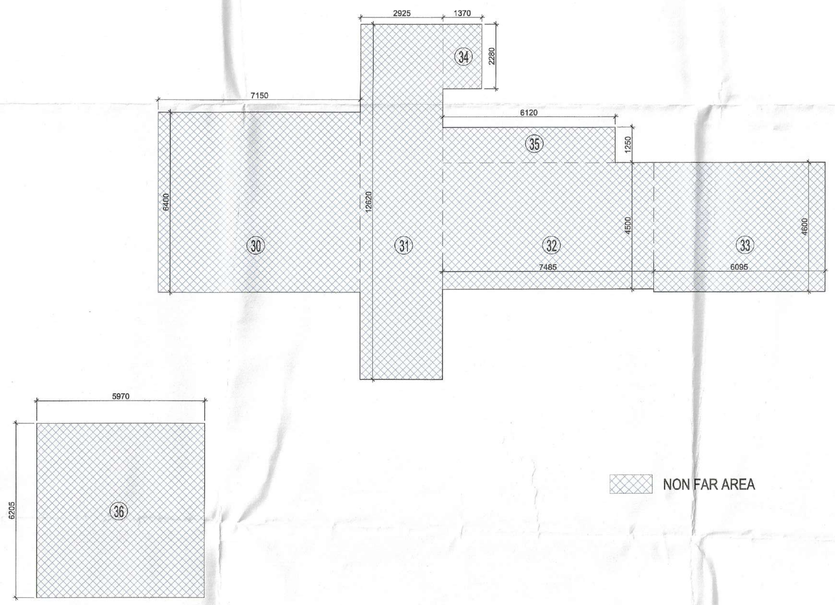

NON FAR AREA

TOWER-9,10 - 3 BHK+UTILITY
AREA DIAGRAM - MUMTY FLOOR PLAN

TOWER - 9 & 10							
BUILT-UP AREA CALCULATION FOR MUMTY							
COMMON AREA BUILT UP AREA							
S.NO.	PARTICULARS						AREA (SQMT)
30	1	X	7.150	X	6.400	=	45.760
31	1	X	2.925	X	12.620	=	36.914
32	1	X	7.485	X	4.410	=	33.009
33	1	X	6.095	X	4.600	=	28.037
34	1	X	1.370	X	2.280	=	3.124
35	1	X	6.120	X	1.250	=	7.650
36	1	X	5.970	X	6.205	=	37.044
TOTAL ADDITION AREA (A)						=	191.537
TOTAL TOWER'S MUMTY FLOOR BUILT UP AREA (A)						=	191.537

DOORS & WINDOWS OPENING SCHEDULE (TYPICAL FLOOR)

S.NO.	TYPE	WIDTH	HEIGHT	SILL LVL.	LINTEL LVL.	LOCATIONS	
1	D1	1000	2600	±0.00	+2800	BEDROOM- 1 , 2	
2	FD2	1200	2600	±0.00	+2800	ENTRANCE	1 HOUR FIRE RATED
3	D3	800	2600	±0.00	+2800	TOILET UTILITY	
4	SD1	1375	2600	±0.00	+2800	BEDROOM -1	
5	SD2	2100	2600	±0.00	+2800	BEDROOM -2	
6	SD3	4500	2600	±0.00	+2800	DRAWING ROOM	
7	SD4	1515	2600	±0.00	+2800	BEDROOM -2	
8	DW1	900+950	2800/1550	±0.00/+1250	+2800	KITCHEN	
9	W1	500	1900	+900	+2800	MASTER BEDROOM	
10	W2	1450	1900	+900	+2800	STAIRCASE	
11	V1	750	1550	+1250	+2800	TOILET	
12	V1	450	1550	+1250	+2800	TOILET	
13	FD1	1200	2600	±0.00	+2800	LV , ELEC , FHC	1 HOUR FIRE RATED

Sign & Stamp

S.T.P.(HQ) Member Secretary B.P.A.C. — S.T.P.(G) Member B.P.A.C. — C.T.P.(HR) Chairman B.P.A.C.

DTP(HQ) — ATP(HQ)

J.D. — PA — A.T.P.

DINESH KUMAR PA(HQ)

SANCTIONED
TO BE READ WITH THIS OFFICE
MEMO NO.: 190018
DATED : 21-05-2025

JTP (HQ) Member BPAC

Checked and found ok for Public Health (Internal) Service only subject to comments in in forwarding letter No. 105238 dt. 01/04/25

Superintending Engineer (HQ) for Chief Engineer-I, HSVP, Panchkula

NOTE:- ALL TOILETS ARE MECHANICALLY VENTILATED WITH 100% POWER BACKUP

PROJECT :

BUILDINGS PLANS OF PHASE-II & NO PHASE (EWS & NURSERY SCHOOL) PART OF GROUP HOUSING COLONY AREA MEASURING 22.50 ACRES (LICENCE NO.9 OF 2010 DATED 23.01.2010) IN SECTOR-71, GURUGRAM BEING DEVELOPED BY SIGNATURE GLOBAL (INDIA) LTD.

CLIENT :

SIGNATURE GLOBAL INDIA LTD.

ARCHITECT :

Confluence
NEW DELHI , INDIA
F - 1, FIRST FLOOR, MIRA CORPORATE SUITES, ISHWAR NAGAR Ph- +91-11-26929684 cod@inconfluence.com Member of IGBC
N.D. - 65, INDIA Ph- +91-11-40564766 www.inconfluence.com ISO - 9001 : 2000
architecture urban design hospitality interiors

CLIENT'S SIGN & STAMP — ARCHITECT'S SIGN & STAMP

For Signature Global (India) Limited
Director/ Authorised Signatory

DRAWING TITLE

TOWER 9 & 10
TERRACE PLAN, MUMTY PLAN & AREA DIAGRAM

SCALE	NORTH	DRAWING NO.
1:100		24