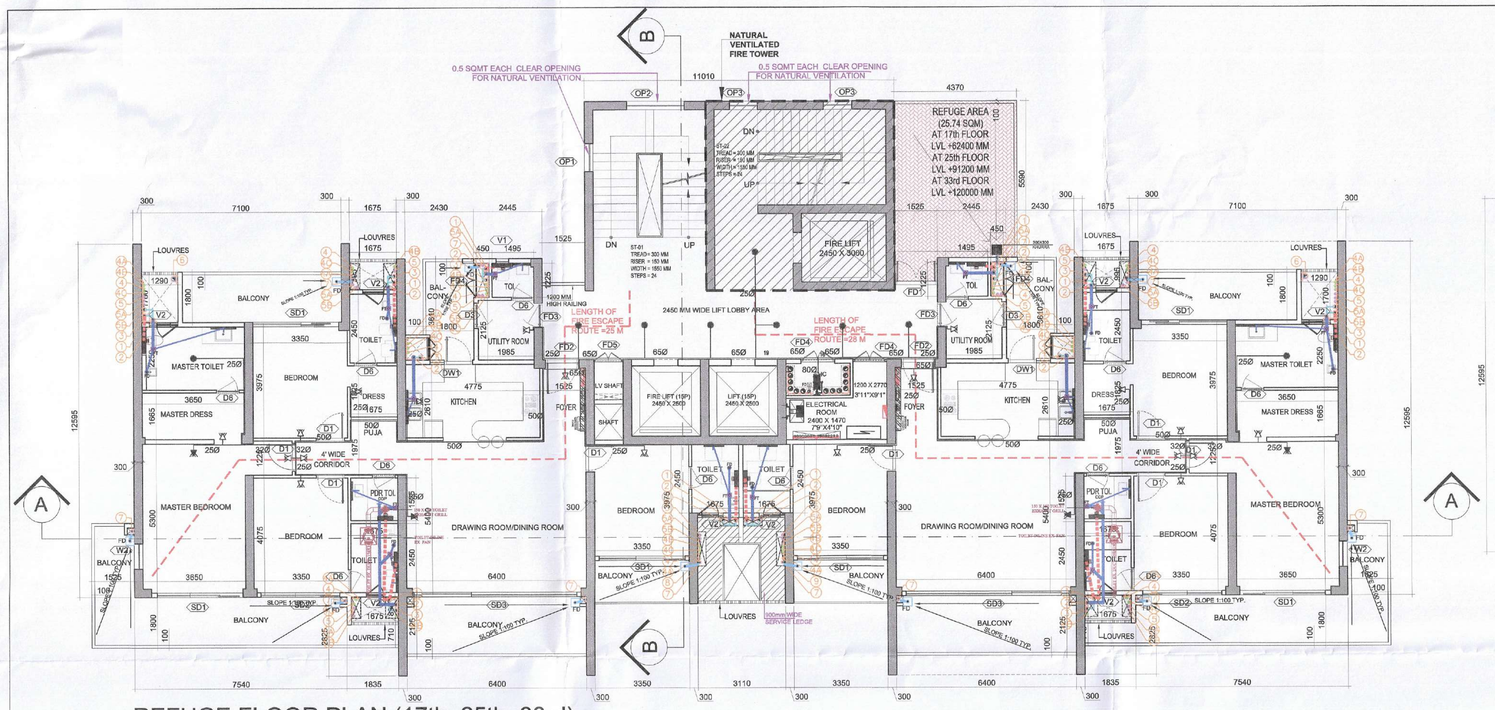

REFUGE FLOOR PLAN (17th, 25th, 33rd)

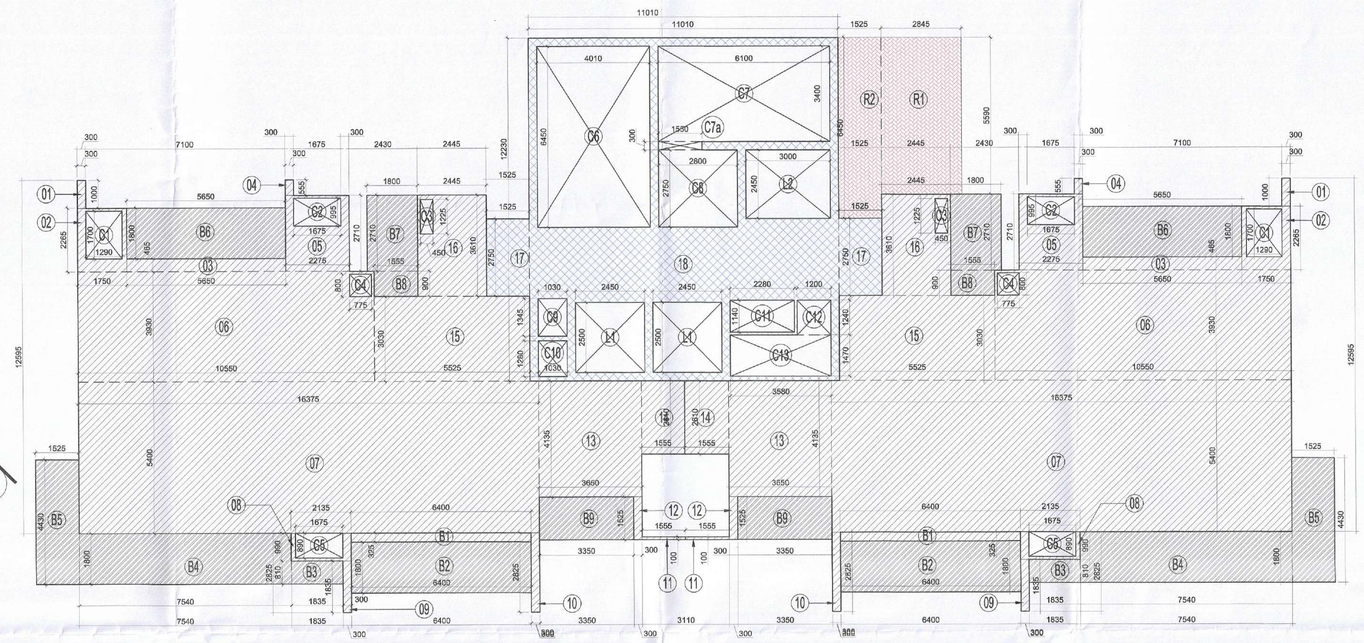

REFUGE FLOOR AREA DIAGRAM (17th, 25th, 33rd)

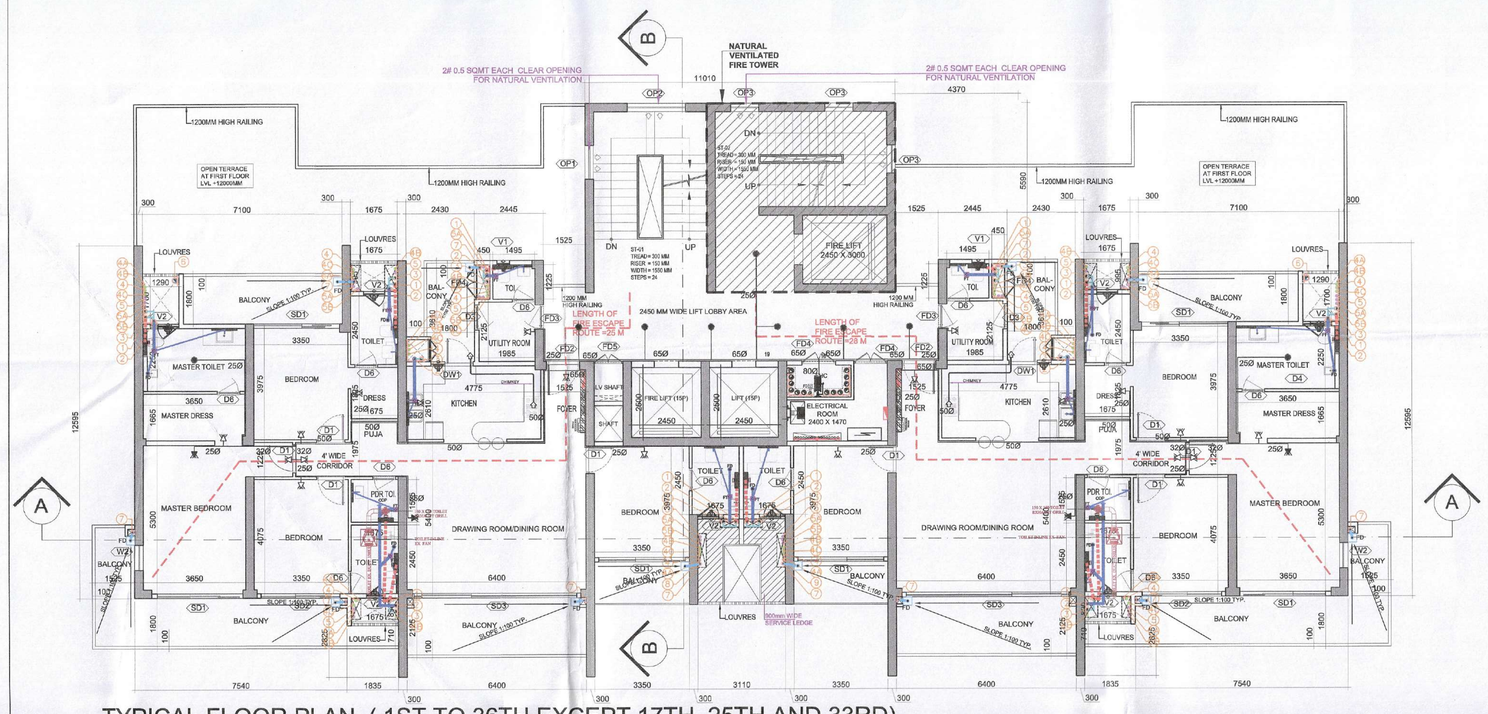

TYPICAL FLOOR PLAN (1ST TO 36TH EXCEPT 17TH, 25TH AND 33RD)

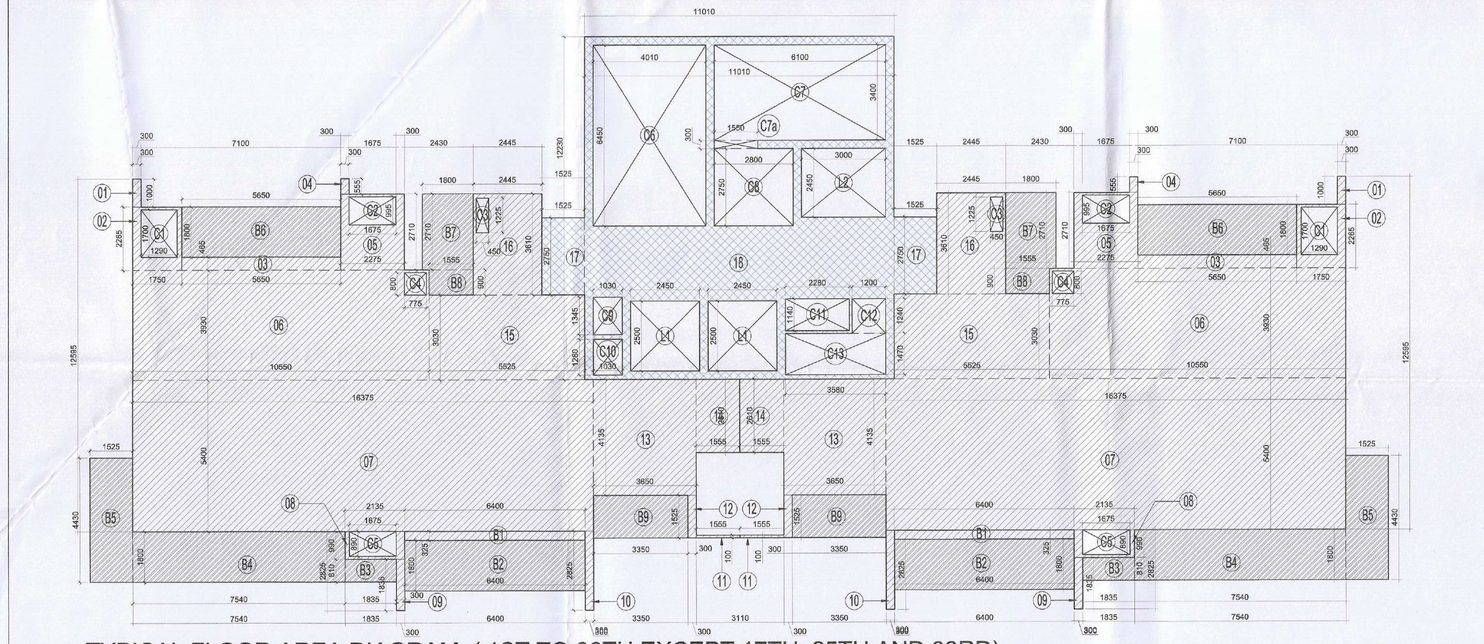

TYPICAL FLOOR AREA DIAGRAM (1ST TO 36TH EXCEPT 17TH, 25TH AND 33RD)

TOWER - 1							
F.A.R. AREA CALCULATION FOR TYPICAL FLOOR							
UNIT FAR							
S.NO.	PARTICULARS						AREA (SQMT)
1	1	X	0.300	X	1.000	=	0.300
2	1	X	1.750	X	2.265	=	3.964
3	1	X	5.650	X	0.465	=	2.627
4	1	X	0.300	X	0.555	=	0.167
5	1	X	2.275	X	2.710	=	6.165
6	1	X	10.550	X	3.930	=	41.462
7	1	X	16.375	X	5.400	=	88.425
8	1	X	2.135	X	0.990	=	2.114
9	1	X	0.300	X	1.835	=	0.551
10	1	X	0.300	X	2.825	=	0.848
11	1	X	1.555	X	0.100	=	0.156
12	1	X	1.525	X	0.300	=	0.458
13	1	X	3.650	X	4.135	=	15.093
14	1	X	1.555	X	2.610	=	4.059
15	1	X	5.525	X	3.030	=	16.741
16	1	X	2.445	X	3.610	=	8.826
81	1	X	0.325	X	6.400	=	2.080
TOTAL UNIT ADDITION AREA (A)						=	194.032
Deductions							
C1	1	X	1.290	X	1.700	=	2.193
C2	1	X	1.675	X	0.995	=	1.667
C3	1	X	0.450	X	1.225	=	0.551
C4	1	X	0.775	X	0.800	=	0.620
C5	1	X	1.675	X	0.860	=	1.441
TOTAL UNIT DEDUCTION AREA (B)						=	6.522
TOTAL UNIT FAR AREA (C) = A - B						=	187.511
COMMON AREA FAR							
S.NO.	PARTICULARS						AREA (SQMT)
17	2	X	1.525	X	2.750	=	8.388
18	1	X	11.010	X	12.230	=	134.652
TOTAL COMMON ADDITION AREA (D)						=	143.040
Deductions							
L1	2	X	2.450	X	2.500	=	12.250
L2	1	X	3.000	X	2.450	=	7.350
C6	1	X	4.010	X	6.450	=	25.865
C7	1	X	6.100	X	3.400	=	20.740
C7a	1	X	1.550	X	0.300	=	0.465
C8	1	X	2.800	X	2.750	=	7.700
C9	1	X	1.030	X	1.345	=	1.385
C10	1	X	1.030	X	1.280	=	1.318
C11	1	X	2.280	X	1.140	=	2.599
C12	1	X	1.200	X	1.240	=	1.488
C13	1	X	3.580	X	1.470	=	5.263
TOTAL COMMON DEDUCTION AREA (E)						=	86.423
TOTAL COMMON FAR AREA (F) = D - E						=	56.617
TOTAL TOWER'S TYPICAL FLOOR FAR AREA (2C+F)						=	431.638

TOWER - 1							
BUILT-UP AREA CALCULATION FOR TYPICAL FLOOR							
UNIT BUILT UP AREA							
S.NO.	PARTICULARS						AREA (SQMT)
1	1	X	0.300	X	1.000	=	0.300
2	1	X	1.750	X	2.265	=	3.964
3	1	X	5.650	X	0.465	=	2.627
4	1	X	0.300	X	0.555	=	0.167
5	1	X	2.275	X	2.710	=	6.165
6	1	X	10.550	X	3.930	=	41.462
7	1	X	16.375	X	5.400	=	88.425
8	1	X	2.135	X	0.990	=	2.114
9	1	X	0.300	X	1.835	=	0.551
10	1	X	0.300	X	2.825	=	0.848
11	1	X	1.555	X	0.100	=	0.156
12	1	X	1.525	X	0.300	=	0.458
13	1	X	3.650	X	4.135	=	15.093
14	1	X	1.555	X	2.610	=	4.059
15	1	X	5.525	X	3.030	=	16.741
16	1	X	2.445	X	3.610	=	8.826
81	1	X	0.325	X	6.400	=	2.080
82	1	X	1.600	X	6.400	=	11.520
83	1	X	1.835	X	0.810	=	1.486
84	1	X	7.540	X	1.800	=	13.572
85	1	X	1.525	X	4.430	=	6.756
86	1	X	5.650	X	1.800	=	10.170
87	1	X	1.860	X	2.710	=	4.876
88	1	X	1.555	X	0.900	=	1.400
89	1	X	3.350	X	1.525	=	5.109
TOTAL UNIT ADDITION AREA (A)						=	248.923
Deductions							
C1	1	X	1.290	X	1.700	=	2.193
C2	1	X	1.675	X	0.995	=	1.667
C3	1	X	0.450	X	1.225	=	0.551
C4	1	X	0.775	X	0.800	=	0.620
C5	1	X	1.675	X	0.860	=	1.441
TOTAL UNIT DEDUCTION AREA (B)						=	6.522
TOTAL UNIT BUILT UP AREA (C) = A - B						=	242.401
COMMON AREA BUILT UP AREA							
S.NO.	PARTICULARS						AREA (SQMT)
17	2	X	1.525	X	2.750	=	8.388
18	1	X	11.010	X	12.230	=	134.652
TOTAL COMMON ADDITION AREA (D)						=	143.040
Deductions							
L1	2	X	2.450	X	2.500	=	12.250
L2	1	X	3.000	X	2.450	=	7.350
C10	1	X	1.030	X	1.280	=	1.318
TOTAL COMMON DEDUCTION AREA (E)						=	20.918
TOTAL COMMON BUILT UP AREA (F) = D - E						=	122.121
TOTAL TOWER'S TYPICAL FLOOR BUILT UP AREA (2C+F)						=	605.924

TOWER - 1							
F.A.R. AREA CALCULATION FOR REFUGE FLOOR							
UNIT FAR							
S.NO.	PARTICULARS						AREA (SQMT)
1	1	X	0.300	X	1.000	=	0.300
2	1	X	1.750	X	2.265	=	3.964
3	1	X	5.650	X	0.465	=	2.627
4	1	X	0.300	X	0.555	=	0.167
5	1	X	2.275	X	2.710	=	6.165
6	1	X	10.550	X	3.930	=	41.462
7	1	X	16.375	X	5.400	=	88.425
8	1	X	2.135	X	0.990	=	2.114
9	1	X	0.300	X	1.835	=	0.551
10	1	X	0.300	X	2.825	=	0.848
11	1	X	1.555	X	0.100	=	0.156
12	1	X	1.525	X	0.300	=	0.458
13	1	X	3.650	X	4.135	=	15.093
14	1	X	1.555	X	2.610	=	4.059
15	1	X	5.525	X	3.030	=	16.741
16	1	X	2.445	X	3.610	=	8.826
81	1	X	0.325	X	6.400	=	2.080
82	1	X	1.600	X	6.400	=	11.520
83	1	X	1.835	X	0.810	=	1.486
84	1	X	7.540	X	1.800	=	13.572
85	1	X	1.525	X	4.430	=	6.756
86	1	X	5.650	X	1.800	=	10.170
87	1	X	1.860	X	2.710	=	4.876
88	1	X	1.555	X	0.900	=	1.400
89	1	X	3.350	X	1.525	=	5.109
TOTAL UNIT ADDITION AREA (A)						=	248.923
Deductions							
C1	1	X	1.290	X	1.700	=	2.193
C2	1	X	1.675	X	0.995	=	1.667
C3	1	X	0.450	X	1.225	=	0.551
C4	1	X	0.775	X	0.800	=	0.620
C5	1	X	1.675	X	0.860	=	1.441
TOTAL UNIT DEDUCTION AREA (B)						=	6.522
TOTAL UNIT FAR AREA (C) = A - B						=	187.511
COMMON AREA FAR							
S.NO.	PARTICULARS						AREA (SQMT)
17	2	X	1.525	X	2.750	=	8.388
18	1	X	11.010	X	12.230	=	134.652
TOTAL COMMON ADDITION AREA (D)						=	143.040
Deductions							
L1	2	X	2.450	X	2.500	=	12.250
L2	1	X	3.000	X	2.450	=	7.350
C6	1	X	4.010	X	6.450	=	25.865
C7	1	X	6.100	X	3.400	=	20.740
C7a	1	X	1.550	X	0.300	=	0.465
C8	1	X	2.800	X	2.750	=	7.700
C9	1	X	1.030	X	1.345	=	1.385
C10	1	X	1.030	X	1.280	=	1.318
C11	1	X	2.280	X	1.140	=	2.599
C12	1	X	1.200	X	1.240	=	1.488
C13	1	X	3.580	X	1.470	=	5.263
TOTAL COMMON DEDUCTION AREA (E)						=	86.423
TOTAL COMMON FAR AREA (F) = D - E						=	56.617
TOTAL TOWER'S REFUGE FLOOR FAR AREA (2C+F)						=	431.638

TOWER - 1							
BUILT-UP AREA CALCULATION FOR REFUGE FLOOR							
UNIT BUILT UP AREA							
S.NO.	PARTICULARS						AREA (SQMT)
1	1	X	0.300	X	1.000	=	0.300
2	1	X	1.750	X	2.265	=	3.964
3	1	X	5.650	X	0.465	=	2.627
4	1	X	0.300	X	0.555	=	0.167
5	1	X	2.275	X	2.710	=	6.165
6	1	X	10.550	X	3.930	=	41.462
7	1	X	16.375	X	5.400	=	88.425
8	1	X	2.135	X	0.990	=	2.114
9	1	X	0.300	X	1.835	=	0.551
10	1	X	0.300	X	2.825	=	0.848
11	1	X	1.555	X	0.100	=	0.156
12	1	X	1.525	X	0.300	=	0.458
13	1	X	3.650	X	4.135	=	15.093
14	1	X	1.555	X	2.610	=	4.059
15	1	X	5.525	X	3.030	=	16.741
16	1	X	2.445	X	3.610	=	8.826
81	1	X	0.325	X	6.400	=	2.080
82	1	X	1.600	X	6.400	=	11.520
83	1	X	1.835	X	0.810	=	1.486
84	1	X	7.540	X	1.800	=	13.572
85	1	X	1.525	X	4.430	=	6.756
86	1	X	5.650	X	1.800	=	10.170
87	1	X	1.860	X	2.710	=	4.876
88	1	X	1.555	X	0.900	=	1.400
89	1	X	3.350	X	1.525	=	5.109
TOTAL UNIT ADDITION AREA (A)						=	248.923
Deductions							
C1	1	X	1.290	X	1.700	=	2.193
C2	1	X	1.675	X	0.995	=	1.667
C3	1	X	0.450	X	1.225	=	0.551
C4	1	X	0.775	X	0.800	=	0.620
C5	1	X	1.675	X	0.860	=	1.441
TOTAL UNIT DEDUCTION AREA (B)						=	6.522
TOTAL UNIT BUIT UP AREA (C) = A - B						=	242.401
COMMON AREA BUILT UP AREA							
S.NO.	PARTICULARS						AREA (SQMT)
17	2	X	1.525	X	2.750	=	8.388
18	1	X	11.010	X	12.230	=	134.652
TOTAL COMMON ADDITION AREA (D)						=	143.040
Deductions							
L1	2	X	2.450	X	2.500	=	12.250
L2	1	X	3.000	X	2.450	=	7.350
C10	1	X	1.030	X	1.280	=	1.318
TOTAL COMMON DEDUCTION AREA (E)						=	20.918
REFUGE AREA BUILT UP AREA							
S.NO.	PARTICULARS						AREA (SQMT)
R1	1	X	2.845	X	5.560	=	15.904
R2	1	X	1.525	X	6.450	=	9.836
TOTAL REFUGE AREA (R)						=	25.740
TOTAL COMMON BUILT UP AREA (F) = D+R - E						=	147.861
TOTAL TOWER'S REFUGE FLOOR BUILT UP AREA (2C+F)						=	632.663

FAR AREA

BALCONY AREA

COMMON AREA FAR

REFUGE AREA

REFUGE AREA CALCULATION CHART OF TOWER - 1		
GROSS FLOOR AREA OF TYPICAL FLOOR (A)	526.95	SQM
AREA OF TWO CONSECUTIVE FLOOR (B) = A x 2	1053.90	SQM
OCCUPANCY LOAD (C) = B / 12.5 sqm + 0.9 sqm (FOR WHEELCHAIR)	85.21	PERSONS
REFUGE AREA REQUIRED (D) = C x 0.3 sqm	25.564	SQM
REFUGE AREA PROPOSED (E) =	25.740	SQM

TYPICAL FLOOR DOORS & WINDOWS OPENING SCHEDULE

S.NO.	TYPE	WIDTH	HEIGHT	SILL LVL.	LINTEL LVL.	LOCATIONS
1	D1	1000	2800	±0.00	+2800	BEDROOM, MASTER BEDROOM
2	D5	900	2800	±0.00	+2800	TOILET, CHANGING ROOM UTILITY ROOM , STORE
3	D4	700	2800	±0.00	+2800	BATHROOM CUBICLE
4	D6	800	2800	±0.00	+2800	MASTER DRESS , PDR TOILET TO LIFT
5	SD1	3000	1900	±0.00	+2800	BEDROOM , MASTER BEDROOM
6	SD2	2800	1900	±0.00	+2800	BEDROOM
7	SD3	5800	2800	±0.00	+2800	LIVING
8	DW1	1500	2800	±0.00	+2800	KITCHEN
9	FD2	1200	2800	±0.00	+2800	UNIT ENTRANCE (1 HR FIRE RATED)
10	FD3	900	2800	±0.00	+2800	UTILITY ROOM (1 HR FIRE RATED)
11	FD4	1200	2700	+100	+2800	P.H.E., ELEC. ROOM (1 HR FIRE RATED)
12	FD5	1000	2700	+100	+2800	L.V. SHAFT (1 HR FIRE RATED)
13	OP1	1200	1800	+900	+2800	STAIRCASE
14	OP2	2000	1900	+900	+2800	STAIRCASE
15	OP3	1500	1900	+900	+2800	STAIRCASE
16	WD1	900	1900	+900	+2800	BEDROOM
17	V1	450	1500	+1200	+2800	TOILET
18	V2	750	1500	+1200	+2800	MASTER TOILET , TOILET
19	D0	1200	2800	±0.00	+2800	SHOPS

REFUGE FLOOR DOORS & WINDOWS OPENING SCHEDULE

S.NO.	TYPE	WIDTH	HEIGHT	SILL LVL.	LINTEL LVL.	LOCATIONS
1	D1	1000	2800	±0.00	+2800	BEDROOM, MASTER BEDROOM
2	D5	900	2800	±0.00	+2800	TOILET, CHANGING ROOM UTILITY ROOM , STORE
3	D4	700	2800	±0.00	+2800	BATHROOM CUBICLE
4	D6	800	2800	±0.00	+2800	MASTER DRESS , PDR TOILET TO LIFT
5	SD1	3000	1900	±0.00	+2800	BEDROOM , MASTER BEDROOM
6	SD2	2800	1900	±0.00	+2800	BEDROOM
7	SD3	5800	2800	±0.00	+2800	LIVING
8	DW1	1500	2800	±0.00	+2800	KITCHEN
9	FD1	1500	2800	±0.00	+2800	REFUGE BALCONY (2 HR FIRE RATED)
10	FD2	1200	2800	±0.00	+2800	UNIT ENTRANCE (2 HR FIRE RATED)
11	FD3	900	2800	±0.00	+2800	UTILITY ROOM (2 HR FIRE RATED)
12	FD4	1200	2700	+100	+2800	P.H.E., ELEC. ROOM (2 HR FIRE RATED)
13	FD5	1000	2700	+100	+2800	L.V. SHAFT (2 HR FIRE RATED)
14	OP1	1200	1800	+900	+2800	STAIRCASE
15	OP2	2000	1900	+900	+2800	STAIRCASE
16	OP3	1500	1900	+900	+2800	STAIRCASE
17	WD	900	1900	+900	+2800	BEDROOM
18	V1	450	1500	+1200	+2800	TOILET
19	V2	750	1500	+1200	+2800	MASTER TOILET , TOILET

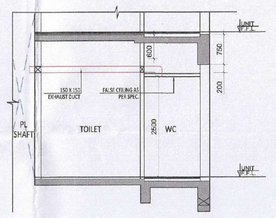

TYPICAL MECHANICAL VENTILATION SECTION FOR W.C

TYPICAL MECHANICAL VENTILATION CALCULATION FOR W.C.
TOWER-1 (TOILET EXHAUST)

S.NO.	Location	Area (sqft)	Height (ft)	Volume (Cu.ft)	Design CFM CFM	No. of Toilet	Selected Exhaust fan CFM	Fan Type	Fan Dia (mm)
2	W.C	26.91	11	300	75	1	100	Cabinet Inline	200 Ø

LEGEND		
SYMBOL		DESCRIPTION
1		110 OD SOIL AND VENT PIPE
2		110 OD WASTE AND VENT PIPE
2A		110 OD KITCHEN WASTE AND VENT PIPE
3		110 OD ANTISYPHONAGE PIPE
4		DOMESTIC WATER SUPPLY DN. TAKE PIPE
4A		DOMESTIC WATER SUPPLY DN. TAKE PIPE FOR TOP FIVE FLOORS (PRESSURE SUPPLY)
4B		DOMESTIC WATER SUPPLY DN. TAKE PIPE
4C		DOMESTIC WATER SUPPLY DN. TAKE PIPE
5		FLUSHING WATER SUPPLY DN. TAKE PIPE
5A		FLUSHING WATER SUPPLY DN. TAKE PIPE
5B		FLUSHING WATER SUPPLY DN. TAKE PIPE
6		150 OD uPVC TERRACE RAIN WATER PIPE
7		100ØD uPVC RAIN WATER PIPE (BALCONY)
8		DOMESTIC WATER SUPPLY RISER
9		FLUSHING WATER SUPPLY RISER
FD		FLOOR DRAIN
FT		FLOOR TRAP
		LEDGE WALL
		CUTOUT IN FLOOR

Sign & Stamp

S.T.P. (HQ) Member Secretary B.P.A.C. — S.T.P. (G) Member B.P.A.C. — C.T.P. (HR) Chairman B.P.A.C.

DTP(HQ) — ATP(HQ)

JD. — PA. — A.T.P.

DINESH KUMAR PA(HQ) — JTP (HQ) Member BPAC

SANCTIONED TO BE READ WITH THE OFFER MEMO NO. 19018 DATED 21-05-2025

Checked and found ok for Public Health (Internal) Service only subject to comments in in forwarding letter No. 1052320 Dt 21/04/25

Superintending Engineer (HQ) Chief Engineer-I HSVP, Panchkula

NOTE:- ALL TOILETS ARE MECHANICALLY VENTILATED WITH 100% POWER BACKUP

PROJECT :

BUILDINGS PLANS OF PHASE-II & NO PHASE (EWS & NURSERY SCHOOL) PART OF GROUP HOUSING COLONY AREA MEASURING 22.50 ACRES (LICENCE NO.9 OF 2010 DATED 23.01.2010) IN SECTOR-71, GURUGRAM BEING DEVELOPED BY SIGNATURE GLOBAL (INDIA) LTD.

CLIENT :

SIGNATURE GLOBAL INDIA LTD.

ARCHITECT :

Confluence
NEW DELHI , INDIA
F - 1, FIRST FLOOR, MIRA CORPORATE SUITES, ISHWAR NAGAR Ph- +91-11-26925684 ccs@inconfluence.com Member of IGBC
N.D. - 65, INDIA Ph- +91-11-40564768 www.inconfluence.com ISO - 9001 : 2000
architecture urban design hospitality interiors

CLIENT'S SIGN & STAMP — ARCHITECT'S SIGN & STAMP

For Signature Global (India) Limited — Director/ Authorised Signatory

DRAWING TITLE

TOWER 01

TYPICAL FLOOR PLAN(1ST TO 36TH FLOOR EXCEPT 17TH, 25TH & 33RD), AREA DIAGRAM & REFUGE FLOOR PLAN-17TH ,25TH & 33RD

SCALE	NORTH	DRAWING NO.
1:100		12