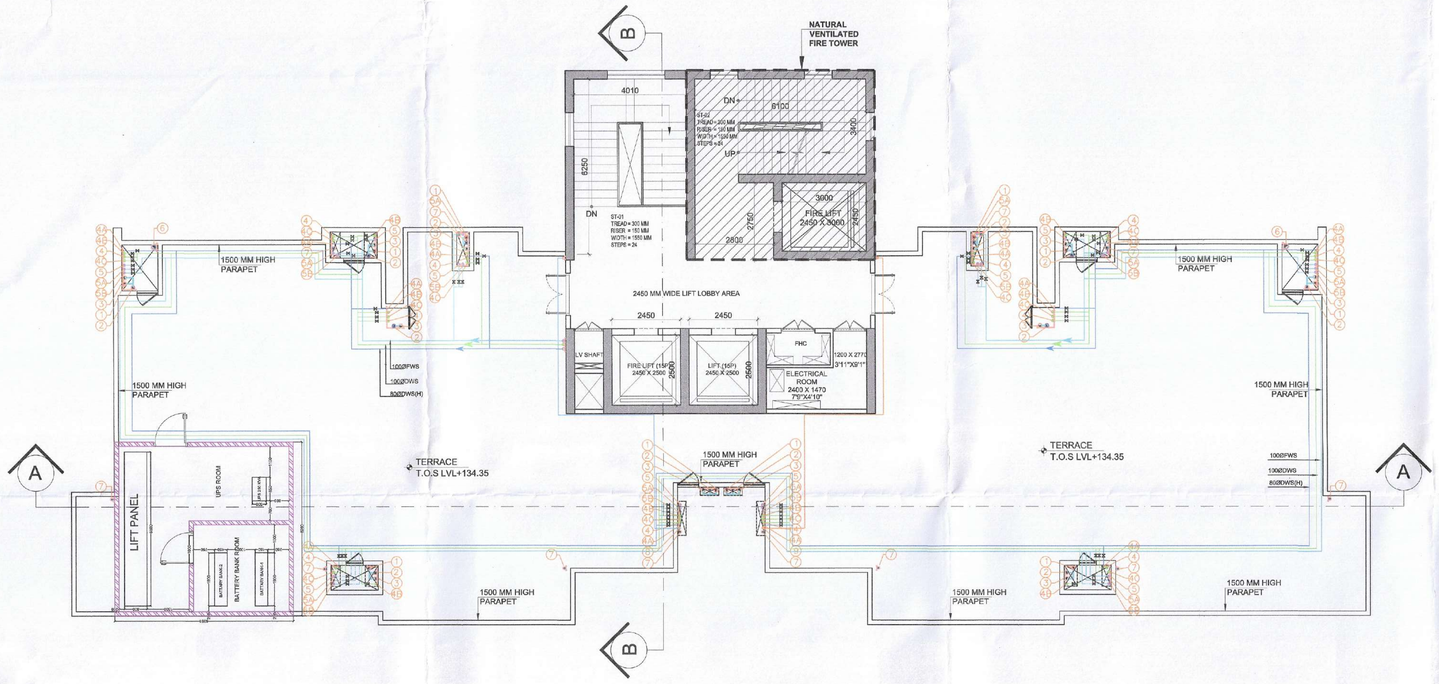

TERRACE FLOOR PLAN

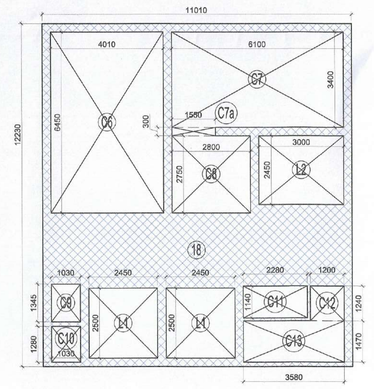

TERRACE AREA DIAGRAM

NON FAR AREA

TOWER - 1							
BUILT-UP AREA CALCULATION FOR TERRACE FLOOR							
COVMON AREA BUILT UP AREA							
S.NO.	PARTICULARS						AREA (SQMT)
18	1	X	11.610	X	12.230	=	134.652
TOTAL COMMON ADDITION AREA (D)						=	134.652
Deductions							
L1	2	X	2.450	X	2.500	=	12.250
L2	1	X	3.000	X	2.450	=	7.350
C10	1	X	1.030	X	1.200	=	1.318
TOTAL COMMON DEDUCTION AREA (E)						=	20.918
TOTAL COMMON BUILT UP AREA (F) = D - E						=	113.734

LEGEND

SYMBOL	DESCRIPTION
1	110 OD SOIL AND VENT PIPE
2	110 OD WASTE AND VENT PIPE
2A	110 OD KITCEHN WASTE AND VENT PIPE
3	110 OD ANTISYPHONAGE PIPE
4	DOMESTIC WATER SUPPLY DN. TAKE PIPE
4A	DOMESTIC WATER SUPPLY DN. TAKE PIPE FOR TOP FIVE FLOORS (PRESSURE SUPPLY)
4B	DOMESTIC WATER SUPPLY DN. TAKE PIPE
4C	DOMESTIC WATER SUPPLY DN. TAKE PIPE
5	FLUSHING WATER SUPPLY DN. TAKE PIPE
5A	FLUSHING WATER SUPPLY DN. TAKE PIPE
5B	FLUSHING WATER SUPPLY DN. TAKE PIPE
6	150 OD uPVC TERRACE RAIN WATER PIPE
7	100Ø uPVC RAIN WATER PIPE (BALCONY)
8	DOMESTIC WATER SUPPLY RISER
9	FLUSHING WATER SUPPLY RISER
FD	FLOOR DRAIN
FT	FLOOR TRAP
	LEDGE WALL
	CUTOUT IN FLOOR

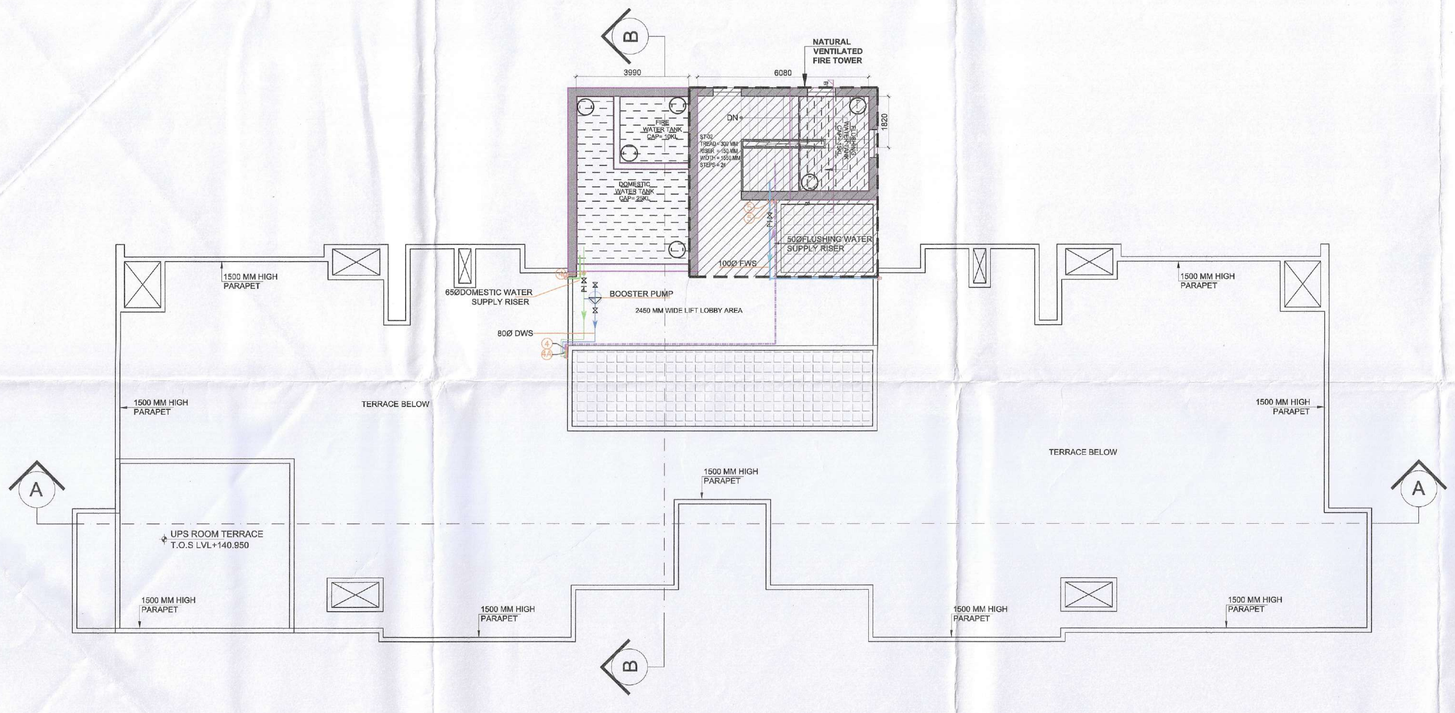

O.H.T , MUMTY & MACHINE ROOM FLOOR PLAN

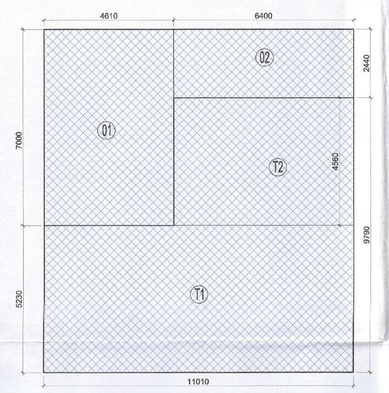

O.H.T , MUMTY & MACHINE ROOM AREA DIAGRAM

NON FAR AREA

TOWER - 1							
BUILT UP AREA CALCULATION FOR O.H.T , MUMTY & MACHINE ROOM							
BUILT UP AREA							
S.NO.	PARTICULARS						AREA (SQMT)
1	1	X	4.610	X	7.000	=	32.270
2	1	X	6.400	X	2.440	=	15.616
T1	1	X	11.010	X	5.230	=	57.582
T2	1	X	4.560	X	6.400	=	29.184
TOTAL BUILT UP (A)						=	134.652

Sign & Stamp

S.T.P.(HQ) Member Secretary B.P.A.C. | S.T.P.(G) Member B.P.A.C. | C.T.P.(HR) Chairman B.P.A.C.

DTP(HQ) | ATP(HQ)

JD. | PA. | ATP.

DINESH KUMAR PA(HQ) | JDTP(HQ) Member BPAC

SANCTIONED TO BE READ WITH THIS OFFICE MEMO NO. 19018 DATED: 21-03-2025

Checked and found ok for Public Health (Internal) Service only subject to comments in forwarding letter No. 6530 dt 01/04/25

Superintending Engineer (HQ) Civil Engineer-I HSVP, Panchkula

PROJECT :

BUILDINGS PLANS OF PHASE-II & NO PHASE (EWS & NURSERY SCHOOL) PART OF GROUP HOUSING COLONY AREA MEASURING 22.50 ACRES (LICENCE NO.9 OF 2010 DATED 23.01.2010) IN SECTOR-71, GURUGRAM BEING DEVELOPED BY SIGNATURE GLOBAL (INDIA) LTD.

CLIENT :

SIGNATURE GLOBAL INDIA LTD.

ARCHITECT :

Confluence
NEW DELHI , INDIA
F - 1, FIRST FLOOR, MIRA CORPORATE SUITES, ISHWAR NAGAR N.D. - 65, INDIA Ph.-+91-11-26925684 Ph.-+91-11-40364766 cce@inconfluence.com www.inconfluence.com Member of IGBC ISO - 9001 : 2000
architecture urban design hospitality interiors

CLIENT'S SIGN & STAMP

For Signatureglobal (India) Limited
Director / Authorised Signatory

ARCHITECT'S SIGN & STAMP

SMT. SUJATA SUBRAMANIAN ARCHITECT Reg. No. CA/2000/20001 NEW DELHI

DRAWING TITLE

TOWER 01
TERRACE PLAN, OHT & MUMTY PLAN & AREA DIAGRAM

SCALE	NORTH	DRAWING NO.
1:100		13