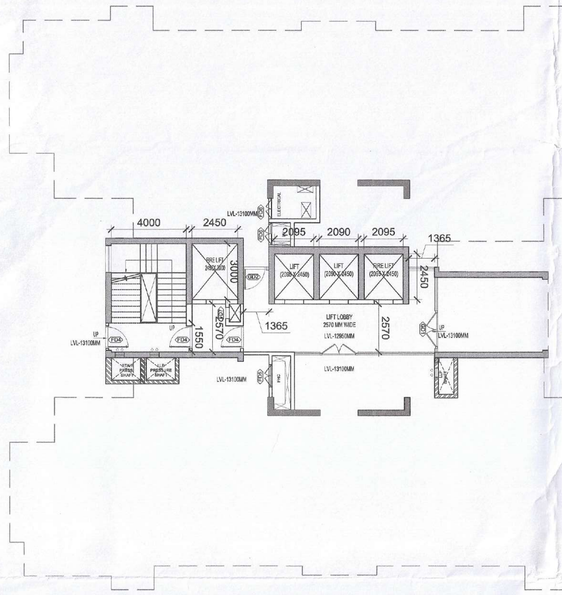

TOWER-9,10 LOBBY PLAN (SCALE - 1:150)

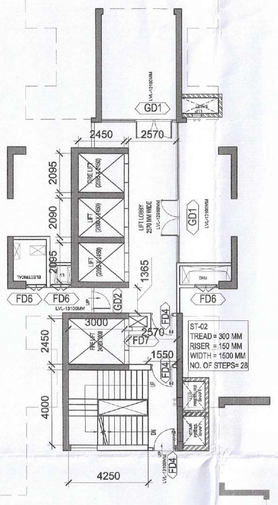

TOWER-11,12 &14 LOBBY PLAN (SCALE - 1:150)

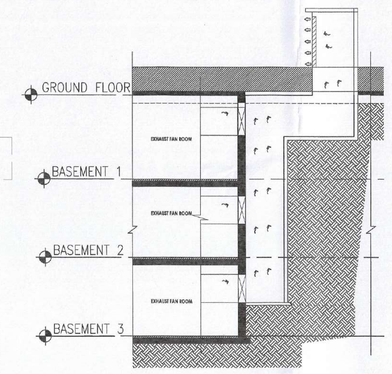

SCHEMATIC SECTION FOR EXHAUST/ SUPPLY ROOM

DOORS & WINDOWS OPENING SCHEDULE							
S.NO.	TYPE	WIDTH	HEIGHT	SILL LVL.	LINTEL LVL.	LOCATIONS
1	D1	2000	2800	±0.00	+2800	LIFT LOBBY
2	FD1	2400	2800	±0.00	+2800	CLUB STAIRCASE, D.G. PLANT ROOM, LT PANEL ROOM(2 HOUR FIRE RATED)
3	FD2	1800	2800	±0.00	+2800	TRANSFORMER ROOM, AIR WASHER ROOM(2 HOUR FIRE RATED)
4	FD3	1500	2700	+100	+2800	STAIRCASE(2 HOUR FIRE RATED)
5	FD4	1200	2700	+100	+2800	STAIRCASE (2 HOUR FIRE RATED)
6	FD5	1200	2700	+100	+2800	FAN ROOM(2 HOUR FIRE RATED)
7	FD6	1000	2700	+100	+2800	F.H.C ELECTRICAL LV SHAFT EXHAUST ROOM, UPS (2 HOUR FIRE RATED)
8	FD7	600	2700	+100	+2800	F.H.C
9	GL1	6450	2800	±0.00	+2800	LIFT LOBBY
10	OF1	1700	B.O.B.	+1200	B.O.B.	STAIRCASE
11	OF2	4050	B.O.B.	+1200	B.O.B.	STAIRCASE
12	OF3	1200	B.O.B.	+1200	B.O.B.	STAIRCASE
13	OF4	1000	B.O.B.	+1200	B.O.B.	STAIRCASE
14	D2	1500	2800	±0.00	+2800	STORE
15						

BASEMENT-3 NORTH SIDE ECS CALCULATION		
		SQM
TOTAL BASEMENT-3 AREA	A	24913.085
SERVICES AREA+LOBBY + CORE AREA +RAMP AREA	B	3644.233
PARKING AREA FOR ECS	C=A-B	21268.852
ECS @ 32 SQM	C/32	664.652
PROVIDED PARKING BAYS		488

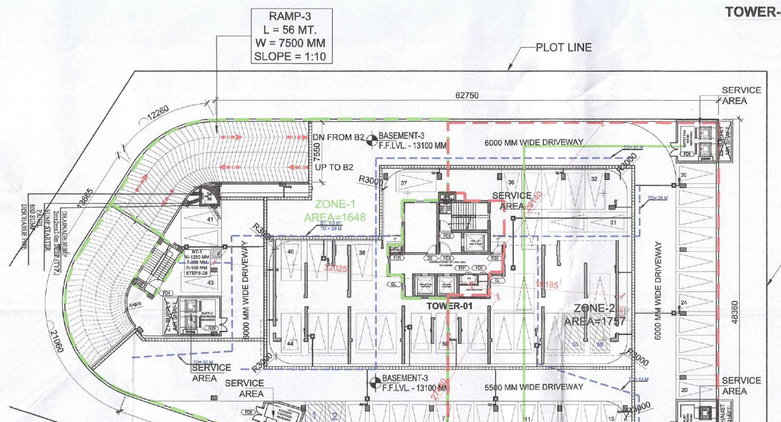

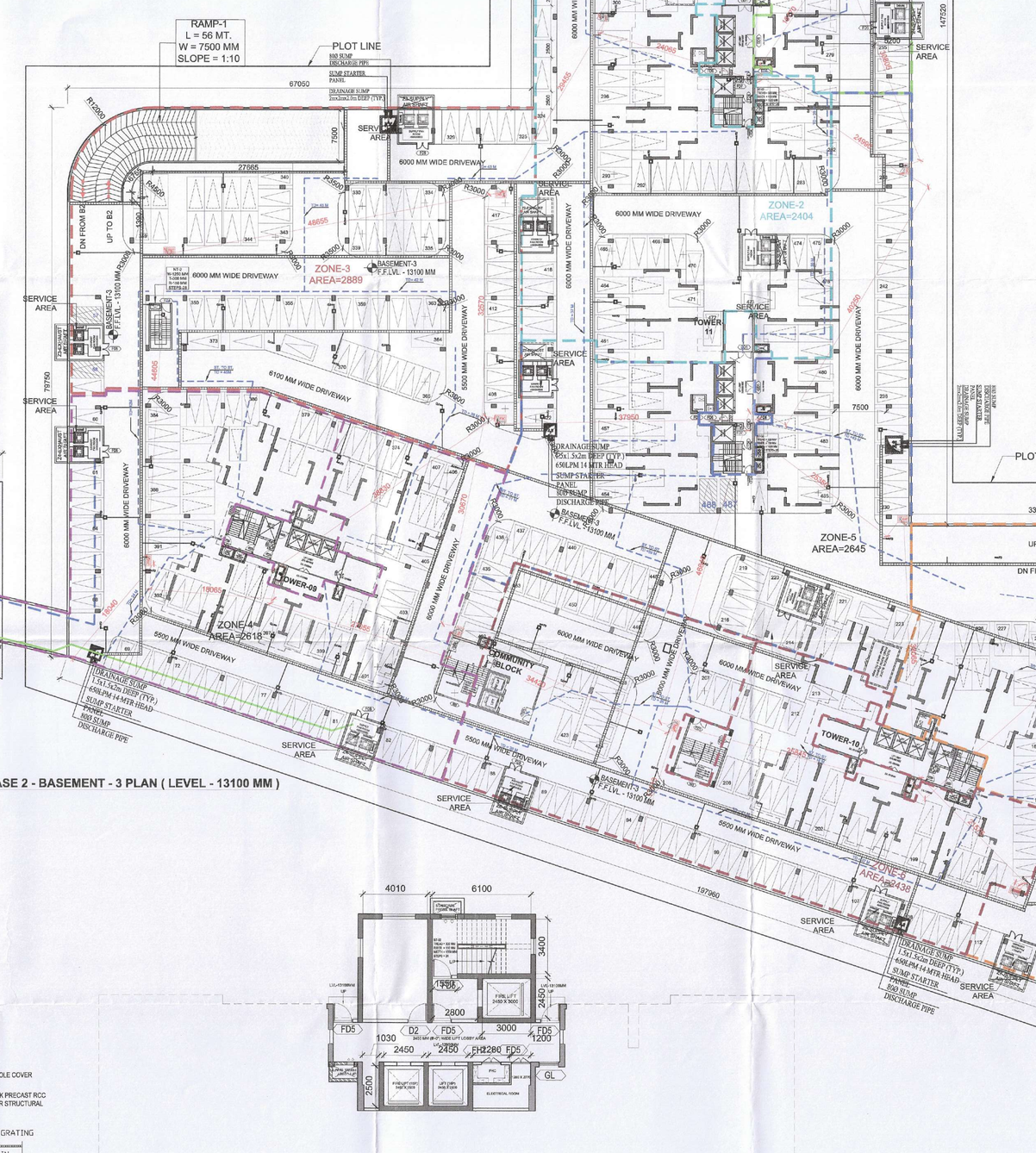

PHASE 2 - BASEMENT - 3 PLAN (LEVEL - 13100 MM)

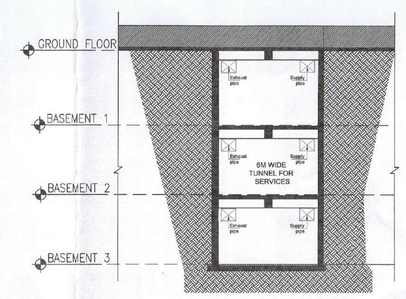

TUNNEL SECTION FOR SERVICES

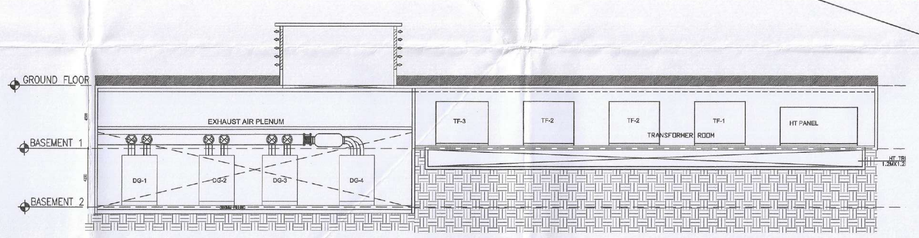

SCHEMATIC SECTION

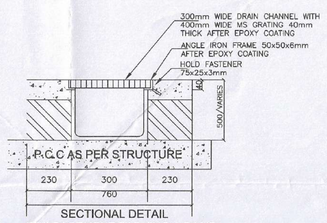

SECTIONAL DETAIL
FOR BASEMENT PARKING & RAMP
DRAIN CHANNEL WITH GRATING
SCALE=N.T.S.

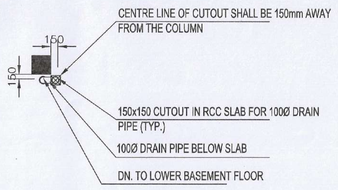

DRAINAGE PIPE
FIXING ARRANGEMENT DETAIL
SCALE = N.T.S.

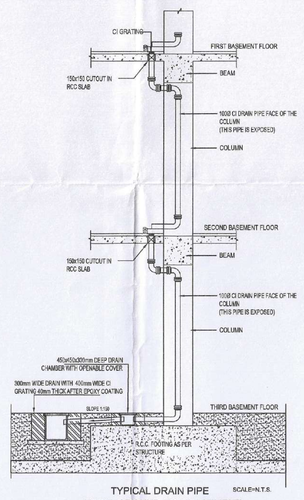

TYPICAL DRAIN PIPE
FROM GROUND TO L.BASEMENT
SCALE=N.T.S.

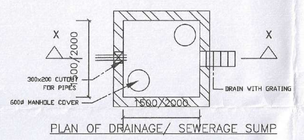

PLAN OF DRAINAGE/ SEWERAGE SUMP

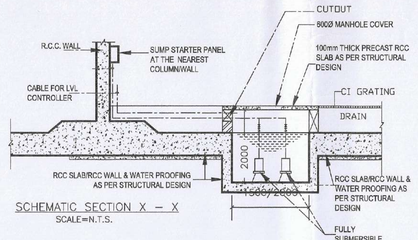

SCHEMATIC SECTION X – X
SCALE=N.T.S.

TOWER -1 LOBBY PLAN (SCALE - 1:150)

NOTE:- "BACK TO BACK PARKING IS FOR SINGLE UNIT AND NOT COUNTED IN NO. OF PARKING.

Sign & Stamp

S.T.P.(HQ) Member Secretary B.P.A.C. — S.T.P.(G) Member B.P.A.C. — C.T.P.(HR) Chairman B.P.A.C.

DTP(HQ) — ATP(HQ)

SR.JD. — PA. — A.H.P.

DINESH KUMAR PA(HQ) — JD(HQ) Member BPAC

SANCTIONED
TO BE READ WITH THIS OFFICE
MEMO NO.: 19018
DATED: 21-05-2025

Checked and found ok for Public Health (Internal) Service only subject to comments in in forwarding letter No. 25330 dt 01/04/25

Superintending Engineer (HQ) Level Engineer-I, HSVP, Panchkula

- Non Tower area basement slab is designed for 60 Tonne Fire Tender Load.
- All Toilets are mechanically ventilated.
- All staircases above ground are naturally cross ventilated.

PROJECT :

BUILDINGS PLANS OF PHASE-II & NO PHASE (EWS & NURSERY SCHOOL) PART OF GROUP HOUSING COLONY AREA MEASURING 22.50 ACRES (LICENCE NO.9 OF 2010 DATED 23.01.2010) IN SECTOR-71, GURUGRAM BEING DEVELOPED BY SIGNATURE GLOBAL (INDIA) LTD.

CLIENT :

SIGNATURE GLOBAL INDIA LTD.

ARCHITECT :

Confluence
NEW DELHI , INDIA
F - 1, FIRST FLOOR, MIRA CORPORATE SUITES, ISHWAR NAGAR Ph: +91-11-26825584 ccs@inconfluence.com Member of IGBC
N.D. - 65, INDIA Ph: +91-11-42564768 www.inconfluence.com ISO - 9001 : 2000
architecture urban design hospitality interiors

CLIENT'S SIGN & STAMP — ARCHITECT'S SIGN & STAMP

For Signature Global (India) Limited
Director/ Authorised Signatory

DRAWING TITLE

PHASE 2 - BASEMENT-3 (LEVEL -13100 MM) PLAN

SCALE	NORTH	DRAWING NO.
1:350	N	09