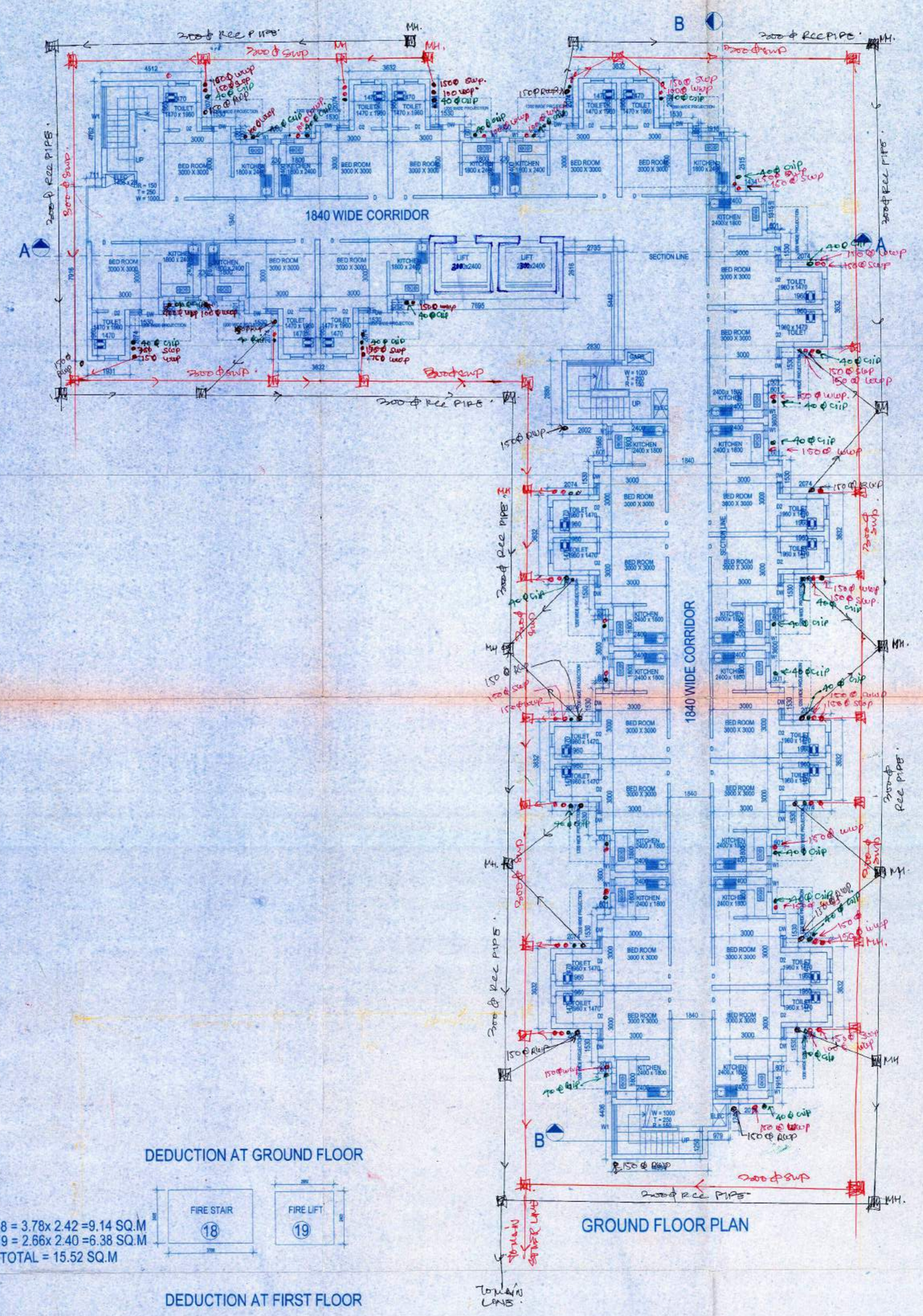

GROUND FLOOR PLAN

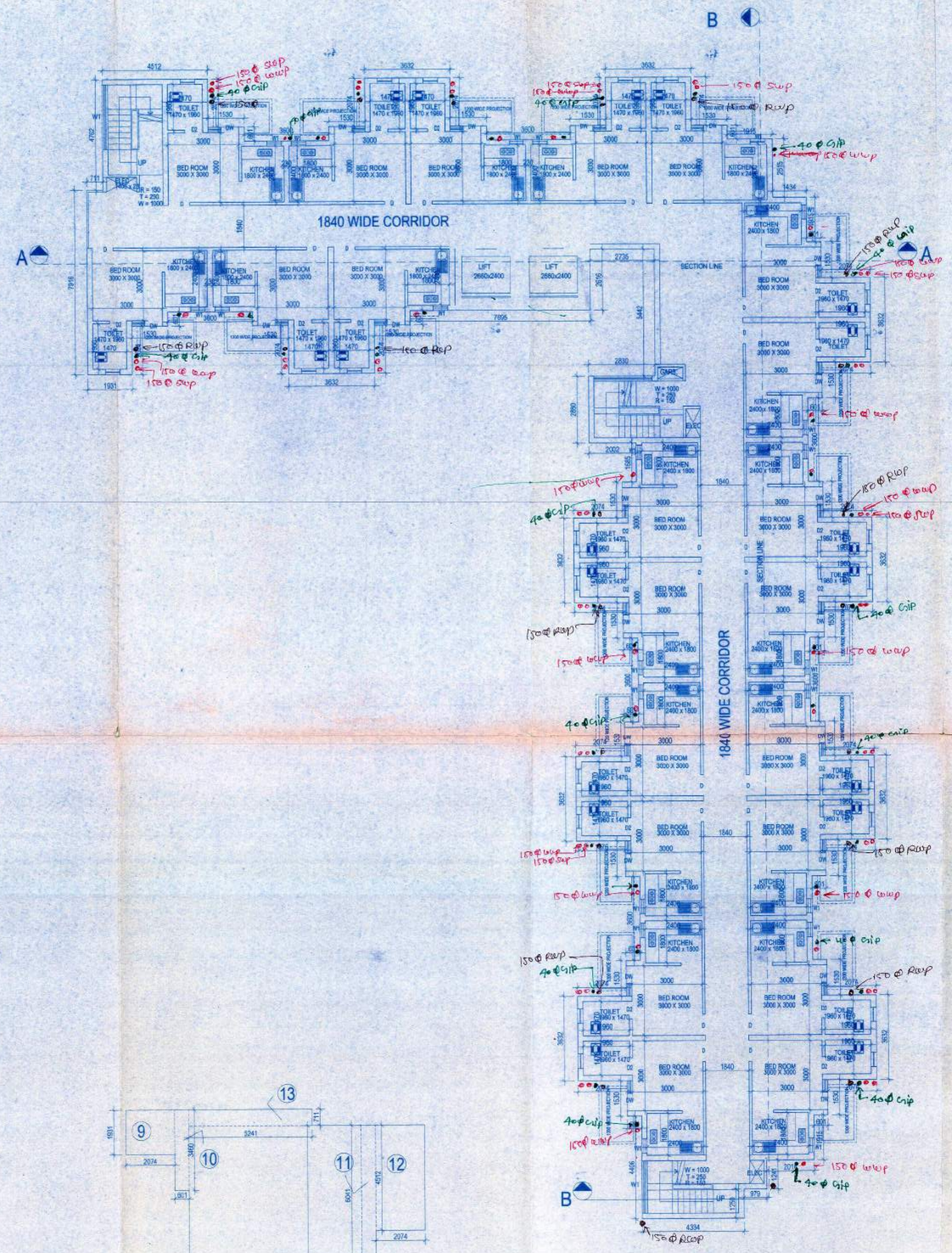

FIRST & TYPICAL FLOOR PLAN

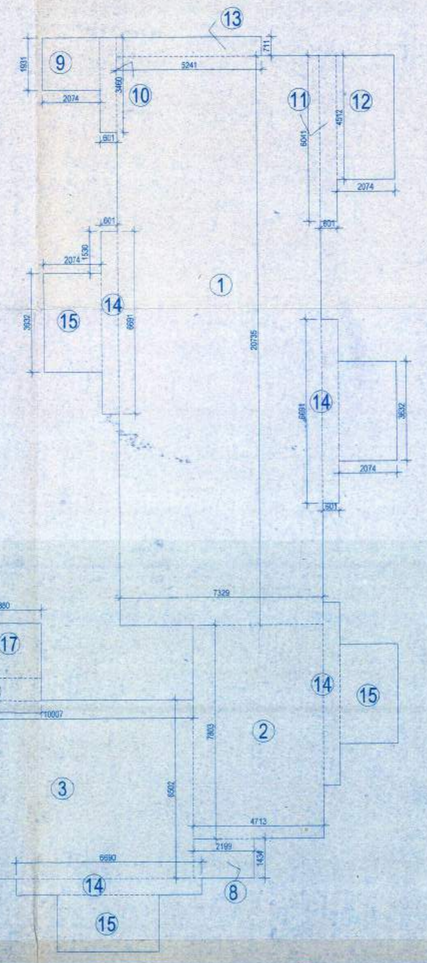

DEDUCTION AT GROUND FLOOR

18 = 3.78x 2.42 =9.14 SQ.M
19 = 2.66x 2.40 =6.38 SQ.M
TOTAL = 15.52 SQ.M

DEDUCTION AT FIRST FLOOR



20 = 2.35x 3.86 =9.07 SQ.M
21 = 2.66x 2.40 =6.38 SQ.M
22 = 2.66x 2.40 =6.38 SQ.M
23 = 3.78x 2.42 =9.14 SQ.M
24 = 3.87x 2.26 =8.74 SQ.M
TOTAL = 39.71 SQ.M

AREA DETAIL

AREA DETAILS

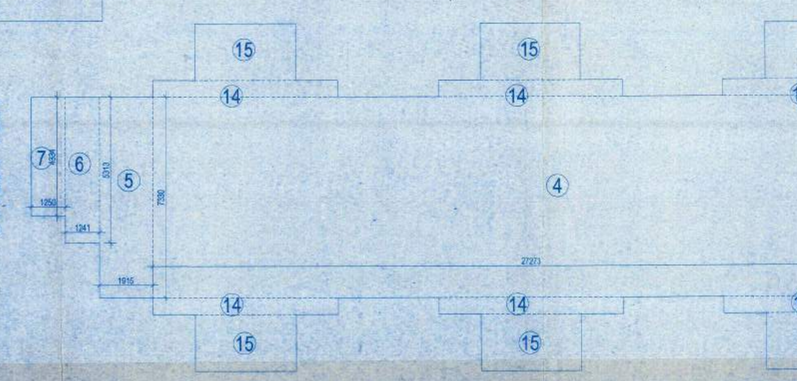

COVERED AT TERRACE

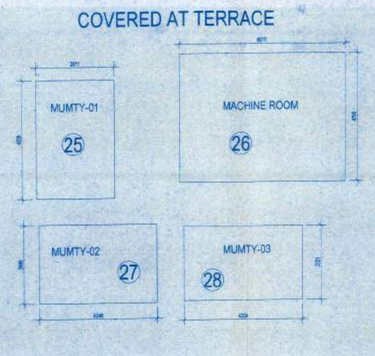

25 = 2.81x 4.32 =12.13 SQ.M
26 = 6.01x4.70 =28.24 SQ.M
27 = 4.24x 2.88 =12.21 SQ.M
28 = 4.33x 2.72 =11.77 SQ.M
TOTAL = 64.35 SQ.M

Plumbing and Fencing Co. Sh. for Public Health (Internal) Services are subject to conditions in the sanction letter No. 3/3/2007-BP/HQ

Superintending Engineer (HQ) HUDA, Panchkula

DETAIL OF JOINERY

TYPE	SIZE	C.L	
D	1000 x 2100	0.0	2100
D1	900 x 2100	0.0	2100
D2	750 x 2100	0.0	2100
D3	675 x 2100	0.0	2100
DW	1550 x 2550	0.0	2550
W	613 x 1500	1050	2550
W3	600 x 1500	1050	2550

= 20.73x7.32 =151.74 SQM.

PROPOSED COVD. AREA ON GROUND FLOOR

1 TO 17

1
2 = 7.80x4.71 =36.73 SQM.
3 = 6.50x10.0 =65.00 SQM.
4 = 7.33x27.27 =199.88 SQM.
5 = 7.33x1.91 =14.00 SQM.
6 = 5.31x1.24 =6.58 SQM.
7 = 4.33x1.25 =5.41SQM.
8 = 1.43x2.19 =3.13SQM.
9 = 1.93x2.07 =3.99 SQM.
10 = 3.46x0.601 =2.07 SQM.
11 = 6.04x0.601 =3.63 SQM.
12 = 4.51x2.07 =9.33 SQM.
13 = 0.71x5.24 =3.72 SQM.
14 = 6.69x0.60x10 =40.14SQM.
15 = 3.63x2.07x10 =75.14SQM.
16 = 0.82x4.58 =3.75 SQM.
17 = 2.0x2.88 =5.76 SQM.

TOTAL =630.00 SQM.

PROPOSED FAR AREA ON GROUND FLOOR

GROUND FLOOR COVD. - (18+19)
=630 - 15.52 = 614.48 SQM.

PROPOSED COVD. AREA ON FIRST FLOOR

SAME AS GROUND = 630 SQM.

PROPOSED FAR AREA ON FIRST FLOOR

SAME AS GROUND - (20+21+22+23+24)
= 630 - 39.71 =590.29 SQM.

PROPOSED COVD. AREA ON 2nd,3rd,4th & 5th

SAME AS FIRST X 4 = 630 X 4 = 2520 SQ.M.

PROPOSED FAR. AREA ON 2nd,3rd,4th & 5th

SAME AS FIRST X 3 = 590.29 X 4 = 2361.16SQ.M.

PROPOSED COVD. AREA ON TERRACE

MACHINE ROOM +MUMTY = 25 to 28
= 64.35 SQ.M.

COVD. AREA ON ALL FLOORS

=630.0+ 630.0 + 2520 + 64.35 = 3844.35 SQ.M

PROPOSED FAR AREA ON ALL FLOORS

=614.48 + 590.29 + 2361.16 = 3565.93 SQ.M

ARCHITECTS

Mathur & Kapre Associates Pvt. Ltd.
ARCHITECTURE PLANING ENGINEERING INTERIORS PRODUCT DESIGN
C-9549 VASANT KUNJ NEW DELHI - 110 070. TELE/FAX : (91) (11) 689 4055 6132076

SANCTIONED

To be read in conjection with memo No. 12-STP Dtd. 24-2-07

PROJECT:
PROPOSED PLANS FOR LICENCE WORK OF RESIDENTIAL GROUP HOUSING SCHEME AT SECTOR 80 , VILLAGE PRAHALADPUR MAZRA BADOULI, FARIDABAD
FOR:-ANSAL CROWN INFRABUILD PVT.LTD

DRAWING TITLE
TOWER - 11
E.W.S. BLOCK
G.F., TYPICAL FLOOR PLAN & AREA DETAIL

D.T.P. (HQ) Monika Sharma
Superintending Engineer (HQ)
C.T.P. (Hq.) Chairman B.P.A.
DEVI PAL

ARCHITECT
Senior Town Planner Faridabad

AUTHORISED SIGNATORY
Ar. LAVESH KANSAL
B.ARCH
CA/96/2037

OWNER

AUTHORISED SIGNATORY
For CROWN INFRABUILD PVT. LTD.
DIRECTOR

DRAWING NUMBER 08
SCALE 1 : 100
CODE SA - 08/ SEVENTEEN FL. PLAN
DATED 28th DEC 2007