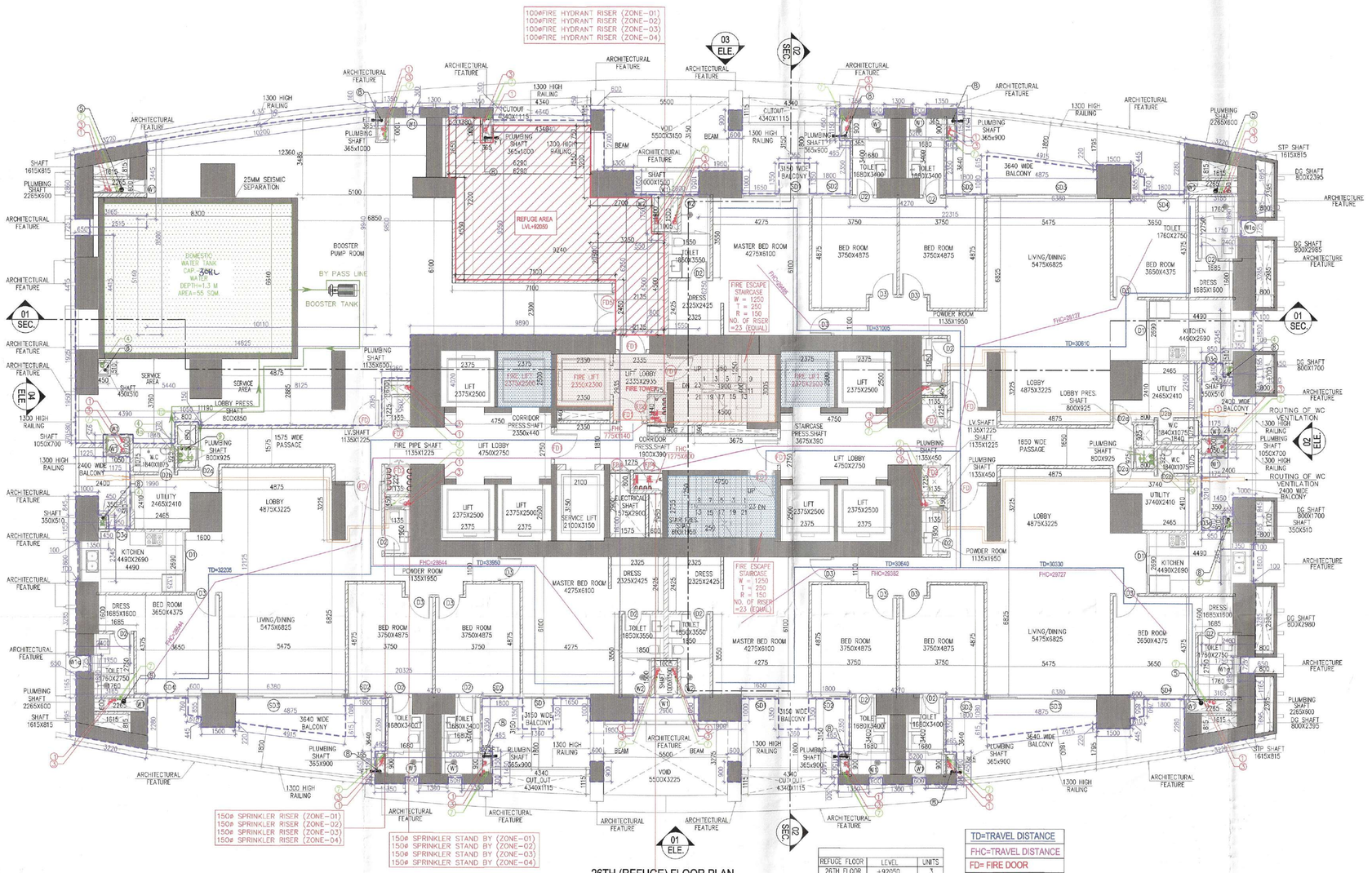

26TH (REFUGE) FLOOR PLAN
LVL+92050
TOWER-E

REFUGE FLOOR	LEVEL	UNITS
26TH FLOOR	+92050	3
	TOTAL UNITS	3

TD=TRAVEL DISTANCE
FHC=TRAVEL DISTANCE
FD= FIRE DOOR
FAR PROFILE LINE

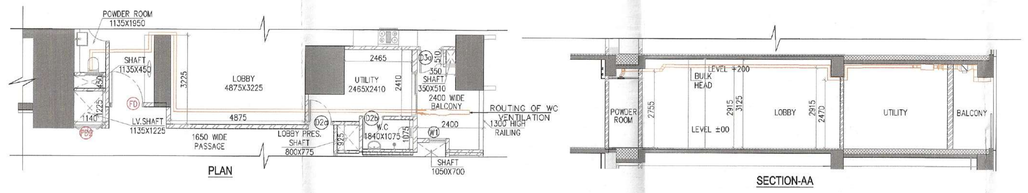

PLAN

SECTION-AA

TYPICAL MECHANICAL VANTILATION CALCULATION FOR POWDER ROOM

S. NO.	LOCATION	AREA (SQ.M)	HEIGHT (FT)	VOLUME (Sq.ft)	DESIGN CFM	SELECTED EXHAUST FAN CFM	FAN SIZE (MM)	EXHAUST DUCT SIZE (DIAMETER (mm))
1	TYPICAL MECHANICAL VANTILATION FOR POWDER ROOM							
1.1	POWDER ROOM	26.4	9	238	47.60	1#100cfm cassette in line fan	150	110(DOD)

DOOR AND WINDOW SCHEDULE

SR.	NAME	WIDTH (MM)	HEIGHT (MM)	SILL LVL	LINTEL LVL	FIRE RATING
1	D1	900	2400	0	2400	-
2	D2	800	2400	0	2400	-
3	D2a	850	2400	0	2400	-
4	D2b	750	2635	0	2635	-
5	D3	1000	2400	0	2400	-
6	D3a	900	2600	0	2600	-
7	SD1	3000	2600	0	2600	-
8	SD2	1680	2600	0	2600	-
9	SD2a	1600	2600	0	2600	-
10	SD3	4775	2600	0	2600	-
11	SD4	2400	2600	0	2600	-
12	W1	600	1100	1350	2450	-
13	W1a	725	1100	1350	2450	-
14	W2	1150	1550	1050	2600	-
15	FD	1200	2400	0	2400	1HR
16	FD1	1200	2400	0	2400	2HR
17	FD2	1000	2050	100	2150	2HR
18	FD3	1000	2050	100	2150	-
19	FD4	900	2050	100	2150	2HR

SHAFT PIPE

SYMBOL	ABBRIVATION	DESCRIPTION
SP	SP	100# SOIL & WASTE PIPE
VP	VP	40# VENT PIPE
FWC	FWC	FLUSHING WATER SUPPLY ON TAKE PIPE TO TOP FOUNTAIN
RWP	RWP	150# RAIN WATER PIPE
WASTE	WASTE	100# WASTE PIPE FOR KITCHEN
FWS	FWS	FLUSHING WATER SUPPLY ON TAKE PIPE
RWP	RWP	75# RAIN WATER PIPE FOR BALCONY
FWSR	FWSR	FLUSHING WATER SUPPLY RISER PIPE

DIMENSION LEGEND:

1525	ARCHITECTURE DIM.
1525	AREA DIM.

26th REFUGE FLOOR AREA

GROSS – A								
1	3	X	0.5 X (1.695+2.280)	X	3.165	=	18.871	SQM
3	3	X	0.650	X	1.165	=	2.272	SQM
4	3	X	1.750	X	1.890	=	9.923	SQM
5	3	X	2.400	X	3.285	=	23.652	SQM
6	3	X	1.350	X	1.800	=	7.290	SQM
7	3	X	0.950	X	2.345	=	6.683	SQM
8	3	X	1.450	X	1.155	=	5.024	SQM
9	3	X	1.000	X	0.845	=	2.535	SQM
10	1	X	1.175	X	1.000	=	1.175	SQM
10a	1	X	1.175	X	0.975	=	1.146	SQM
12	3	X	0.5 X (0.760+0.855)	X	0.600	=	1.454	SQM
13	3	X	6.380	X	1.080	=	20.671	SQM
14	3	X	1.500	X	0.220	=	0.990	SQM
15	3	X	0.5X4.675	X	0.615	=	4.686	SQM
16	3	X	4.270	X	2.350	=	30.104	SQM
17	3	X	5.200	X	1.160	=	17.940	SQM
18	6	X	1.350	X	0.300	=	2.430	SQM
19	3	X	1.300	X	0.300	=	1.170	SQM
20	3	X	1.360	X	1.350	=	5.508	SQM
21	3	X	1.900	X	1.000	=	5.700	SQM
22	3	X	0.800	X	0.800	=	1.920	SQM
23	1	X	22.315	X	22.450	=	500.972	SQM
24	1	X	2.900	X	16.100	=	46.690	SQM
25	1	X	20.325	X	12.125	=	246.441	SQM
25a	1	X	1.990	X	11.325	=	22.537	SQM
25b	1	X	0.150	X	0.370	=	0.056	SQM
25c	1	X	1.050	X	0.150	=	0.158	SQM
27	1	X	1.260	X	2.005	=	2.640	SQM
28	1	X	9.890	X	4.020	=	39.758	SQM
29	1	X	1.550	X	6.250	=	9.688	SQM
30	1	X	0.550	X	1.750	=	0.963	SQM
				TOTAL	=		1040.743	SQM
DEDUCTION AREA								
GROSS – B								
a	3	X	0.5 X (0.515+0.815)	X	1.615	=	3.222	SQM
b	3	X	2.268	X	0.900	=	4.077	SQM
c	3	X	0.350	X	0.510	=	0.536	SQM
d	2	X	1.050	X	0.700	=	1.470	SQM
e	3	X	0.800	X	0.925	=	2.220	SQM
e1	1	X	0.500	X	0.850	=	0.680	SQM
f	3	X	1.136	X	0.450	=	1.532	SQM
f1	1	X	1.135	X	0.560	=	0.681	SQM
g	4	X	1.138	X	1.225	=	5.562	SQM
h	8	X	2.375	X	2.500	=	47.500	SQM
j	1	X	2.100	X	3.150	=	6.615	SQM
k	1	X	0.900	X	0.900	=	0.810	SQM
m	1	X	1.575	X	1.950	=	3.071	SQM
n	1	X	0.600	X	1.950	=	1.170	SQM
p	1	X	1.278	X	0.750	=	0.958	SQM
q	1	X	4.750	X	2.750	=	13.063	SQM
r	1	X	0.775	X	0.350	=	0.271	SQM
s	1	X	0.300	X	0.290	=	0.087	SQM
t	1	X	0.825	X	0.390	=	0.322	SQM
u	1	X	2.325	X	0.390	=	0.907	SQM
v	1	X	1.350	X	0.240	=	0.324	SQM
w	1	X	1.375	X	0.150	=	0.206	SQM
x	1	X	0.125	X	2.600	=	0.325	SQM
y	1	X	5.750	X	3.150	=	18.113	SQM
z	1	X	4.175	X	3.015	=	12.588	SQM
z1	1	X	2.600	X	0.125	=	0.325	SQM
z2	2	X	1.005	X	1.500	=	3.015	SQM
z3	6	X	0.355	X	0.500	=	1.971	SQM
				TOTAL	=		131.617	SQM
TOTAL FAR AREA OF 26th REFUGE FLOOR				=	GROSS – A	-	GROSS – B	
				=	1040.743	-	131.617	
				=	909.126	SQM		
NON FAR AREA (ADDITION)								
GROSS – C								
w	1	X	1.375	X	0.150	=	0.206	SQM
x	1	X	0.125	X	2.600	=	0.325	SQM
y	1	X	5.750	X	3.150	=	18.113	SQM
z	1	X	4.175	X	3.015	=	12.588	SQM
z1	1	X	0.125	X	2.600	=	0.325	SQM
q	1	X	4.750	X	2.750	=	13.063	SQM
r1	1	X	0.5 X (2.860+3.445)	X	3.165	=	9.978	SQM
r2	1	X	2.515	X	5.140	=	12.927	SQM
r3	1	X	0.950	X	4.415	=	2.870	SQM
r4	1	X	0.5 X (8.580+9.940)	X	10.110	=	93.819	SQM
r5	1	X	4.390	X	0.590	=	2.590	SQM
r5a	1	X	1.840	X	0.370	=	0.681	SQM
r6	1	X	14.825	X	1.925	=	28.538	SQM
r7	1	X	8.125	X	2.095	=	17.023	SQM
r7a	1	X	5.440	X	1.950	=	10.608	SQM
r9	1	X	1.225	X	0.370	=	0.453	SQM
r10	1	X	5.200	X	9.800	=	50.960	SQM
r11	2	X	1.350	X	0.300	=	0.810	SQM
r12	1	X	1.300	X	0.300	=	0.390	SQM
r13	1	X	4.940	X	9.550	=	47.177	SQM
r14	1	X	0.600	X	0.450	=	0.270	SQM
r15	1	X	1.300	X	7.300	=	9.490	SQM
r16	1	X	0.800	X	6.250	=	5.000	SQM
r17	1	X	0.550	X	4.500	=	2.475	SQM
				TOTAL	=		340.473	SQM
NON FAR AREA(DEDUCTION)								
GROSS – D								
y1	1	X	2.350	X	2.300	=	5.405	SQM
y2	1	X	2.350	X	0.440	=	1.034	SQM
y3	1	X	0.775	X	1.140	=	0.884	SQM
y4	1	X	1.900	X	0.400	=	0.760	SQM
y5	1	X	2.150	X	0.150	=	0.323	SQM
d1	2	X	0.365	X	1.000	=	0.730	SQM
d2	1	X	0.5 X (0.515+0.815)	X	1.615	=	1.074	SQM
d3	1	X	2.263	X	0.600	=	1.359	SQM
d4	1	X	0.450	X	0.610	=	0.230	SQM
				TOTAL	=		11.797	SQM

TOTAL NON FAR AREA OF 26th REFUGE FLOOR	=	GROSS – C	-	GROSS – D	- GROSS – C1
	=	340.473	-	11.797	- 0.682
	=	327.994	SQM		
TOTAL BUILTUP AREA OF 26th REFUGE FLOOR	=	FAR AREA	+	NON FAR AREA	
	=	909.126	+	327.994	
	=	1237.119	SQM		

NON FAR AREA (ADDITION)

GROSS – C1																							
x1	3.740	X	134.930	X	134.930	X	4.33	/	360	-	0.3	X	134.930	-	0.695	X	10.200	=	0.682	SQM
																	TOTAL	=	0.682	SQM

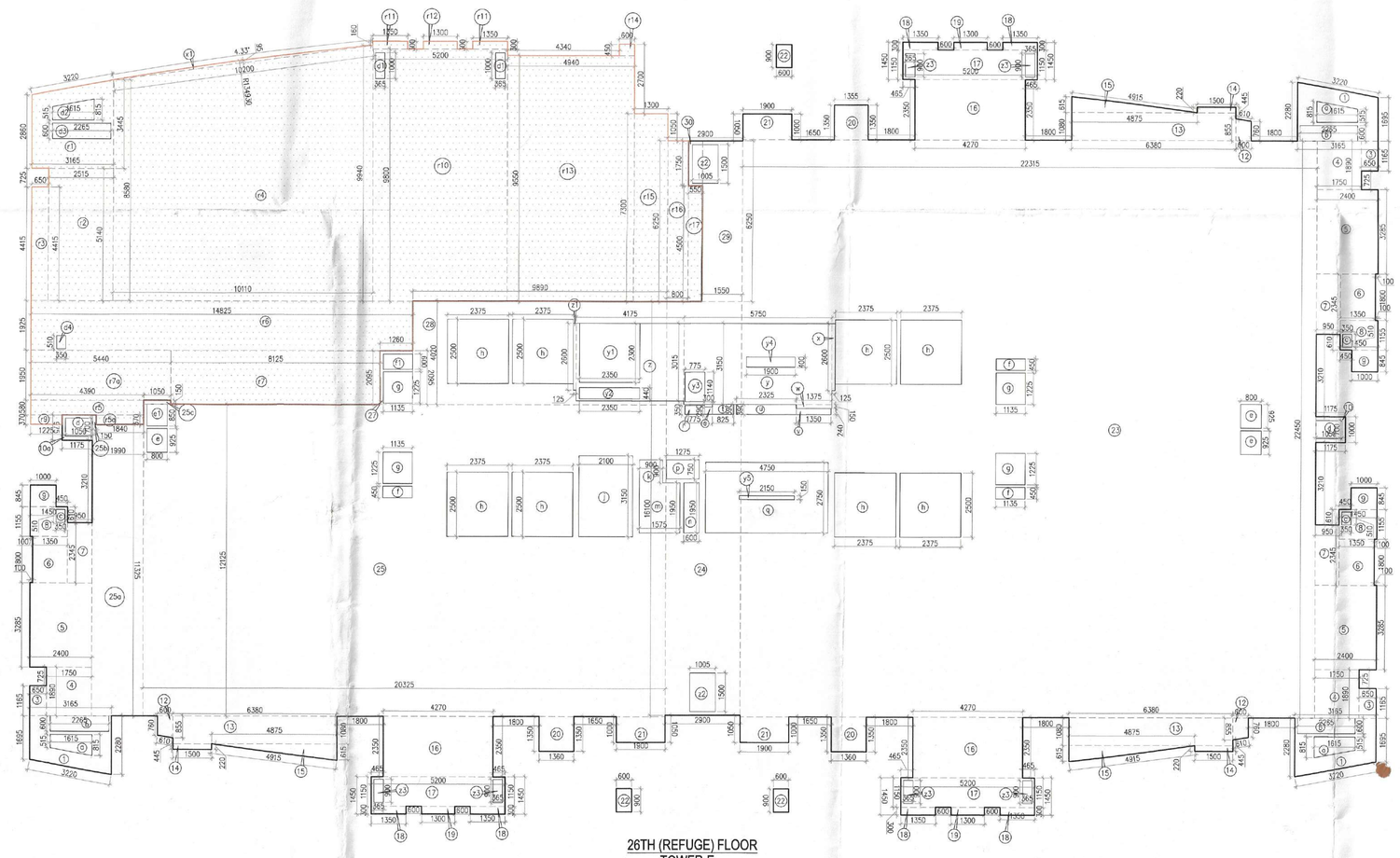

26TH (REFUGE) FLOOR
TOWER-E

26TH REFUGE FLOOR

GROSS – A									
r1	=	1	X	1.380	X	1.100	=	1.518	SQM
r2	=	1	X	4.340	X	0.750	=	3.255	SQM
r3	=	1	X	6.290	X	1.550	=	9.750	SQM
r4	=	1	X	7.100	X	4.550	=	32.305	SQM
r5	=	1	X	2.700	X	1.600	=	4.320	SQM
r6	=	1	X	3.250	X	2.050	=	6.663	SQM
r7	=	1	X	2.135	X	2.450	=	5.231	SQM
						TOTAL	=	63.041	SQM

GROSS AREA OF 26TH REFUGE FLOOR	=	932.407	SQM
GROSS AREA OF 27TH FLOOR	=	1167.080	SQM
TOTAL	=	2099.487	SQM

TOTAL NO. OF OCCUPANTS	=	GROSS AREA	/	OCCUPANT FACTOR			
	=	2099.487	/	12.5	=	168 PERSONS	
REFUGE AREA REQUIRED	=	0.3 SQM. PER PERSON	+	0.9 SQM. ADDITIONAL SPAE TO ACCOMMODATE WHEEL CHAIR			
	=	0.3	X	168	+	0.9	
	=	50.389					
	=	51.288	SQM.				
PROPOSED REFUGE AREA	=	63.041	SQM.				

Note :-

1. BUILDING WILL BE DESIGNED (STRUCTURES) AS PER RELEVANT IS CODES FOR EARTH QUAKE RESISTANCE.

PROJECT

PROPOSED BUILDING PLANS OF PHASE-VIII (PRIVANA-NORTH) FALLING UNDER RESIDENTIAL COLONY UNDER NEW INTEGRATED LICENSING POLICY(NILP) DATED 11.05.2022 ON LAND MEASURING 116.29625 ACRES (LICENCE NO. 219 OF 2023.DATED 25-10-23.) (AN AREA MEASURING 103.05625 ACRES MIGRATION FROM LICENCE NO. 27 OF 2012 DATED 02.04.2012 AND 13.24 ACRES AS FRESH AS FRESH APPLIED AREA) IN SECTOR -76 & 77, GURUGRAM MANESAR URBAN COMPLEX BEING DEVELOPED BY DLF LTD.IN COLLABORATION WITH LAND OWNERS AND IT' S ASSOCIATE COMPANIES

DESIGN ARCHITECT

ARCHITECTS:-
DESIGN FORUM INTERNATIONAL
Address : K-47 , KAILASH COLONY , NEW DELHI -48
Phone : 011-46556600,46556601 , FAX - 46556601
Website: www.designforuminternational.com

ASSOCIATE ARCHITECTS

RSMS ARCHITECTS
RSMS ARCHITECTS PVT. LTD.
69,Nora Niwas Bhawani Kunj
(Behind D2), Vasant Kunj,
New Delhi-110070.
Tel.: 011-26898616,26898617
www.rsms-arch.com

S.T.P.(HQ) Member Secretary B.P.A.C. | S.T.P.(G) Member B.P.A.C. | C.T.P.(HQ) Chn. B.P.A.

DTP(HQ) | ATP(HQ)

J.D. | P.A. | A.T.P.

Checked and found ok for Public Health (Internal) Service only subject to comments in in forwarding letter No.7513/3.....dated 02.05.25

Superintending Engineer (HQ) for Chief Engineer-I HSVP, Panchkula

JDA (T) MEMBER BPAC

DINESH KUMAR PA(HQ)

SANCTIONED TO BE READ WITH THIS OFFICE MEMO NO. 16869 DATED : 07/05/2025

ARCHITECT'S SEAL & SIGNATURE	OWNER'S SEAL & SIGNATURE
MANISH KUMAR CA/2008/42027	DLF Limited Authorised Signatory

FEB.-2025 | Scale : 1:100 | NORTH

Drawing Title:- 26TH REFUGE FLOOR PLAN OF AREA CALCULATION TOWER-E

Drawing No:- TA-07a

02-11042025