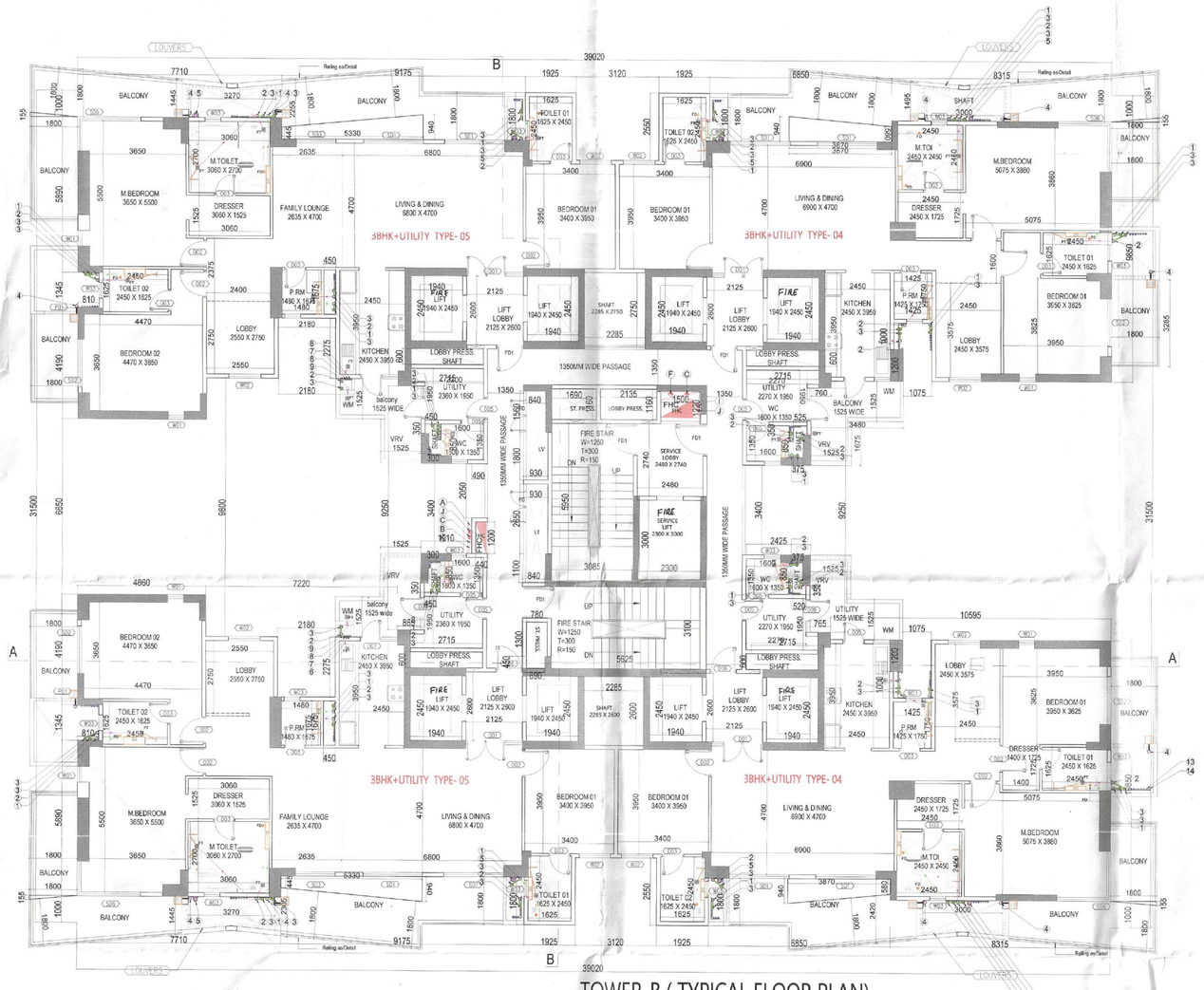

TOWER-B (TYPICAL FLOOR PLAN)
1ST.TO 16TH.AND 18TH.TO25TH.AND 27TH. TO 33TH.

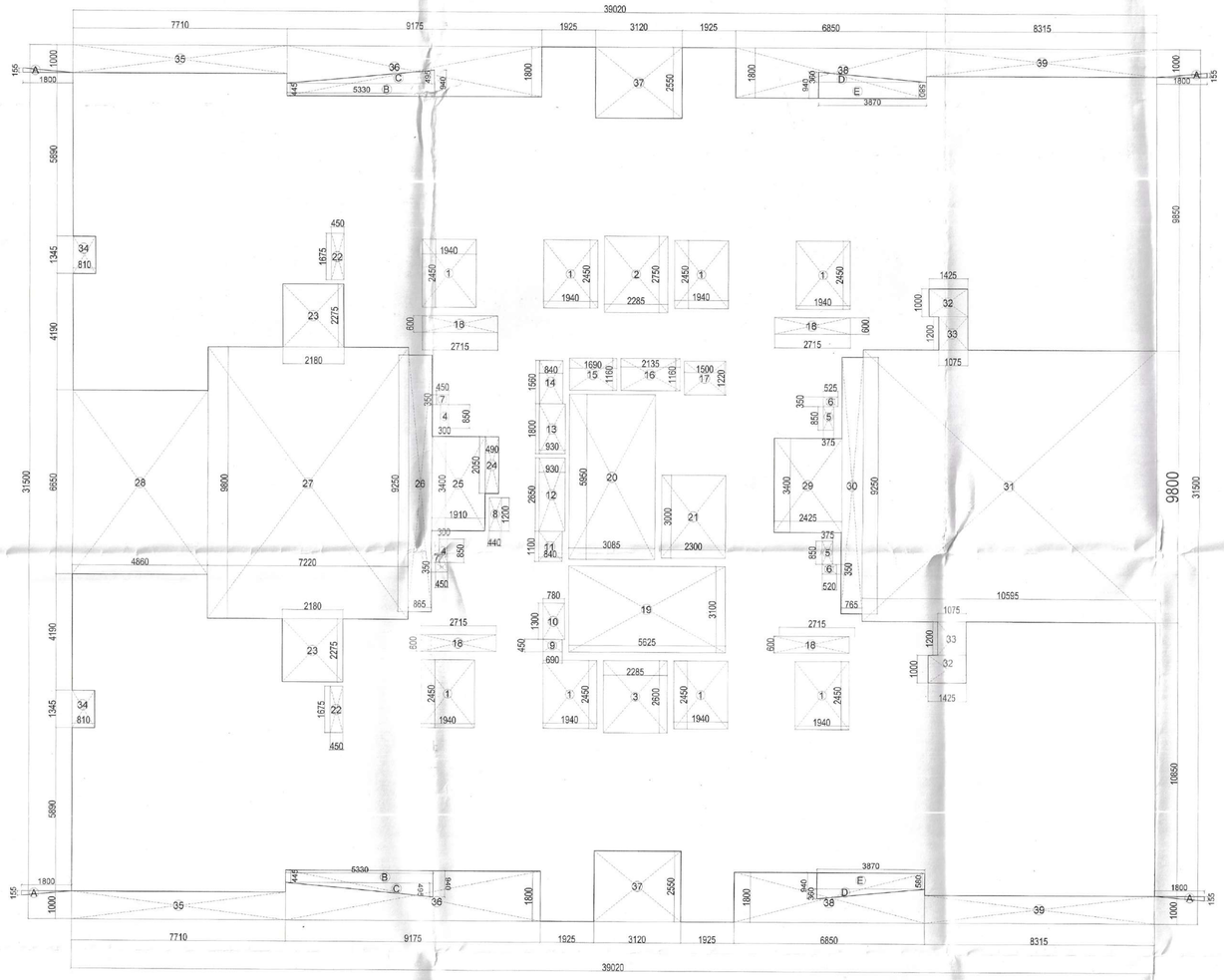

TYPICAL FLOOR AREA DIAGRAM

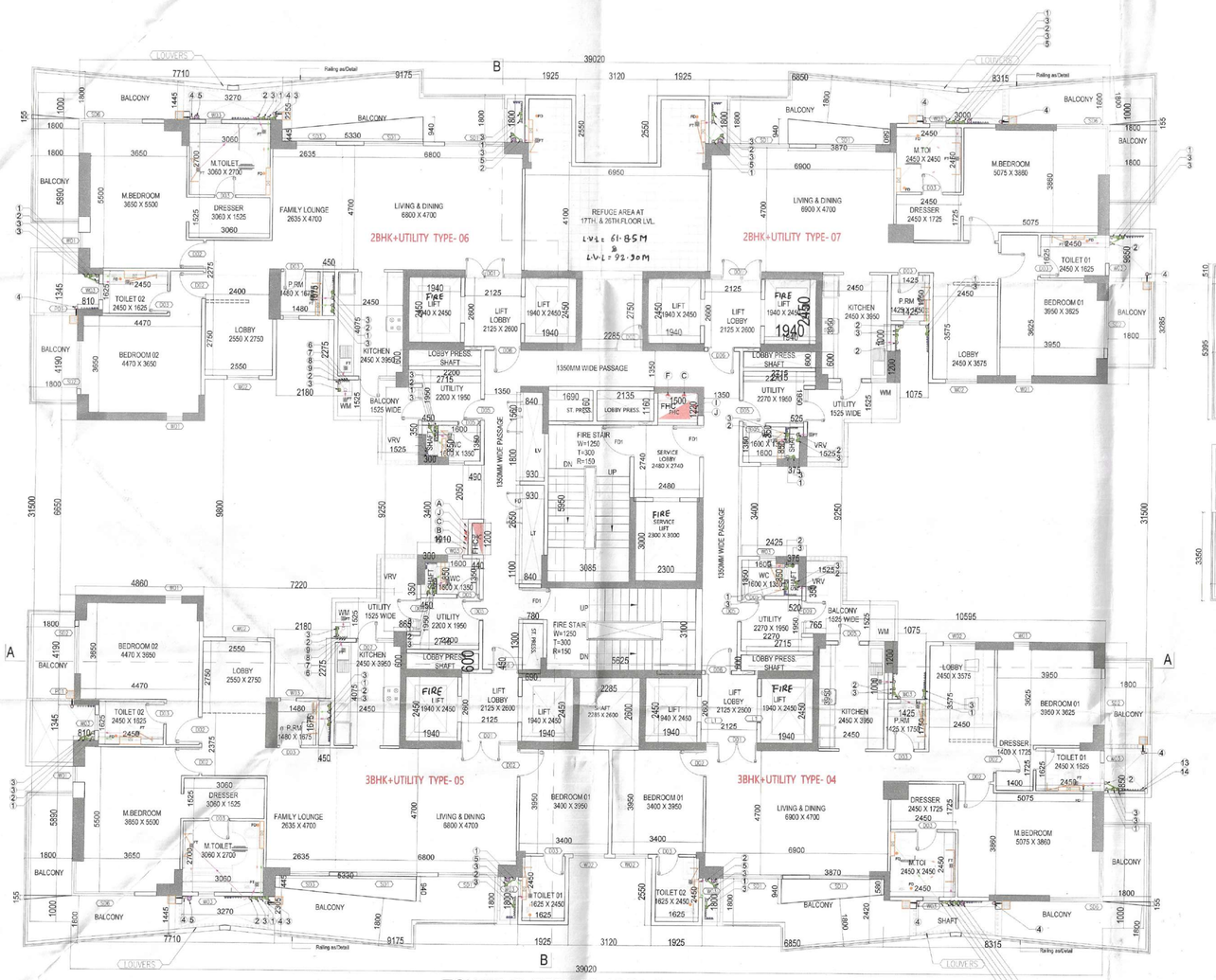

TOWER-B-REFUGE AREA PLAN
17TH. & 26TH. FLOOR PLAN

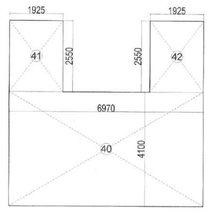

REFUGE AREA DIAGRAM

REFUGE AREA CHART TOWER-B					
40	6.970	X	4.100	=	28.577
41	1.925	X	2.550	=	4.909
42	1.925	X	2.550	=	4.909
NET REFUGE AREA				=	38.39

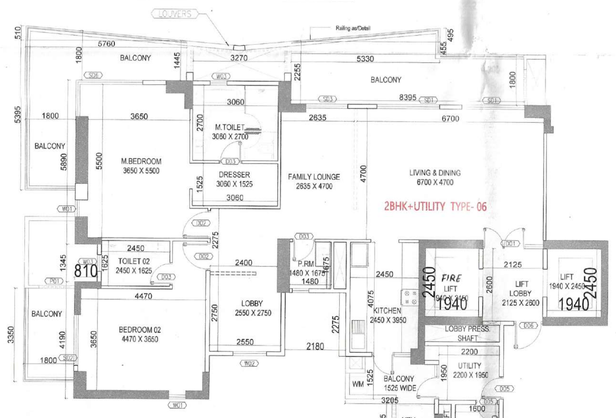

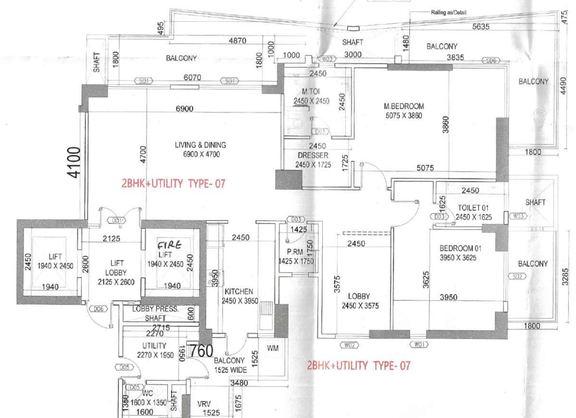

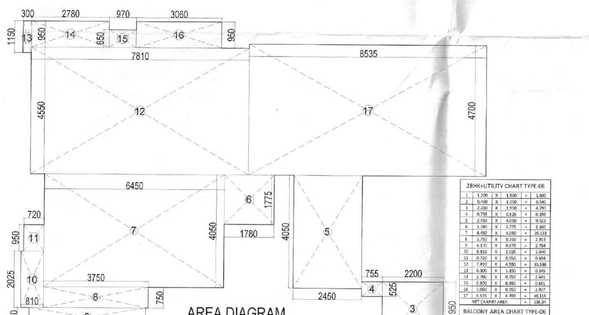

AREA DIAGRAM
3BHK+UTILITY TYPE-06
CHART TYPE-06
UNIT AREA = 136.34 SQMT
BALCONY AREA = 49.23 SQMT

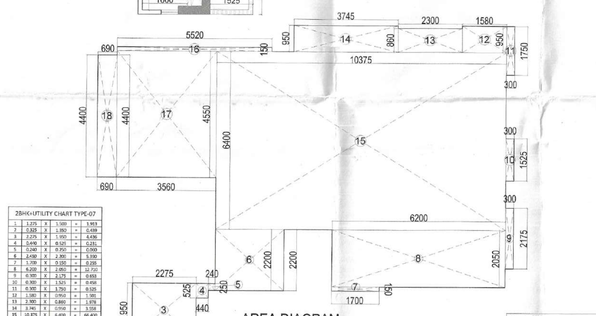

AREA DIAGRAM
2BHK+UTILITY TYPE-07
CHART TYPE-07
UNIT AREA = 120.57 SQMT
TERRACE AREA = 44.32 SQMT

N

REFUGE FLOOR AREA CHART (17TH. AND 26TH.FLOOR)								
A	1	X	39.020	X	31.500	=	1229.13	
B	2	X	1.765	X	0.155	0.5	0.27	
C	2	X	5.330	X	0.495	0.5	2.64	
D	2	X	5.330	X	0.455	=	4.85	
E	2	X	3.870	X	0.590	=	4.57	
F	2	X	3.870	X	0.360	0.5	1.39	
G	2	X	1.855	X	0.155	0.5	0.29	
GROSS PLATE AREA							1243.14	
DEDUCTIONS								
1	8	X	1.940	X	2.450	=	38.02	
2	1	X	2.285	X	2.600	=	5.94	
3	1	X	2.285	X	2.600	=	5.94	
4	2	X	0.300	X	0.850	=	0.51	
5	2	X	0.375	X	0.850	=	0.64	
6	2	X	0.520	X	0.350	=	0.36	
7	2	X	0.450	X	0.350	=	0.32	
8	1	X	0.440	X	1.200	=	0.53	
9	1	X	0.690	X	0.450	=	0.31	
10	1	X	0.780	X	1.300	=	1.01	
11	1	X	0.840	X	1.100	=	0.92	
12	1	X	0.930	X	2.650	=	2.46	
13	1	X	0.930	X	1.800	=	1.67	
14	1	X	0.840	X	1.560	=	1.31	
15	1	X	1.690	X	1.160	=	1.96	
16	1	X	2.135	X	1.160	=	2.48	
17	1	X	1.500	X	1.220	=	1.83	
18	4	X	2.715	X	0.600	=	6.52	
19	1	X	5.625	X	3.100	=	17.44	
20	1	X	3.085	X	5.950	=	18.36	
21	1	X	2.300	X	3.000	=	6.90	
22	2	X	0.450	X	1.675	=	1.51	
23	2	X	2.180	X	2.275	=	9.92	
24	1	X	0.490	X	2.050	=	1.00	
25	1	X	1.910	X	3.400	=	6.49	
26	1	X	0.965	X	9.250	=	8.93	
27	1	X	7.220	X	9.800	=	70.76	
28	1	X	4.860	X	6.650	=	32.32	
29	1	X	2.425	X	3.400	=	8.25	
30	1	X	0.765	X	9.250	=	7.08	
31	1	X	10.595	X	9.800	=	103.83	
32	2	X	1.425	X	1.000	=	2.85	
33	2	X	1.075	X	1.200	=	2.58	
34	2	X	0.810	X	1.345	=	2.18	
35	2	X	7.710	X	1.000	=	15.42	
36	2	X	9.175	X	1.800	=	33.03	
37	2	X	3.120	X	2.550	=	15.91	
38	2	X	6.850	X	1.800	=	24.66	
39	2	X	8.315	X	1.000	=	16.63	
TOTAL						=	478.77	
REFUGE FLOOR AREA CHART								
40	1	X	6.970	X	4.100	=	28.58	
41	1	X	1.925	X	2.550	=	4.91	
42	1	X	1.925	X	2.550	=	4.91	
TOTAL							38.39	
TOTAL DEDUCTION			478.77	-	38.39	=	517.17	
NET FAR AREA			1243.14	-	517.17	=	725.97	

TYPCIAL FLOOR AREA CHART								
A	1	X	39.020	X	31.500	=	1229.13	
B	2	X	1.765	X	0.155	0.5	0.27	
C	2	X	5.330	X	0.495	0.5	2.64	
D	2	X	5.330	X	0.455	=	4.85	
E	2	X	3.870	X	0.590	=	4.57	
F	2	X	3.870	X	0.360	0.5	1.39	
G	2	X	1.855	X	0.155	0.5	0.29	
GROSS PLATE AREA							1243.14	
DEDUCTIONS								
1	8	X	1.940	X	2.450	=	38.02	
2	1	X	2.285	X	2.750	=	6.28	
3	1	X	2.285	X	2.600	=	5.94	
4	2	X	0.300	X	0.850	=	0.51	
5	2	X	0.375	X	0.850	=	0.64	
6	2	X	0.520	X	0.350	=	0.36	
7	2	X	0.450	X	0.350	=	0.32	
8	1	X	0.440	X	1.200	=	0.53	
9	1	X	0.690	X	0.450	=	0.31	
10	1	X	0.780	X	1.300	=	1.01	
11	1	X	0.840	X	1.100	=	0.92	
12	1	X	0.930	X	2.650	=	2.46	
13	1	X	0.930	X	1.800	=	1.67	
14	1	X	0.840	X	1.560	=	1.31	
15	1	X	1.690	X	1.160	=	1.96	
16	1	X	2.135	X	1.160	=	2.48	
17	1	X	1.500	X	1.220	=	1.83	
18	4	X	2.715	X	0.600	=	6.52	
19	1	X	5.625	X	3.100	=	17.44	
20	1	X	3.085	X	5.950	=	18.36	
21	1	X	2.300	X	3.000	=	6.90	
22	2	X	0.450	X	1.675	=	1.51	
23	2	X	2.180	X	2.275	=	9.92	
24	1	X	0.490	X	2.050	=	1.00	
25	1	X	1.910	X	3.400	=	6.49	
26	1	X	0.965	X	9.250	=	8.93	
27	1	X	7.220	X	9.800	=	70.76	
28	1	X	4.860	X	6.650	=	32.32	
29	1	X	2.425	X	3.400	=	8.25	
30	1	X	0.765	X	9.250	=	7.08	
31	1	X	10.595	X	9.800	=	103.83	
32	2	X	1.425	X	1.000	=	2.85	
33	2	X	1.075	X	1.200	=	2.58	
34	2	X	0.810	X	1.345	=	2.18	
35	2	X	7.710	X	1.000	=	15.42	
36	2	X	9.175	X	1.800	=	33.03	
37	2	X	3.120	X	2.550	=	15.91	
38	2	X	6.850	X	1.800	=	24.66	
39	2	X	8.315	X	1.000	=	16.63	
TOTAL						=	479.12	
NET FAR AREA			1243.14	-	479.12	=	764.02	
TYPICAL FLOOR FAR AREA							764.02	

TYPCIAL FLOOR BUILT UP AREA CHART								
A	1	X	39.020	X	31.500	=	1229.13	
B	2	X	1.765	X	0.155	0.5	0.27	
C	2	X	5.330	X	0.495	0.5	2.64	
D	2	X	5.330	X	0.455	=	4.85	
E	2	X	3.870	X	0.590	=	4.57	
F	2	X	3.870	X	0.360	0.5	1.39	
G	2	X	1.855	X	0.155	0.5	0.29	
GROSS PLATE AREA							1243.14	
DEDUCTIONS								
23	2	X	2.180	X	2.275	=	9.92	
24	1	X	0.490	X	2.050	=	1.00	
25	1	X	1.910	X	3.400	=	6.49	
26	1	X	0.965	X	9.250	=	8.93	
27	1	X	7.220	X	9.800	=	70.76	
28	1	X	4.860	X	6.650	=	32.32	
29	1	X	2.425	X	3.400	=	8.25	
30	1	X	0.765	X	9.250	=	7.08	
31	1	X	10.595	X	9.800	=	103.83	
32	2	X	1.425	X	1.000	=	2.85	
33	2	X	1.075	X	1.200	=	2.58	
34	2	X	0.810	X	1.345	=	2.18	
35	2	X	7.710	X	1.000	=	15.42	
36	2	X	9.175	X	1.800	=	33.03	
37	2	X	3.120	X	2.550	=	15.91	
38	2	X	6.850	X	1.800	=	24.66	
39	2	X	8.315	X	1.000	=	16.63	
TOTAL						=	361.83	
NET BUILT UP AREA			1243.14	-	361.83	=	881.31	
TYPICAL FLOOR BUILT UP AREA					881.31			

DOOR WINDOW SCHEDULE				
TYPE	Finished Opening Size (W x H)	Width	Lintel Ht. from FFL	Sill Ht. from FFL
DOORS				
D1	1500X450	1500	2450	0
D2	1000X450	1000	2450	0
D3	800X450	800	2450	0
D4	800X450	800	2450	0
D5	800X450	800	2450	0
D6	1000X450	1000	2450	0
D7	1400X450	1400	2450	0
D8	1500X450	1500	2450	0
D9	1275X450	1275	2450	0
D10	2000X750	2000	2750	0
D11	1200X750	1200	2750	0
D12	1000X450	1000	2450	0
D13	750X450	750	2450	0
D14	1500X450	1500	2450	0
SLIDING DOOR SCHEDULE				
SD1	2250X450	2250	2450	0
SD2	1800X450	1800	2450	0
SD3	1500X450	1500	2450	0
SD4	3800X450	3800	2450	0
SD5	3750X450	3750	2450	0
SD6	3550X450	3550	2450	0
SD7	1000X450	1000	2450	0
WINDOWS				
W1	600X1250	600	2500	300
W2	1200X1250	1200	2500	300
W3	600X1200	600	2450	1250
W4	860X1250	860	2400	900
SERVICE DOOR SCHEDULE				
FD1	1300X2250	1300	2250	0
LIFT DOOR				
L1	1000X2450	1000	2450	0
L2	1000X2450	1000	2450	0
L3	1000X2450	1000	2450	0

ALL FIRE DOOR 2 HOURS FIRE RATING

PLUMBING LEGEND	
FT	FLOOR TRAP
FD	FLOOR DRAIN
UT	URINAL TRAP
COP	CLEAN OUT PLUG
FCO	FLOOR CLEAN OUT PLUG
	450X450MM RWKHURRA
	300X300MM RWKHURRA
	PIPE SUPPORT
	150mm LEDGE WALL
	115mm LEDGE WALL
	150X150MM CUTOUT
	100ØD SOIL PIPE
	32ØD WASTE PIPE
	50ØD WASTE PIPE
	100ØD WASTE PIPE
	110ØD RAIN WATER PIPE
	160ØD RAIN WATER PIPE

Refuge area TOWER-2		
Sl No	Description	Area in Sqmt.
1	Typical floor area	764.020
2	Upper & Lower Typ. Floor area	**1528.040**
3	Occupant load (12.5m²) for gross area	12.500
4	Occupant load	122.243
5	Occupant load per person (0.3 m²)	0.300
6	Occupant load per person	36.673
7	Wheel chair requirements (0.9m²)	0.900
8	wheel chair requirements	37.573
9	**Refuge area required @ 61.85m leve**	**37.573**
10	**Refuge area required @ 92.90m leve**	**37.573**

FIRE FIGHTING LEGEND FOR VERTICAL PIPES	
S.NO.	DESCRIPTION
A	150Ø FIRE HYDRANT RISER FOR LOW ZONE(GROUND TO 16TH FLOOR LEVEL)
B	150Ø FIRE HYDRANT RISER FOR MIDDLE ZONE (17TH TO 25 TH FLOOR LEVEL)
C	150Ø FIRE HYDRANT RISER FOR HIGH ZONE(26TH TO TERRACE LEVEL)
D	150Ø SPRINKLER RISER FOR LOW ZONE (GROUND TO 16TH FLOOR LEVEL)
E	150Ø SPRINKLER RISER FOR MIDDLE ZONE (17TH TO 25 TH FLOOR LEVEL)
F	150Ø SPRINKLER RISER FOR HIGH ZONE(26TH TO TERRACE LEVEL)
G	150Ø ALTERNATE SPRINKLER RISER FOR LOW ZONE (GROUND TO 16TH FLOOR LEVEL)
H	150Ø ALTERNATE SPRINKLER RISER FOR MIDDLE ZONE (17TH TO 25 TH FLOOR LEVEL)
I	150Ø ALTERNATE SPRINKLER RISER FOR HIGH ZONE(26TH TO TERRACE LEVEL)
J	150Ø FIRE DRAWN COUPLER PER FIRE UNIT
K	150Ø SPRINKLER TANK PER

PLUMBING LEGEND	
S.NO.	DESCRIPTION
1	100Ø SOIL PIPE
2	100Ø WASTE PIPE
3	100Ø VENT PIPE
4	110 CD RAIN WATER PIPE
5	160 CD RAIN WATER PIPE
6	DOMESTIC WATER SUPPLY DOWN TANK FOR BALANCE FLOOR (26-33)
7	DOMESTIC WATER SUPPLY DOWN TANK FOR BALANCE FLOOR (18-25)
8	DOMESTIC WATER SUPPLY DOWN TANK FOR BALANCE FLOOR (9-17)
9	DOMESTIC WATER SUPPLY DOWN TANK FOR BALANCE FLOOR (1-8)
10	DOMESTIC WATER SUPPLY DOWN TANK FOR BALANCE FLOOR (26-33)
11	DOMESTIC WATER SUPPLY DOWN TANK FOR BALANCE FLOOR (18-25)
12	DOMESTIC WATER SUPPLY DOWN TANK FOR BALANCE FLOOR (9-17)
13	DOMESTIC WATER SUPPLY DOWN TANK FOR BALANCE FLOOR (1-8)
14	FLUSHING WATER SUPPLY DOWN TANK FOR TOP ELEVENTH FLOOR (27-33)
15	FLUSHING WATER SUPPLY DOWN TANK FOR BALANCE FLOOR (18-26)
16	FLUSHING WATER SUPPLY DOWN TANK FOR BALANCE FLOOR (9-17)
17	FLUSHING WATER SUPPLY DOWN TANK FOR BALANCE FLOOR (1-8)
18	DOMESTIC WATER RISER PIPE TO CHT
19	FLUSHING WATER RISER PIPE TO CHT

3BHK+UTILITY CHART TYPE-06								
1	1.125	X	1.100	=	1.238			
2	1.125	X	1.100	=	1.238			
3	0.875	X	1.100	=	0.963			
4	0.875	X	0.925	=	0.809			
5	1.125	X	1.100	=	1.238			
6	1.125	X	1.100	=	1.238			
7	1.125	X	1.100	=	1.238			
8	1.125	X	1.100	=	1.238			
9	1.125	X	1.100	=	1.238			
10	0.875	X	1.100	=	0.963			
11	0.875	X	0.925	=	0.809			
12	1.125	X	1.100	=	1.238			
13	1.125	X	1.100	=	1.238			
14	1.125	X	1.100	=	1.238			
15	1.125	X	1.100	=	1.238			
16	1.125	X	1.100	=	1.238			
17	0.875	X	1.100	=	0.963			
18	0.875	X	0.925	=	0.809			
19	1.125	X	1.100	=	1.238			
20	1.125	X	1.100	=	1.238			
21	1.125	X	1.100	=	1.238			
22	1.125	X	1.100	=	1.238			
23	1.125	X	1.100	=	1.238			
24	1.125	X	1.100	=	1.238			
25	1.125	X	1.100	=	1.238			
26	1.125	X	1.100	=	1.238			
27	1.125	X	1.100	=	1.238			
28	1.125	X	1.100	=	1.238			
29	1.125	X	1.100	=	1.238			
30	1.125	X	1.100	=	1.238			
31	1.125	X	1.100	=	1.238			
32	1.125	X	1.100	=	1.238			
33	1.125	X	1.100	=	1.238			
34	1.125	X	1.100	=	1.238			
35	1.125	X	1.100	=	1.238			
36	1.125	X	1.100	=	1.238			
37	1.125	X	1.100	=	1.238			
38	1.125	X	1.100	=	1.238			
39	1.125	X	1.100	=	1.238			
40	1.125	X	1.100	=	1.238			
41	1.125	X	1.100	=	1.238			
42	1.125	X	1.100	=	1.238			
43	1.125	X	1.100	=	1.238			
44	1.125	X	1.100	=	1.238			
45	1.125	X	1.100	=	1.238			
46	1.125	X	1.100	=	1.238			
47	1.125	X	1.100	=	1.238			
48	1.125	X	1.100	=	1.238			
49	1.125	X	1.100	=	1.238			
50	1.125	X	1.100	=	1.238			
51	1.125	X	1.100	=	1.238			
52	1.125	X	1.100	=	1.238			
53	1.125	X	1.100	=	1.238			
54	1.125	X	1.100	=	1.238			
55	1.125	X	1.100	=	1.238			
56	1.125	X	1.100	=	1.238			
57	1.125	X	1.100	=	1.238			
58	1.125	X	1.100	=	1.238			
59	1.125	X	1.100	=	1.238			
60	1.125	X	1.100	=	1.238			
61	1.125	X	1.100	=	1.238			
62	1.125	X	1.100	=	1.238			
63	1.125	X	1.100	=	1.238			
64	1.125	X	1.100	=	1.238			
65	1.125	X	1.100	=	1.238			
66	1.125	X	1.100	=	1.238			
67	1.125	X	1.100	=	1.238			
68	1.125	X	1.100	=	1.238			
BALCONY AREA CHART TYPE-06								
1	1.125	X	1.100	=	1.238			
2	1.125	X	1.100	=	1.238			
3	1.125	X	1.100	=	1.238			
4	1.125	X	1.100	=	1.238			
5	1.125	X	1.100	=	1.238			
6	1.125	X	1.100	=	1.238			
7	1.125	X	1.100	=	1.238			
8	1.125	X	1.100	=	1.238			
9	1.125	X	1.100	=	1.238			
10	1.125	X	1.100	=	1.238			
11	1.125	X	1.100	=	1.238			
12	1.125	X	1.100	=	1.238			
13	1.125	X	1.100	=	1.238			
14	1.125	X	1.100	=	1.238			
15	1.125	X	1.100	=	1.238			
16	1.125	X	1.100	=	1.238			
17	1.125	X	1.100	=	1.238			
18	1.125	X	1.100	=	1.238			
19	1.125	X	1.100	=	1.238			
20	1.125	X	1.100	=	1.238			
21	1.125	X	1.100	=	1.238			
22	1.125	X	1.100	=	1.238			
23	1.125	X	1.100	=	1.238			
24	1.125	X	1.100	=	1.238			
25	1.125	X	1.100	=	1.238			
26	1.125	X	1.100	=	1.238			
27	1.125	X	1.100	=	1.238			
28	1.125	X	1.100	=	1.238			
29	1.125	X	1.100	=	1.238			
30	1.125	X	1.100	=	1.238			
31	1.125	X	1.100	=	1.238			
32	1.125	X	1.100	=	1.238			
33	1.125	X	1.100	=	1.238			
34	1.125	X	1.100	=	1.238			
35	1.125	X	1.100	=	1.238			
36	1.125	X	1.100	=	1.238			
37	1.125	X	1.100	=	1.238			
38	1.125	X	1.100	=	1.238			
39	1.125	X	1.100	=	1.238			
40	1.125	X	1.100	=	1.238			
41	1.125	X	1.100	=	1.238			
42	1.125	X	1.100	=	1.238			
43	1.125	X	1.100	=	1.238			
44	1.125	X	1.100	=	1.238			
45	1.125	X	1.100	=	1.238			
46	1.125	X	1.100	=	1.238			
47	1.125	X	1.100	=	1.238			
48	1.125	X	1.100	=	1.238			
49	1.125	X	1.100	=	1.238			
50	1.125	X	1.100	=	1.238			
51	1.125	X	1.100	=	1.238			
52	1.125	X	1.100	=	1.238			
53	1.125	X	1.100	=	1.238			
54	1.125	X	1.100	=	1.238			
55	1.125	X	1.100	=	1.238			
56	1.125	X	1.100	=	1.238			
57	1.125	X	1.100	=	1.238			
58	1.125	X	1.100	=	1.238			
59	1.125	X	1.100	=	1.238			
60	1.125	X	1.100	=	1.238			
61	1.125	X	1.100	=	1.238			
62	1.125	X	1.100	=	1.238			
63	1.125	X	1.100	=	1.238			
64	1.125	X	1.100	=	1.238			
65	1.125	X	1.100	=	1.238			
66	1.125	X	1.100	=	1.238			
67	1.125	X	1.100	=	1.238			
68	1.125	X	1.100	=	1.238			
BALCONY AREA CHART TYPE-06								
1	1.125	X	1.100	=	1.238			
2	1.125	X	1.100	=	1.238			
3	1.125	X	1.100	=	1.238			
4	1.125	X	1.100	=	1.238			
5	1.125	X	1.100	=	1.238			
6	1.125	X	1.100	=	1.238			
7	1.125	X	1.100	=	1.238			
8	1.125	X	1.100	=	1.238			
9	1.125	X	1.100	=	1.238			
10	1.125	X	1.100	=	1.238			
11	1.125	X	1.100	=	1.238			
12	1.125	X	1.100	=	1.238			
13	1.125	X	1.100	=	1.238			
14	1.125	X	1.100	=	1.238			
15	1.125	X	1.100	=	1.238			
16	1.125	X	1.100	=	1.238			
17	1.125	X	1.100	=	1.238			
18	1.125	X	1.100	=	1.238			
19	1.125	X	1.100	=	1.238			
20	1.125	X	1.100	=	1.238			
21	1.125	X	1.100	=	1.238			
22	1.125	X	1.100	=	1.238			
23	1.125	X	1.100	=	1.238			
24	1.125	X	1.100	=	1.238			
25	1.125	X	1.100	=	1.238			
26	1.125	X	1.100	=	1.238			
27	1.125	X	1.100	=	1.238			
28	1.125	X	1.100	=	1.238			
29	1.125	X	1.100	=	1.238			
30	1.125	X	1.100	=	1.238			
31	1.125	X	1.100	=	1.238			
32	1.125	X	1.100	=	1.238			
33	1.125	X	1.100	=	1.238			
34	1.125	X	1.100	=	1.238			
35	1.125	X	1.100	=	1.238			
36	1.125	X	1.100	=	1.238			
37	1.125	X	1.100	=	1.238			
38	1.125	X	1.100	=	1.238			
39	1.125	X	1.100	=	1.238			
40	1.125	X	1.100	=	1.238			
41	1.125	X	1.100	=	1.238			
42	1.125	X	1.100	=	1.238			
43	1.125	X	1.100	=	1.238			
44	1.125	X	1.100	=	1.238			
45	1.125	X	1.100	=	1.238			
46	1.125	X	1.100	=	1.238			
47	1.125	X	1.100	=	1.238			
48	1.125	X	1.100	=	1.238			
49	1.125	X	1.100	=	1.238			
50	1.125	X	1.100	=	1.238			
51	1.125	X	1.100	=	1.238			
52	1.125	X	1.100	=	1.238			
53	1.125	X	1.100	=	1.238			
54	1.125	X	1.100	=	1.238			
55	1.125	X	1.100	=	1.238			
56	1.125	X	1.100	=	1.238			
57	1.125	X	1.100	=	1.238			
58	1.125	X	1.100	=	1.238			
59	1.125	X	1.100	=	1.238			
60	1.125	X	1.100	=	1.238			
61	1.125	X	1.100	=	1.238			
62	1.125	X	1.100	=	1.238			
63	1.125	X	1.100	=	1.238			
64	1.125	X	1.100	=	1.238			
65	1.125	X	1.100	=	1.238			
66	1.125	X	1.100	=	1.238			
67	1.125	X	1.100	=	1.238			
68	1.125	X	1.100	=	1.238			

S.T.P.(HQ) Member Secretary B.P.A.C. | S.T.P.(G) Member B.P.A.C. | C.T.P.(HR) Chairman B.P.A.C.
DTP(HQ) ATP(HQ) AD PA ATP
Rajesh Dutt SD(HQ)
SANCTIONED TO BE READ WITH THIS OFFICE NO 7001 DT 19.1
Checked and found ok for Public Health Deemed service only subject to comments in Building letter No. 3323 Z2 Dt 16/1/24
Executive Engineer (HQ) For Chief Engineer Haryana Panchkula
DCP (T) MEMBER BPAC

ARCHITECTS
Pinnacle Architects Pvt.Ltd.
938, SECTOR 14, GURGAON HARYANA

SCALE : 1:100
DRAWING NAME
TOWER-B
TYPICAL FLOOR PLAN & AREA DIAGRAM & REFUGE FLOOR PLAN & UNIT PLAN ,AREA
DRAWING NO. SUB – 13

CLIENT:-
HCBS PROMOTERS AND DEVELOPERS PVT.LTD, CARE REALTECH PVT.LTD.C/O HCBS PROMOTERS AND DEVELOPERS PVT.LTD.

PROJECT : -
PROPOSED BUILDING PLAN OF GROUP HOUSING COLONY (LICENCE NO.223 OF 2023 DATED.30.10.2023) FOR AN AREA MEASURING 5.2902 ACRES IN THE REVENUE ESTATE OF VILLAGE DH