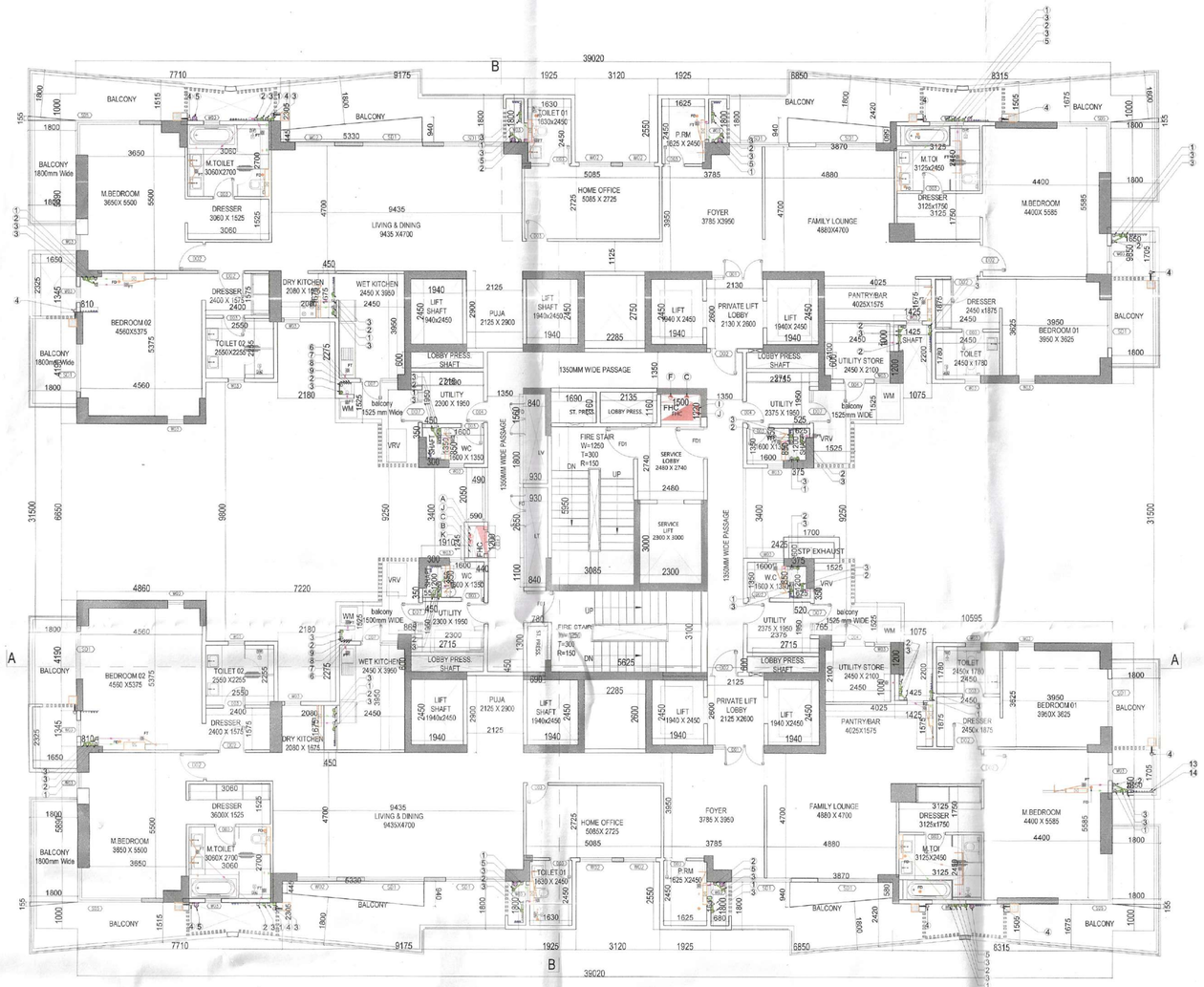

TOWER-B ( 34TH.FLOOR PLAN)
PENTHOUSE FLOOR PLAN

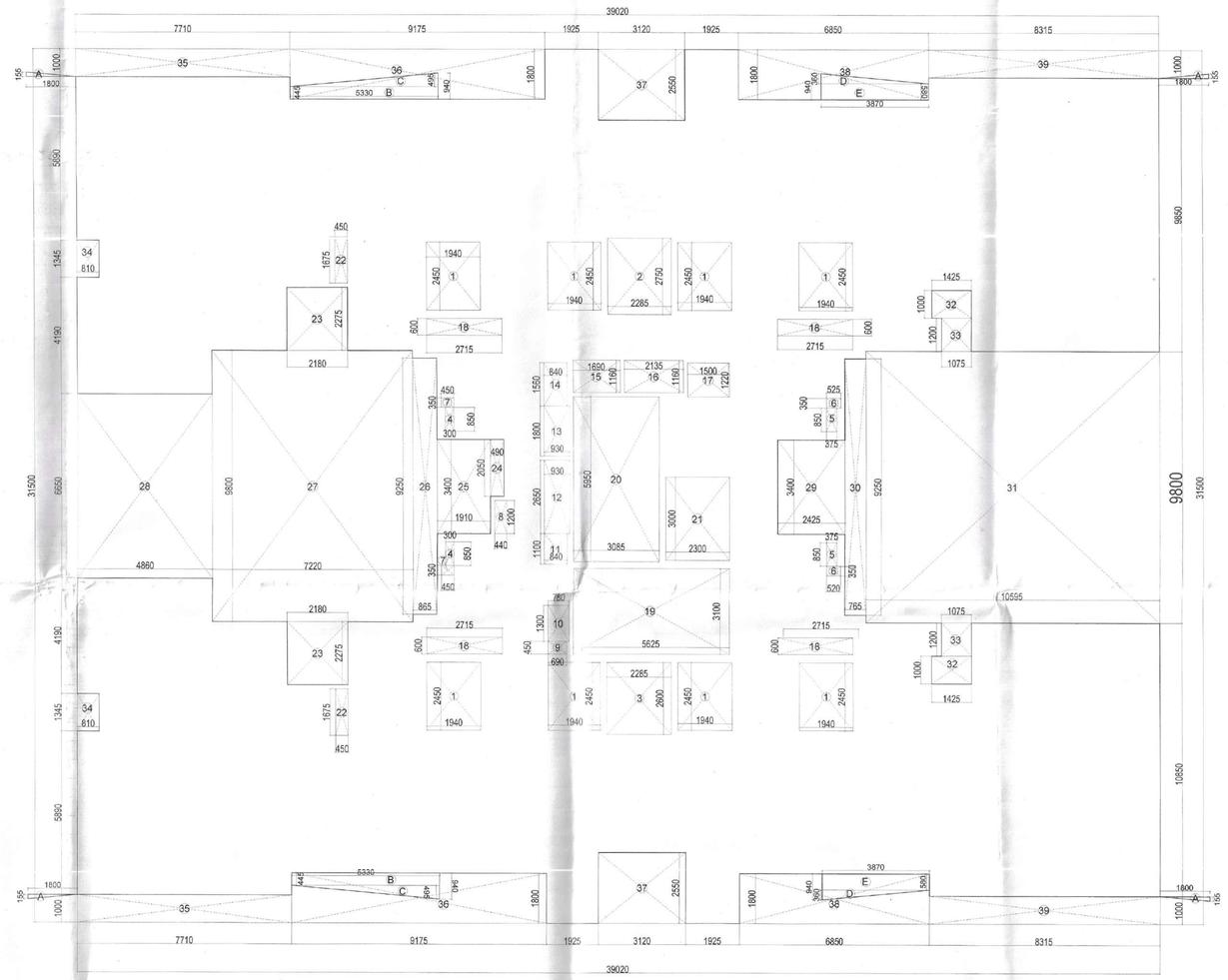

PENTHOUSE FLOOR AREA DIAGRAM

S.T.P.(HQ) Member Secretary B.P.A.C. | S.T.P.(G) Member B.P.A.C. | C.T.P.(HR) Chairman B.P.A.C.

DTP(HQ) ATP(HQ)

AD PA ATP

SANCTIONED
TO BE READ WITH THIS OFFICE
MEMO NO.
DATED

DDT(T)
MEMBER
BPAC

Rajesh Dutt
SD(HQ)

Checked and found ok for use
(Internal use only)
In forwarding letter No. 33273 Dt 10/11/24

Superintending Engineer (P)
for Chief Engineer-I
HSVP, Panchkula

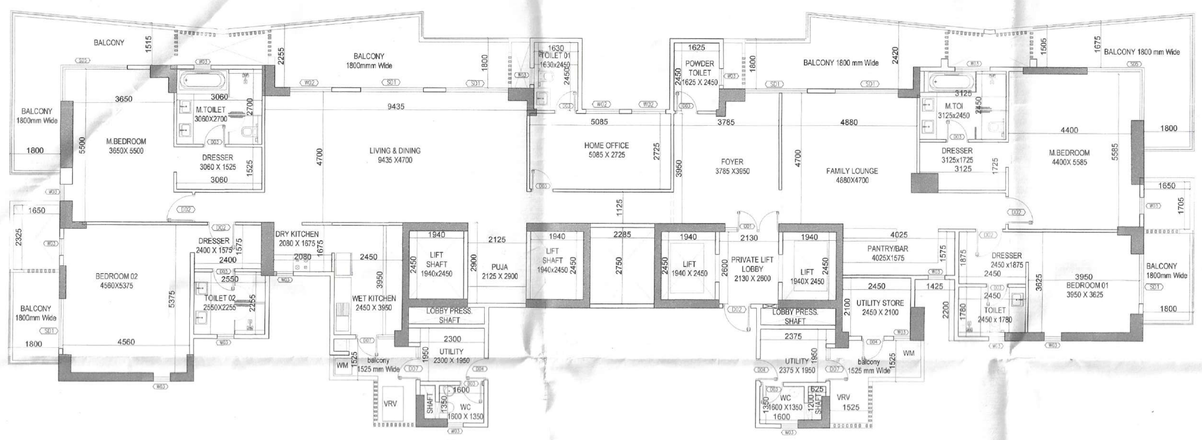

TOWER-B ( 34TH.FLOOR PLAN)
PENTHOUSE FLOOR PLAN

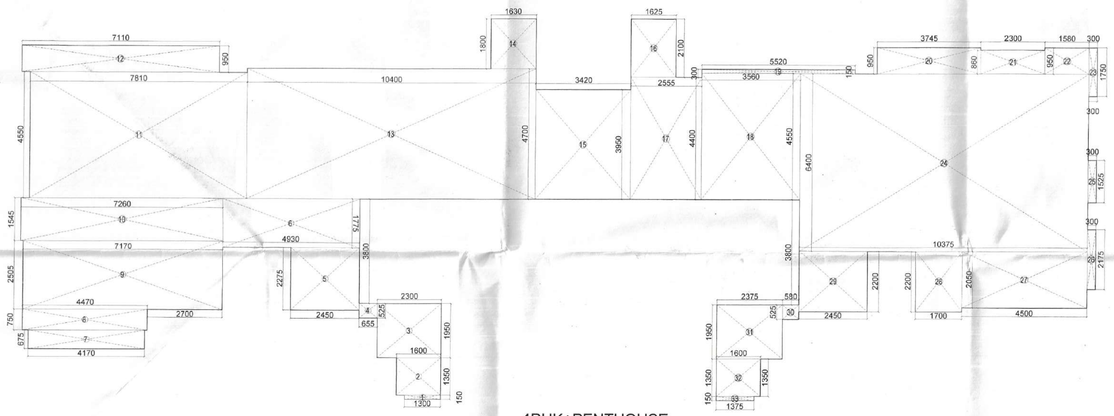

4BHK+PENTHOUSE
CARPET AREA CHART PENTHOUSE
UNIT AREA = 296.88 SQMT
BALCONY AREA = 110.51 SQMT

| 4BHK PENTHOUSE CARPET AREA CHART | | | | | | | |
|---|---|---|---|---|---|---|---|
| 1 | 1 | X | 1.300 | X | 0.150 | = | 0.195 |
| 2 | 1 | X | 1.600 | X | 1.350 | = | 2.160 |
| 3 | 1 | X | 2.300 | X | 1.950 | = | 4.485 |
| 4 | 1 | X | 0.655 | X | 0.525 | = | 0.344 |
| 5 | 1 | X | 2.450 | X | 2.275 | = | 5.574 |
| 6 | 1 | X | 4.930 | X | 1.775 | = | 8.751 |
| 7 | 1 | X | 4.170 | X | 0.675 | = | 2.815 |
| 8 | 1 | X | 4.470 | X | 0.750 | = | 3.353 |
| 9 | 1 | X | 7.170 | X | 2.505 | = | 17.961 |
| 10 | 1 | X | 7.260 | X | 1.545 | = | 11.217 |
| 11 | 1 | X | 7.810 | X | 4.550 | = | 35.536 |
| 12 | 1 | X | 7.110 | X | 0.950 | = | 6.755 |
| 13 | 1 | X | 10.400 | X | 4.700 | = | 48.880 |
| 14 | 1 | X | 1.630 | X | 1.800 | = | 2.934 |
| 15 | 1 | X | 3.420 | X | 3.950 | = | 13.509 |
| 16 | 1 | X | 1.625 | X | 2.100 | = | 3.413 |
| 17 | 1 | X | 2.555 | X | 4.400 | = | 11.242 |
| 18 | 1 | X | 3.560 | X | 4.550 | = | 16.198 |
| 19 | 1 | X | 5.520 | X | 0.150 | = | 0.828 |
| 20 | 1 | X | 3.745 | X | 0.950 | = | 3.558 |
| 21 | 1 | X | 2.300 | X | 0.860 | = | 1.978 |
| 22 | 1 | X | 1.580 | X | 0.950 | = | 1.501 |
| 23 | 1 | X | 0.300 | X | 1.750 | = | 0.525 |
| 24 | 1 | X | 10.375 | X | 6.400 | = | 66.400 |
| 25 | 1 | X | 0.300 | X | 1.525 | = | 0.458 |
| 26 | 1 | X | 0.300 | X | 2.175 | = | 0.653 |
| 27 | 1 | X | 4.500 | X | 2.050 | = | 9.225 |
| 28 | 1 | X | 1.700 | X | 2.200 | = | 3.740 |
| 29 | 1 | X | 2.450 | X | 2.200 | = | 5.390 |
| 30 | 1 | X | 0.580 | X | 0.525 | = | 0.305 |
| 31 | 1 | X | 2.375 | X | 1.950 | = | 4.631 |
| 32 | 1 | X | 1.600 | X | 1.350 | = | 2.160 |
| 33 | 1 | X | 1.375 | X | 0.150 | = | 0.206 |
| NET CARPRT AREA | | | | | | = | 296.88 |

| BALCONY AREA CHART | | | | | | | |
|---|---|---|---|---|---|---|---|
| 1 | 2 | X | 8.910 | X | 1.800 | = | 32.076 |
| 2 | 2 | X | 5.690 | X | 0.440 | = | 5.007 |
| 3 | 2 | X | 5.600 | X | 0.510 | 0.5 | 2.856 |
| 4 | 2 | X | 6.580 | X | 1.380 | = | 18.161 |
| 5 | 2 | X | 6.580 | X | 0.530 | 0.5 | 3.487 |
| 6 | 2 | X | 1.800 | X | 5.125 | = | 18.450 |
| 7 | 2 | X | 1.800 | X | 4.940 | = | 17.784 |
| 8 | 2 | X | 2.835 | X | 1.525 | = | 8.647 |
| 9 | 2 | X | 1.525 | X | 1.325 | = | 4.041 |
| NET BALCONY AREA | | | | | | = | 110.51 |

| PENTHOUSE BUILT UP AREA CHART | | | | | | | |
|---|---|---|---|---|---|---|---|
| A | 1 | X | 39.020 | X | 31.500 | = | 1229.13 |
| B | 2 | X | 1.765 | X | 0.155 | 0.5 | 0.27 |
| C | 2 | X | 5.330 | X | 0.495 | 0.5 | 2.64 |
| D | 2 | X | 5.330 | X | 0.455 | = | 4.85 |
| E | 2 | X | 3.870 | X | 0.590 | = | 4.57 |
| F | 2 | X | 3.870 | X | 0.360 | 0.5 | 1.39 |
| G | 2 | X | 1.855 | X | 0.155 | 0.5 | 0.29 |
| GROSS PLATE AREA | | | | | | | 1243.14 |
| DEDUCTIONS | | | | | | | |
| 23 | 2 | X | 2.180 | X | 2.275 | = | 9.92 |
| 24 | 1 | X | 0.490 | X | 2.050 | = | 1.00 |
| 25 | 1 | X | 1.910 | X | 3.400 | = | 6.49 |
| 26 | 1 | X | 0.965 | X | 9.250 | = | 8.93 |
| 27 | 1 | X | 7.220 | X | 9.800 | = | 70.76 |
| 28 | 1 | X | 4.860 | X | 6.650 | = | 32.32 |
| 29 | 1 | X | 2.425 | X | 3.400 | = | 8.25 |
| 30 | 1 | X | 0.765 | X | 9.250 | = | 7.08 |
| 31 | 1 | X | 10.595 | X | 9.800 | = | 103.83 |
| 32 | 2 | X | 1.425 | X | 1.000 | = | 2.85 |
| 33 | 2 | X | 1.075 | X | 1.200 | = | 2.58 |
| 34 | 2 | X | 0.810 | X | 1.345 | = | 2.18 |
| 35 | 2 | X | 7.710 | X | 1.000 | = | 15.42 |
| 36 | 2 | X | 9.175 | X | 1.800 | = | 33.03 |
| 37 | 2 | X | 3.120 | X | 2.550 | = | 15.91 |
| 38 | 2 | X | 6.850 | X | 1.800 | = | 24.66 |
| 39 | 2 | X | 8.315 | X | 1.000 | = | 16.63 |
| TOTAL | | | | | | = | 361.83 |
| NET BUILT UP AREA | | | 1243.14 | - | 361.83 | = | 881.31 |
| PENTHOUSE BUILT UP AREA | | | | | 881.31 | | |

| PENTHOUSE FLOOR AREA CHART | | | | | | | |
|---|---|---|---|---|---|---|---|
| A | 1 | X | 39.020 | X | 31.500 | = | 1229.13 |
| B | 2 | X | 1.765 | X | 0.155 | 0.5 | 0.27 |
| C | 2 | X | 5.330 | X | 0.495 | 0.5 | 2.64 |
| D | 2 | X | 5.330 | X | 0.455 | = | 4.85 |
| E | 2 | X | 3.870 | X | 0.590 | = | 4.57 |
| F | 2 | X | 3.870 | X | 0.360 | 0.5 | 1.39 |
| G | 2 | X | 1.855 | X | 0.155 | 0.5 | 0.29 |
| GROSS PLATE AREA | | | | | | | 1243.14 |
| DEDUCTIONS | | | | | | | |
| 1 | 8 | X | 1.940 | X | 2.450 | = | 38.02 |
| 2 | 1 | X | 2.285 | X | 2.750 | = | 6.28 |
| 3 | 1 | X | 2.285 | X | 2.600 | = | 5.94 |
| 4 | 2 | X | 0.300 | X | 0.850 | = | 0.51 |
| 5 | 2 | X | 0.375 | X | 0.850 | = | 0.64 |
| 6 | 2 | X | 0.520 | X | 0.350 | = | 0.36 |
| 7 | 2 | X | 0.450 | X | 0.350 | = | 0.32 |
| 8 | 1 | X | 0.440 | X | 1.200 | = | 0.53 |
| 9 | 1 | X | 0.690 | X | 0.450 | = | 0.31 |
| 10 | 1 | X | 0.780 | X | 1.300 | = | 1.01 |
| 11 | 1 | X | 0.840 | X | 1.100 | = | 0.92 |
| 12 | 1 | X | 0.930 | X | 2.650 | = | 2.46 |
| 13 | 1 | X | 0.930 | X | 1.800 | = | 1.67 |
| 14 | 1 | X | 0.840 | X | 1.560 | = | 1.31 |
| 15 | 1 | X | 1.690 | X | 1.160 | = | 1.96 |
| 16 | 1 | X | 2.135 | X | 1.160 | = | 2.48 |
| 17 | 1 | X | 1.500 | X | 1.220 | = | 1.83 |
| 18 | 4 | X | 2.715 | X | 0.600 | = | 6.52 |
| 19 | 1 | X | 5.625 | X | 3.100 | = | 17.44 |
| 20 | 1 | X | 3.085 | X | 5.950 | = | 18.36 |
| 21 | 1 | X | 2.300 | X | 3.000 | = | 6.90 |
| 22 | 2 | X | 0.450 | X | 1.675 | = | 1.51 |
| 23 | 2 | X | 2.180 | X | 2.275 | = | 9.92 |
| 24 | 1 | X | 0.490 | X | 2.050 | = | 1.00 |
| 25 | 1 | X | 1.910 | X | 3.400 | = | 6.49 |
| 26 | 1 | X | 0.965 | X | 9.250 | = | 8.93 |
| 27 | 1 | X | 7.220 | X | 9.800 | = | 70.76 |
| 28 | 1 | X | 4.860 | X | 6.650 | = | 32.32 |
| 29 | 1 | X | 2.425 | X | 3.400 | = | 8.25 |
| 30 | 1 | X | 0.765 | X | 9.250 | = | 7.08 |
| 31 | 1 | X | 10.595 | X | 9.800 | = | 103.83 |
| 32 | 2 | X | 1.425 | X | 1.000 | = | 2.85 |
| 33 | 2 | X | 1.075 | X | 1.200 | = | 2.58 |
| 34 | 2 | X | 0.810 | X | 1.345 | = | 2.18 |
| 35 | 2 | X | 7.710 | X | 1.000 | = | 15.42 |
| 36 | 2 | X | 9.175 | X | 1.800 | = | 33.03 |
| 37 | 2 | X | 3.120 | X | 2.550 | = | 15.91 |
| 38 | 2 | X | 6.850 | X | 1.800 | = | 24.66 |
| 39 | 2 | X | 8.315 | X | 1.000 | = | 16.63 |
| TOTAL | | | | | | = | 479.12 |
| NET FAR AREA | | | 1243.14 | - | 479.12 | = | 764.02 |
| PENTHOUSE FLOOR FAR AREA | | | 764.02 | | | | |

N

CLIENT:-
HCBS PROMOTERS AND DEVELOPERS PVT.LTD,
CARE REALTECH PVT.LTD.C/O HCBS PROMOTERS AND DEVELOPERS PVT.LTD.

PROJECT : -
PROPOSED BUILDING PLAN OF GROUP HOUSING COLONY (LICENCE NO.223 OF 2023 DATED.30.10.2023) FOR AN AREA MEASURING 5.2902 ACRES IN THE REVENUE ESTATE OF VILLAGE DHANKOT,TEHSIL-KADIPUR,SECTOR-102,GURUGRAM BEING DEVELOPED BY HCBS PROMOTERS AND DEVELOPERS PVT.LTD.,CARE REALTECH PVT.LTD.C/O HCBS PROMOTERS AND DEVELOPERS PVT.LTD.

ARCHITECTS
Pinnacle Architects Pvt.Ltd.
938 , SECTOR 14 , GURGAON
HARYANA

SCALE : 1:100

DRAWING NAME
TOWER-B PENTHOUSE
34TH.FLOOR PLAN & AREA DIAGRAM

DRAWING N0. SUB – 14

For HCBS Promoters & Developers Pvt. Ltd.
Authorised Signatory
APPLICANT'S SIGN.

VIMAL BAJAJ
Architect CA/96/19791
938, Sector-14, Gurgaon
ARCHITECT'S SIGN