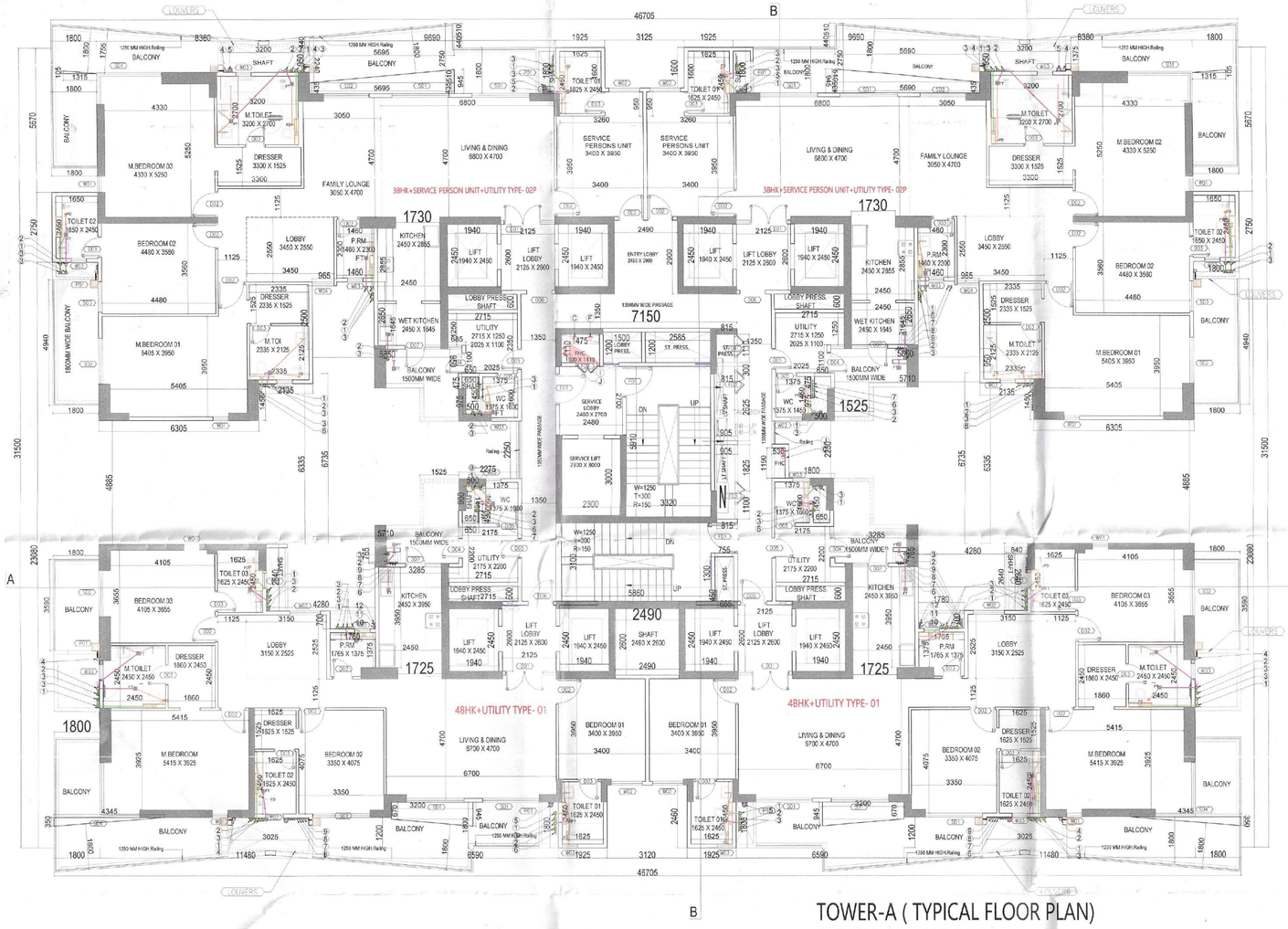

TOWER-A (TYPICAL FLOOR PLAN)
2ND.TO 15TH.FLOOR

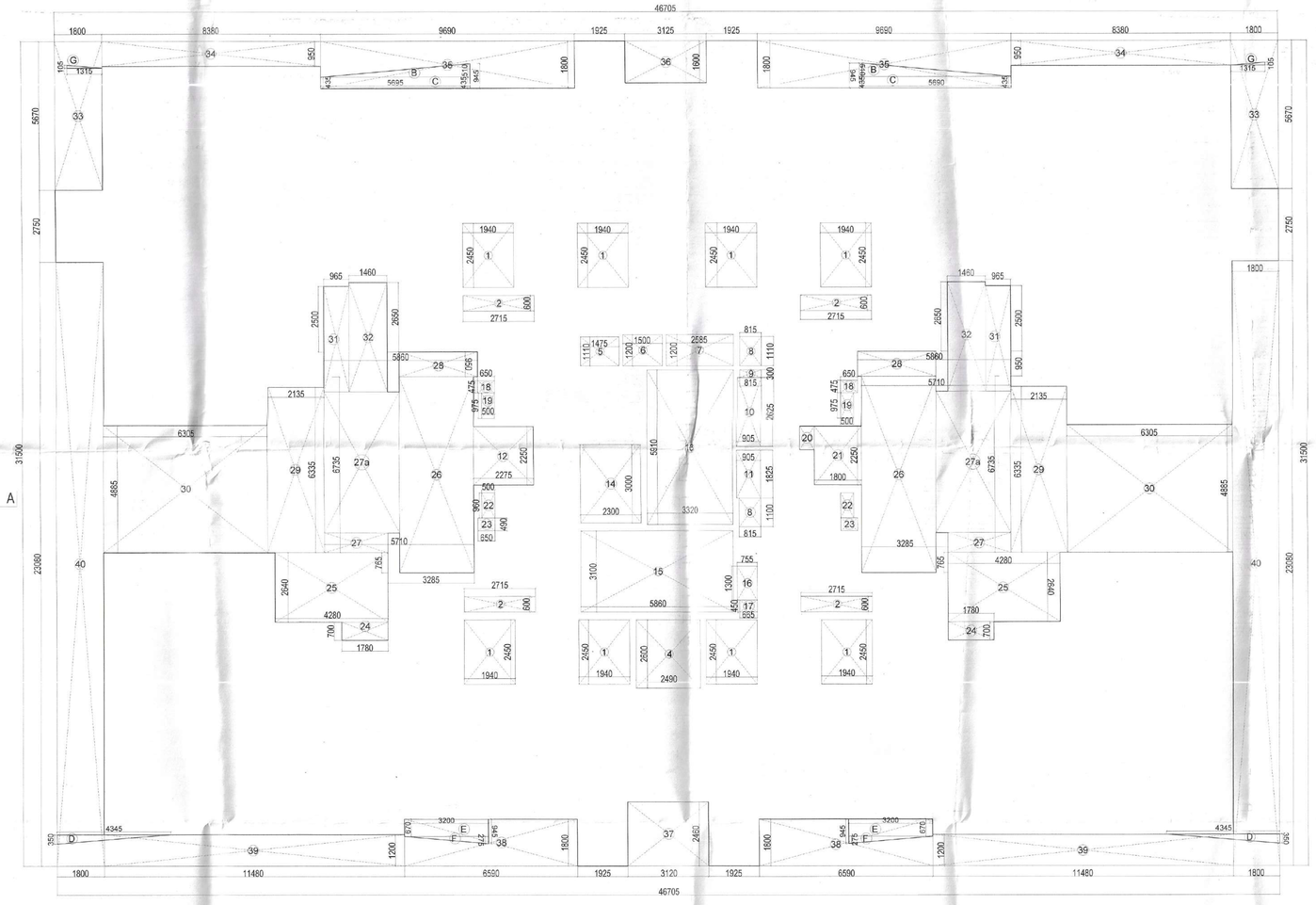

TYPICAL FLOOR AREA DIAGRAM

TOWER-A (TYPICAL FLOOR PLAN)
16TH.AND 18TH.TO25TH.AND 27TH. TO 33TH.

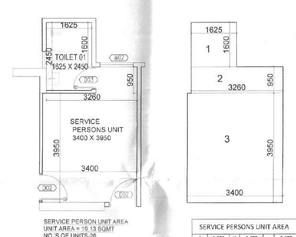

SERVICE PERSONS UNIT AREA					
1	1.525	X	1.800	=	2.680
2	3.360	X	1.800	=	6.048
3	3.400	X	1.350	=	15.450
NET CARPET AREA					15.75

PLUMBING LEGEND

FT	FLOOR TRAP	
FD	FLOOR DRAIN	
UT	URINAL TRAP	
COP	CLEAN OUT PLUG	
FCO	FLOOR CLEAN OUT PLUG	
	450X450M/M R/W KHURRA	
	300X300M/M R/W KHURRA	
	PIPE SUPPORT	
	150mm LEDGE WALL	
	115mm LEDGE WALL	
	150X150MM CUTOUT	
	100OD SOIL PIPE	
	32OD WASTE PIPE	
	50OD WASTE PIPE	
	100OD WASTE PIPE	
	110OD RAIN WATER PIPE	
	160OD RAIN WATER PIPE	

PLUMBING LEGEND

S.NO.	DESCRIPTION
1	100OD SOIL PIPE
2	100OD WASTE PIPE
3	100OD VENT PIPE
4	110 OD RAIN WATER PIPE
5	160 OD RAIN WATER PIPE
6	DOMESTIC WATER SUPPLY DOWN TAKE FOR THREE FLOOR (33-31)
7	DOMESTIC WATER SUPPLY DOWN TAKE FOR BALANCE FLOOR (30-21)
8	DOMESTIC WATER SUPPLY DOWN TAKE FOR BALANCE FLOOR (20-11)
9	DOMESTIC WATER SUPPLY DOWN TAKE FOR BALANCE FLOOR (10-01)
10	FLUSHING WATER SUPPLY DOWN TAKE FOR TOP ELEVENTH FLOOR (33-23)
11	FLUSHING WATER SUPPLY DOWN TAKE FOR BALANCE FLOOR (22-12)
12	FLUSHING WATER SUPPLY DOWN TAKE FOR BALANCE FLOOR (11-01)
13	DOMESTIC WATER RISER PIPE TO OHT
14	FLUSHING WATER RISER PIPE TO OHT

FIRE FIGHTING LEGEND FOR VERTICAL PIPES

S.NO.	DESCRIPTION
A	150O FIRE HYDRANT RISER FOR LOW ZONE (GROUND TO 10TH FLOOR LEVEL)
B	150O FIRE HYDRANT RISER FOR MIDDLE ZONE (11TH TO 23 RD FLOOR LEVEL)
C	150O FIRE HYDRANT RISER FOR HIGH ZONE (24TH TO TERRACE LEVEL)
D	150O SPRINKLER RISER FOR LOW ZONE (GROUND TO 10TH FLOOR LEVEL)
E	150O SPRINKLER RISER FOR MIDDLE ZONE (11TH TO 23 RD FLOOR LEVEL)
F	150O SPRINKLER RISER FOR HIGH ZONE(24TH TO TERRACE LEVEL)
G	150O ALTERNATE SPRINKLER RISER FOR LOW ZONE (GROUND TO 10TH FLOOR LEVEL)
H	150O ALTERNATE SPRINKLER RISER FOR MIDDLE ZONE (11TH TO 23 RD FLOOR LEVEL)
I	150O ALTERNATE SPRINKLER RISER FOR HIGH ZONE(24TH TO TERRACE LEVEL)
J	200O FREE DOWN COMMER PIPE FROM OHT
K	100O SPRINKLER DRAIN PIPE

TYPIVAL FLOOR FAR AREA CHART
(2ND.AND15TH.FLOOR)

A	1	X	46.705	X	31.500	=	1471.21
B	2	X	5.695	X	0.510	0.5	2.90
C	2	X	5.695	X	0.435	=	4.95
D	2	X	4.345	X	0.350	0.5	1.52
E	2	X	3.200	X	0.670	=	4.29
F	2	X	3.200	X	0.275	0.5	0.88
G	2	X	1.315	X	0.105	0.5	0.14
GROSS PLATE AREA							1485.89
DEDUCTIONS							
1	8	X	1.940	X	2.450	=	38.02
2	4	X	2.715	X	0.600	=	6.52
4	1	X	2.490	X	2.600	=	6.47
5	1	X	1.475	X	1.110	=	1.64
6	1	X	1.500	X	1.200	=	1.80
7	1	X	2.585	X	1.200	=	3.10
8	2	X	0.815	X	1.110	=	1.81
9	1	X	0.815	X	0.300	=	0.24
10	1	X	0.905	X	2.625	=	2.38
11	1	X	0.905	X	1.825	=	1.65
12	1	X	2.275	X	2.250	=	5.12
13	1	X	3.320	X	5.910	=	19.62
14	1	X	2.300	X	3.000	=	6.90
15	1	X	5.860	X	3.100	=	18.17
16	1	X	0.755	X	1.300	=	0.98
17	1	X	0.665	X	0.450	=	0.30
18	2	X	0.650	X	0.475	=	0.62
19	2	X	0.500	X	0.975	=	0.98
20	1	X	0.545	X	0.910	=	0.50
21	1	X	1.800	X	2.250	=	4.05
22	2	X	0.500	X	0.960	=	0.96
23	2	X	0.650	X	0.490	=	0.64
24	2	X	1.780	X	0.700	=	2.49
25	2	X	4.280	X	2.640	=	22.60
26	2	X	2.835	X	7.495	=	42.50
27	2	X	2.420	X	0.760	=	3.68
27a	2	X	2.870	X	5.395	=	30.97
28	2	X	2.985	X	0.950	=	5.67
29	2	X	2.135	X	6.335	=	27.05
30	2	X	6.305	X	4.885	=	61.60
31	2	X	0.965	X	4.025	=	7.77
32	2	X	1.460	X	4.175	=	12.19
33	2	X	1.800	X	5.670	=	20.41
34	2	X	8.380	X	0.950	=	15.92
35	2	X	9.690	X	1.800	=	34.88
36	1	X	3.125	X	1.600	=	5.00
37	1	X	3.120	X	2.460	=	7.68
38	2	X	6.590	X	1.800	=	23.72
39	2	X	11.480	X	1.200	=	27.55
40	2	X	1.800	X	23.080	=	83.09
TOTAL						=	557.23
NET FAR AREA	1485.89	-	557.23	=	928.67		

TYPICAL FLOOR BUILT UP AREA CHART
(2ND.AND15TH.FLOOR)

A	1	X	46.705	X	31.500	=	1471.21
B	2	X	5.695	X	0.510	0.5	2.90
C	2	X	5.695	X	0.435	=	4.95
D	2	X	4.345	X	0.350	0.5	1.52
E	2	X	3.200	X	0.670	=	4.29
F	2	X	3.200	X	0.275	0.5	0.88
G	2	X	1.315	X	0.105	0.5	0.14
GROSS PLATE AREA							1485.89
DEDUCTIONS							
4	1	X	2.490	X	2.600	=	6.47
12	1	X	2.275	X	2.250	=	5.12
20	1	X	0.545	X	0.910	=	0.50
21	1	X	1.800	X	2.250	=	4.05
22	2	X	0.500	X	0.960	=	0.96
23	2	X	0.650	X	0.490	=	0.64
24	2	X	1.780	X	0.700	=	2.49
25	2	X	4.280	X	2.640	=	22.60
26	2	X	2.835	X	7.495	=	42.50
27	2	X	2.420	X	0.760	=	3.68
27a	2	X	2.870	X	5.395	=	30.97
28	2	X	2.985	X	0.950	=	5.67
29	2	X	2.135	X	6.335	=	27.05
30	2	X	6.305	X	4.885	=	61.60
31	2	X	0.965	X	4.025	=	7.77
32	2	X	1.460	X	4.175	=	12.19
33	2	X	1.800	X	5.670	=	20.41
34	2	X	8.380	X	0.950	=	15.92
35	2	X	9.690	X	1.800	=	34.88
36	1	X	3.125	X	1.600	=	5.00
37	1	X	3.120	X	2.460	=	7.68
38	2	X	6.590	X	1.800	=	23.72
39	2	X	11.480	X	1.200	=	27.55
40	2	X	1.800	X	23.080	=	83.09
TOTAL						=	452.51
NET BUILT UP AREA	1485.89	-	452.51	=	1033.39		

DOOR WINDOW SCHEDULE

TYPE	Finished Opening Size (W x H)	Width	Lintel Ht. from FFL	Sill Ht. from FFL
DOORS				
D1	1500X2450	1500	2450	0
D2	1000X2450	1000	2450	0
D3	800X2450	800	2450	0
D4	800X2450	800	2450	0
D5	800X2450	800	2450	0
D6	1000X2450	1000	2450	0
D7	1400X2450	1400	2450	0
D8	1200X2450	1200	2450	0
D9	1225X2450	1225	2450	0
D10	2000X2750	2000	2750	0
D11	1200X2750	1200	2750	0
D12	1000X2450	1000	2450	0
D13	750X2450	750	2450	0
D14	1500X2450	1500	2450	0
SLIDING DOOR SCHEDULE				
SD1	2250X2450	2250	2450	0
SD2	1800X2450	1800	2450	0
SD3	1500X2450	1500	2450	0
SD4	3800X2450	3800	2450	0
SD5	3710X2450	3710	2450	0
SD6	3930X2450	3930	2450	0
SD7	1000X2450	1000	2450	0
WINDOWS				
W1	600X2150	600	2450	300
W2	1200X2150	1200	2450	300
W3	600X1200	600	2450	1250
W4	865X2150	865	2450	300
SERVICE DOOR SCHEDULE				
FD1	1200X2450	1200	2450	0
FD2	X			
FD3	X			
FD4	X			
LIFT DOOR				
L1	1000X2450	1000	2450	0
L2	1000X2450	1000	2450	0
L3	1000X2450	1000	2450	0

S.T.P.(HQ) Member Secretary B.P.A.C. | S.T.P.(G) Member B.P.A.C. | C.T.P.(HR) Chairman B.P.A.C.

DTP(HQ) ATP(HQ)

AD PA ATP

Rajesh Dutt SD(HQ)

SANCTIONED
TO BE READ WITH THIS OFFICE
MEMO NO.:
DATED:

Checked an ... Letter No. 83232 Dt/ 10/10/24

Su ... for Ch ... HS ... Engineer (HQ)

DDT(T) MEMBER BPAC

ARCHITECTS
Pinnacle Architects Pvt.Ltd.
908 , SECTOR 14 , GURGAON HARYANA

SCALE : 1:100

DRAWING NAME
TOWER-A
TYPICAL FLOOR PLAN

DRAWING NO. SUB - 09

CLIENT:-
HCBS PROMOTERS AND DEVELOPERS PVT.LTD,
CARE REALTECH PVT.LTD.C/O HCBS PROMOTERS AND DEVELOPERS PVT.LTD.

PROJECT : -
PROPOSED BUILDING PLAN OF GROUP HOUSING COLONY (LICENCE NO.223 OF.2023 DATED.30.10.2023) FOR AN AREA MEASURING 5.2902 ACRES IN THE REVENUE ESTATE OF VILLAGE DHANKOT,TEHSIL-KADIPUR,SECTOR-102,GURUGRAM BEING DEVELOPED BY HCBS PROMOTERS AND DEVELOPERS PVT.LTD.,CARE REALTECH PVT.LTD.C/O HCBS PROMOTERS AND DEVELOPERS PVT.LTD.

N

For HCBS Promoters & Developers Pvt. Ltd.
Authorised Signatory
APPLICANT'S SIGN.

VIMAL JAIN
Architect A/46/1791
938, Sector 14 Gurgaon
ARCHITECT'S SIGN