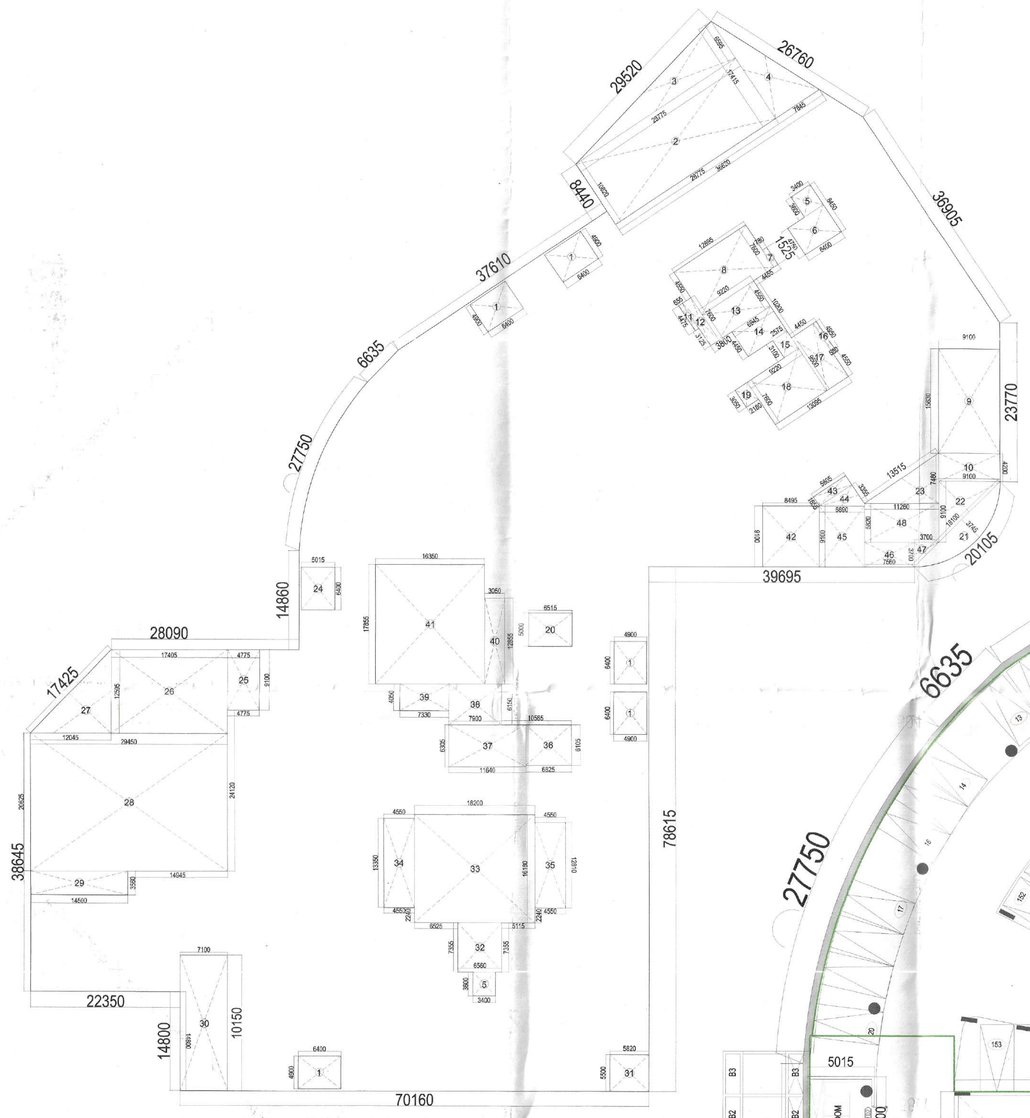

BASEMENT-02 SERVICES AREA DIAGRAM

BASEMENT-02 SERVICES AREA CHART							
1	5	X	6.400	X	4.900	=	156.80
2	1	X	28.775	X	10.820	=	311.35
3	1	X	28.775	X	6.595	0.5	94.89
4	1	X	7.845	X	17.415	0.5	68.31
5	2	X	3.400	X	3.600	=	24.48
6	1	X	6.400	X	4.750	=	30.40
7	1	X	0.780	X	3.050	=	2.38
8	1	X	12.895	X	7.600	=	98.00
9	1	X	9.100	X	15.630	=	142.23
10	1	X	9.100	X	4.200	=	38.22
11	1	X	0.655	X	4.475	=	2.93
12	1	X	1.525	X	7.600	=	11.59
13	1	X	9.220	X	4.550	=	41.95
14	1	X	6.945	X	4.450	=	30.91
15	1	X	2.575	X	3.100	=	7.98
16	1	X	0.580	X	4.950	=	2.87
17	1	X	3.875	X	9.500	=	36.81
18	1	X	9.220	X	7.600	=	70.07
19	1	X	2.180	X	3.050	=	6.65
20	1	X	6.515	X	5.000	=	32.58
21	1	X	18.100	X	3.745	0.66	44.74
22	1	X	9.100	X	9.100	0.5	41.41
23	1	X	11.260	X	7.480	0.5	42.11
24	1	X	5.015	X	6.400	=	32.10
25	1	X	4.775	X	9.100	=	43.45
26	1	X	17.405	X	12.595	=	219.22
27	1	X	12.045	X	12.595	0.5	75.85
28	1	X	28.450	X	20.625	=	586.78
29	1	X	14.500	X	3.560	=	51.62
30	1	X	7.100	X	20.300	=	144.13
31	1	X	5.820	X	5.500	=	32.01
32	1	X	6.560	X	7.355	=	48.25
33	1	X	18.200	X	16.180	=	294.48
34	1	X	4.550	X	13.350	=	60.74
35	1	X	4.550	X	12.810	=	58.29
36	1	X	6.825	X	6.105	=	41.67
37	1	X	11.640	X	6.305	=	73.39
38	1	X	7.900	X	6.150	=	48.59
39	1	X	7.330	X	4.050	=	29.69
40	1	X	3.050	X	12.855	=	39.21
41	1	X	16.350	X	17.855	=	291.93
42	1	X	8.495	X	9.100	=	77.30
43	1	X	5.805	X	1.655	=	9.61
44	1	X	6.690	X	3.355	0.5	11.22
45	1	X	6.690	X	9.100	=	60.88
46	1	X	7.560	X	3.700	=	27.97
47	1	X	3.700	X	3.700	0.5	6.85
48	1	X	11.260	X	5.820	=	65.53
TOTAL						=	3770.39

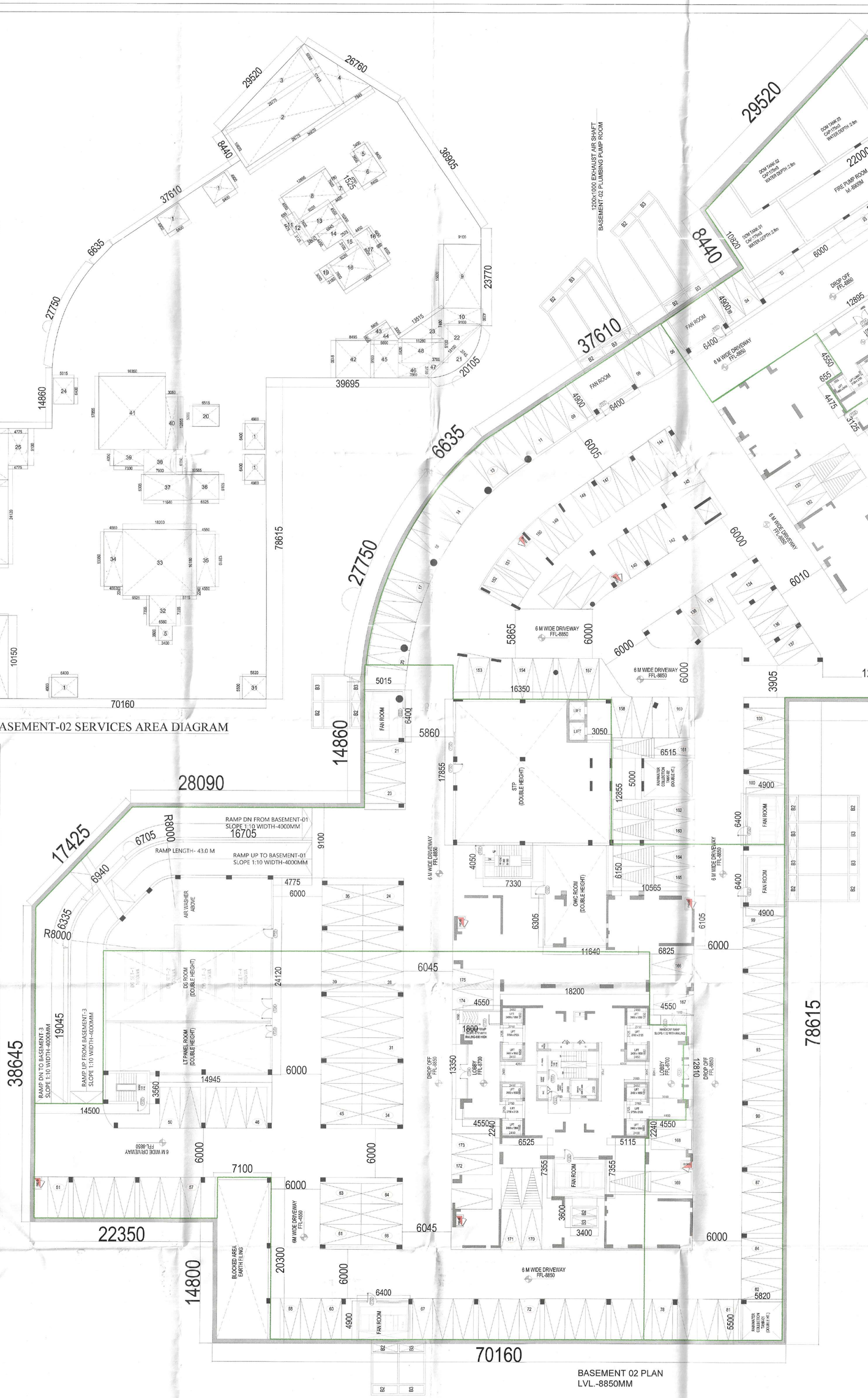

BASEMENT 02 PLAN
LVL.-8850MM

BASEMENT-02 NON FAR AREA CHART							
A	1	X	70.160	X	66.040	=	4633.37
B	1	X	22.350	X	38.645	=	863.72
C	1	X	12.045	X	12.595	0.5	75.85
D	1	X	10.305	X	12.595	=	129.79
E	1	X	52.375	X	14.860	=	778.29
F	1	X	AS P LINE			=	174.74
G	1	X	11.010	X	14.710	=	161.96
H	1	X	4.585	X	4.795	0.5	10.99
I	1	X	6.425	X	4.795	=	30.81
J	1	X	6.425	X	4.270	0.5	13.72
K	1	X	42.120	X	10.510	=	442.68
L	1	X	39.695	X	12.800	=	508.10
M	1	X	18.100	X	3.750	0.66	44.80
N	1	X	12.800	X	12.800	0.5	81.92
O	1	X	83.605	X	23.770	=	1987.29
P	1	X	31.110	X	20.670	0.5	321.52
Q	1	X	32.090	X	30.750	=	986.77
R	1	X	20.405	X	30.750	0.5	313.73
S	1	X	6.830	X	4.295	0.5	14.67
T	1	X	25.255	X	4.295	=	108.47
U	1	X	25.255	X	13.710	0.5	173.12
V	1	X	3.080	X	2.920	0.5	4.50
W	1	X	13.065	X	2.920	0.5	19.07
X	1	X	5.610	X	8.440	0.5	23.67
Y	1	X	8.440	X	7.455	=	62.92
GROSS PLATE AREA							11966.46
DEDUCTIONS			SERVICES AREA				
SERVICES TOTAL AREA						=	3770.39
NET AREA			11966.46	-	3770.39	=	8196.07
BASEMENT-02 PARKING AREA					8196.07		SQ.MT
NO.S OF PARKING-B2@32						=	256
BASEMENT-2 PARKING BAYS PROVIDED						=	175

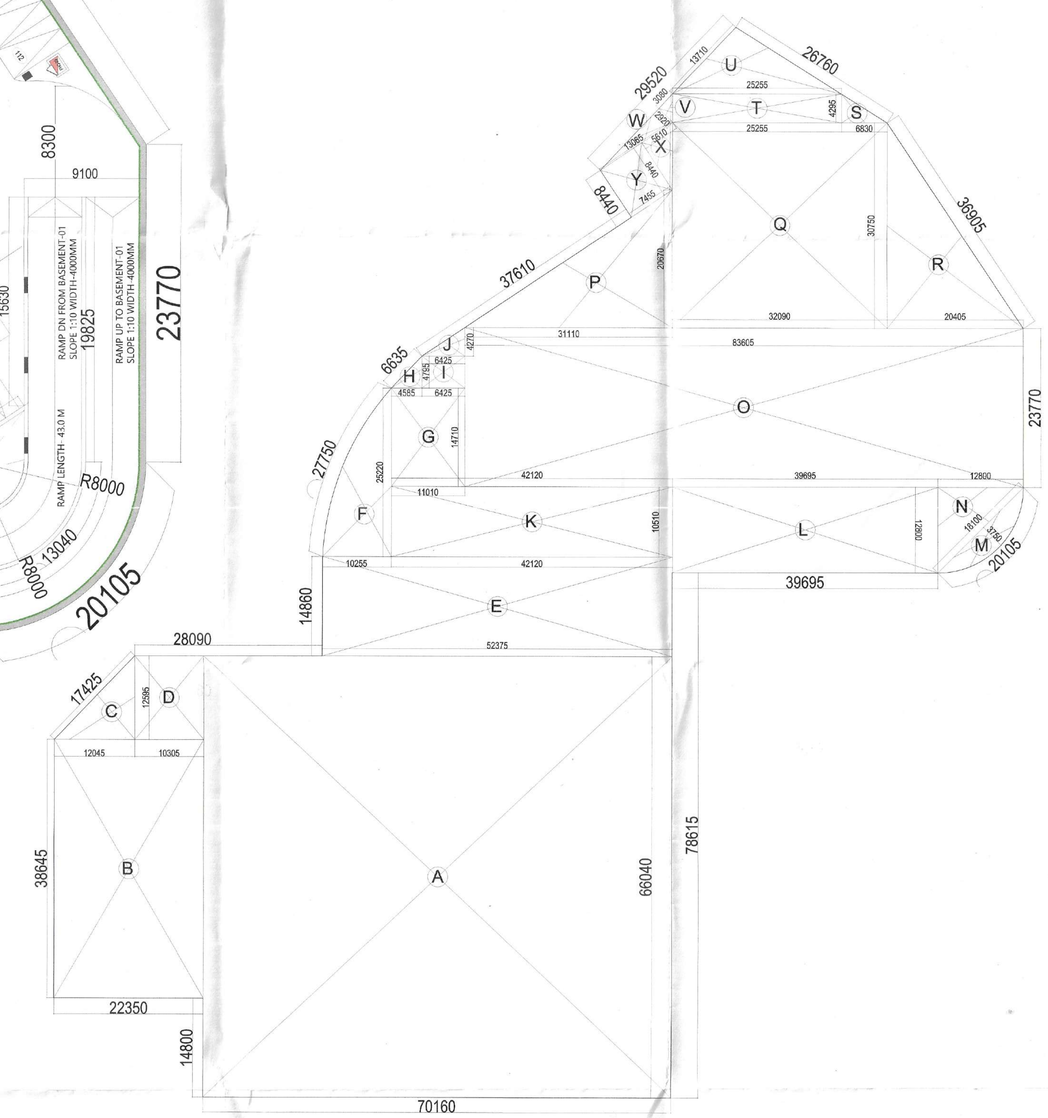

BASEMENT-02 AREA DIAGRAM

NOTE:- BACK TO BACK PARKING SINGLE UNIT OWNER NOT COUNTED IN TOTAL NO.S OF BAYS

N

CLIENT:-
HCBS PROMOTERS AND DEVELOPERS PVT.LTD,
CARE REALTECH PVT.LTD.C/O HCBS PROMOTERS AND DEVELOPERS PVT.LTD.

PROJECT : -
PROPOSED BUILDING PLAN OF GROUP HOUSING COLONY (LICENCE NO.223 OF.2023 DATED.30.10.2023) FOR AN AREA MEASURING 5.2902 ACRES IN THE REVENUE ESTATE OF VILLAGE DHANKOT,TEHSIL-KADIPUR,SECTOR-102,GURUGRAM BEING DEVELOPED BY HCBS PROMOTERS AND DEVELOPERS PVT.LTD.,CARE REALTECH PVT.LTD.C/O HCBS PROMOTERS AND DEVELOPERS PVT.LTD.

ARCHITECTS
Pinnacle Architects Pvt.Ltd.
938 , SECTOR 14 , GURGAON
HARYANA

For HCBS Promoters & Developers Pvt. Ltd.
Authorised Signatory
APPLICANT'S SIGN.

SCALE : 1:100

DRAWING NAME:-
BASEMENT-02
BASEMENT-02 FLOOR PLAN & AREA DIAGRAM

DRAWING NO. SUB – 05

DDT(HQ)
MEMBER
BPAC

VIMAL BAJAJ
Architect CA/96/1979
938, Sector-14, Gurgaon
ARCHITECT'S SIGN

S.T.P.(HQ) Member Secretary B.P.A.C. | S.T.P.(G) Member B.P.A.C. | C.T.P.(HR) Chairman B.P.A.C.
DTP(HQ) | ATP(HQ)
AD | PA | ATP | Rajesh Dutt SD(HQ)

SANCTIONED
TO BE READ WITH THIS OFFICE
MEMO No.
DATED

Checked and ... Health (Internal) Services only subject to comments in forwarding letter No. 232132 Dt 10/11/24
Superintending Engineer (HQ)
for Chief Engineer-I
HSVP, Panchkula