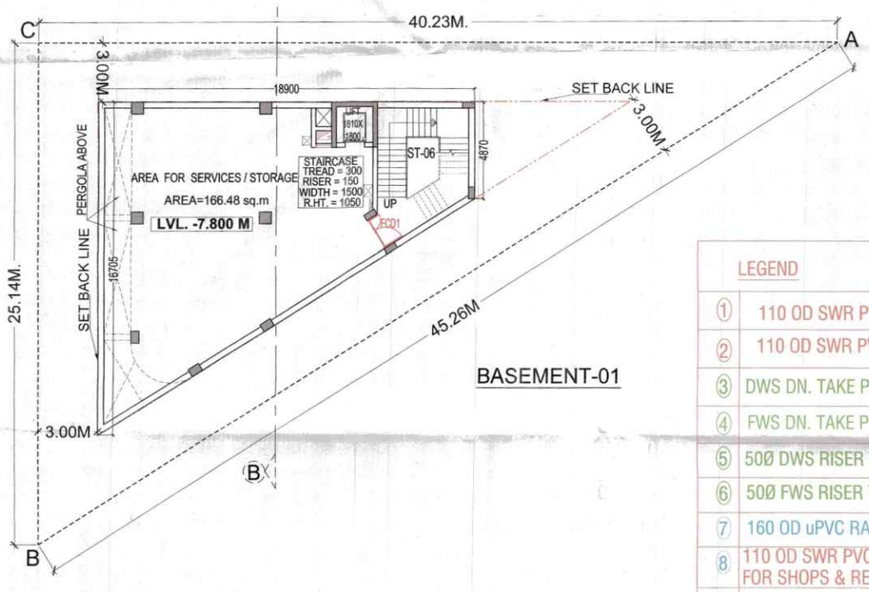


BASEMENT-01

| LEGEND | |
|---|---|
| 1 | 110 OD SWR PVC SOIL & VENT PIPE |
| 2 | 110 OD SWR PVC WASTE & VENT PIPE |
| 3 | DWS DN. TAKE PIPE |
| 4 | FWS DN. TAKE PIPE |
| 5 | 50Ø DWS RISER TO O.H.T. FILLING TANK |
| 6 | 50Ø FWS RISER TO O.H.T. FILLING TANK |
| 7 | 160 OD uPVC RAIN WATER PIPE |
| 8 | 110 OD SWR PVC WASTE & VENT PIPE FOR SHOPS & RESTAURANT |
| 8 | DOMESTIC WATER SUPPLY FOR HYDROPNUMATIC |
| F.T. | FLOOR TRAP |
| U.T. | URINAL TRAP |
| F.D. | FLOOR DRAIN |
| COP | CLEAN OUT PLUG |

| Exit Calculation For 1st Basement Floor | | | | | | | |
|---|---|---|---|---|---|---|---|
| Total Gross area | | | | 6601.909 | | | SQM. |
| Floors | | Average occupant load as per NBC | No. of occupant | As per NBC (@ 10mm/ Person) | Exit Required (MM) | STAIR CASE NO | EXIT Provided (MM) |
| Parking & Services | 6601.909 | 30 | 220.06 | 10 | 2200.64 | ST-01 | 2000 |
| | | | | | | ST-02 | 2000 |
| | | | | | | ST-03 | 2000 |
| | | | | | | ST-04 | 2000 |
| TOTAL | | | 220 | | 2201 | | 8000 |

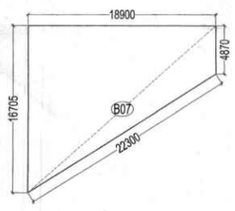

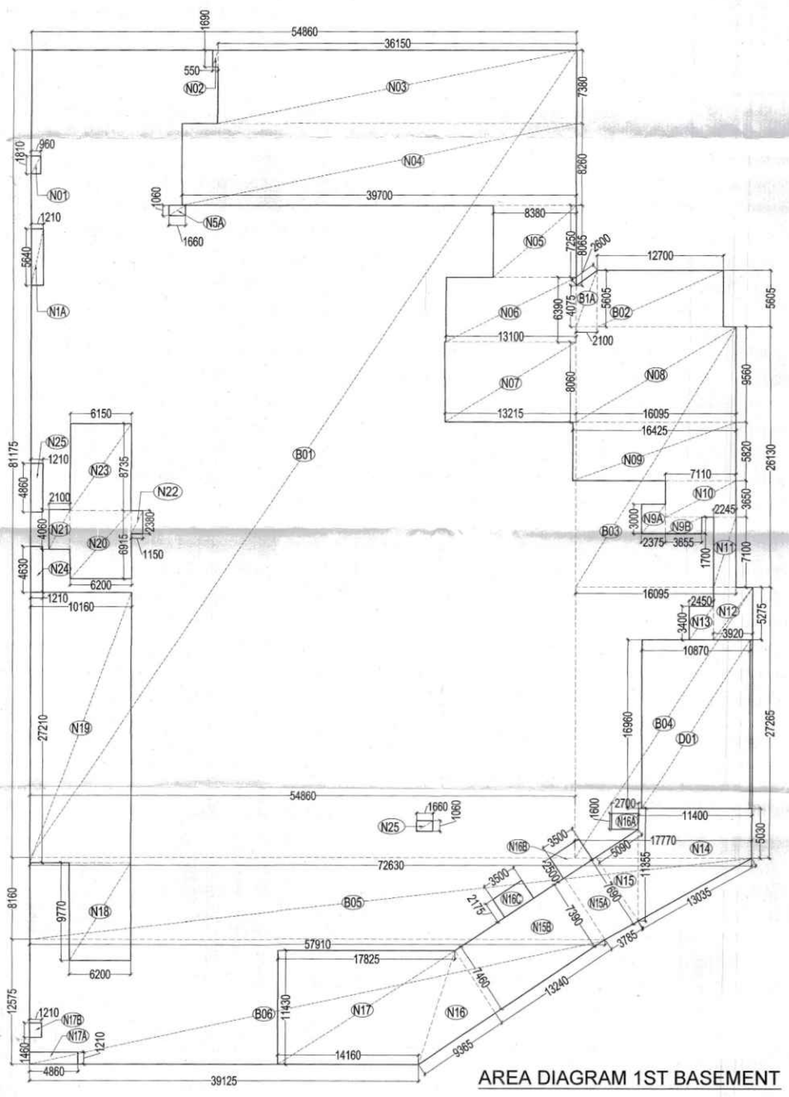

AREA DIAGRAM 1ST BASEMENT

S.T.P.(HQ) Member Secretary B.P.A.C. — S.T.P.(G) Member B.P.A.C. — C.T.P.(HQ) Chairman B.P.A.C.

DTP(HQ) — ATP(HQ)

Ram Avtar Bassi
JD(HQ)

AD — PA — ATP

SANCTIONED
TO BE READ WITH THIS OFFICE MEMO NO.:
DATED :

Checked and found ok for Public Health (Internal) Service only subject to comments in in forwarding letter No. 286-376 Dt. 9.10.24

Superintending Engineer (HQ)
for Chief Engineer-I
HSVP, Panchkula

DTP(HQ) Member B.P.A.C.

| 1st. BASEMENT FLOOR AREA CALCULATION | | | | | | |
|---|---|---|---|---|---|---|
| COVD. AREA AT 1st. BASEMENT = ADDITION - DEDUCTION | | | | | | |
| Sr No | Dim (m) | X | Dim (m) | Fec. | Nos | Area (SQM) |
| ADDITION AREA | | | | | | |
| B01 | 54.860 | X | 81.175 | 1.00 | 1 | 4453.261 |
| B1A | (5.605+4.075 ) / 2 X 2.100 | | | | 1 | 10.164 |
| B02 | 12.700 | X | 5.605 | 1.00 | 1 | 71.184 |
| B03 | 16.095 | X | 26.130 | 1.00 | 1 | 420.562 |
| B04 | 17.770 | X | 27.265 | 1.00 | 1 | 484.499 |
| B05 | ( 57.910+ 72.630) / 2 X 8.160 | | | | 1 | 532.603 |
| B06 | ( 57.910 + 39.125 ) / 2 X 12.575 | | | | 1 | 610.108 |
| B07 | ( 16.705 + 4.870 ) / 2 X 18.900 | | | | 1 | 203.884 |
| TOTAL ADDITION AREA ( A ) | | | | | | 6786.264 |
| DEDUCTION AREA | | | | | | |
| D01 | 10.870 | X | 16.960 | 1.00 | 1 | 184.355 |
| TOTAL DEDUCTION AREA ( B ) | | | | | | 184.355 |
| TOTAL COVD. AREA AT 1st. BASEMENT ( C ) = ( A - B ) | | | | | | 6601.909 |
| SERVICES AREA AT 1st. BASEMENT | | | | | | |
| B1A | (5.605+4.075 ) / 2 X 2.100 | | | | 1 | 10.164 |
| B02 | 12.700 | X | 5.605 | 1.00 | 1 | 71.184 |
| B07 | ( 16.705 + 4.870 ) / 2 X 18.900 | | | | 1 | 203.884 |
| N01 | 0.960 | X | 1.810 | 1.00 | 1 | 1.738 |
| N1A | 1.210 | X | 5.640 | 1.00 | 1 | 6.824 |
| N02 | 0.550 | X | 1.690 | 1.00 | 1 | 0.930 |
| N03 | 36.150 | X | 7.380 | 1.00 | 1 | 266.787 |
| N04 | 39.700 | X | 8.260 | 1.00 | 1 | 327.922 |
| N05 | 8.380 | X | 7.250 | 1.00 | 1 | 60.755 |
| N5A | 1.660 | X | 1.060 | 1.00 | 2 | 3.519 |
| N06 | 13.100 | X | 6.390 | 1.00 | 1 | 83.709 |
| N07 | 13.215 | X | 8.060 | 1.00 | 1 | 106.513 |
| N08 | 16.095 | X | 9.560 | 1.00 | 1 | 153.868 |
| N09 | 16.425 | X | 5.820 | 1.00 | 1 | 95.594 |
| N9A | 2.375 | X | 3.000 | 1.00 | 1 | 7.125 |
| N9B | 3.655 | X | 1.700 | 1.00 | 1 | 6.214 |
| N10 | 7.110 | X | 3.650 | 1.00 | 1 | 25.952 |
| N11 | 2.245 | X | 7.100 | 1.00 | 1 | 15.940 |
| N12 | 3.920 | X | 5.275 | 1.00 | 1 | 20.678 |
| N13 | 2.450 | X | 3.400 | 1.00 | 1 | 8.330 |
| N14 | ( 11.355+ 5.030 ) / 2 X 11.400 | | | | 1 | 93.395 |
| N15 | 5.090 | X | 7.690 | 0.50 | 1 | 19.571 |
| N15A | ( 7.690 + 7.390 ) / 2 X 3.785 | | | | 1 | 28.539 |
| N15 B | ( 7.460 + 7.390 ) / 2 X 13.240 | | | | 1 | 98.307 |
| N16 | 7.460 | X | 9.365 | 0.50 | 1 | 34.931 |
| N16A | 2.700 | X | 1.600 | 1.00 | 1 | 4.320 |
| N16B | 3.500 | X | 2.500 | 1.00 | 1 | 8.750 |
| N16C | 3.500 | X | 2.175 | 1.00 | 1 | 7.613 |
| N17 | ( 17.825 + 14.160 ) / 2 X 11.430 | | | | 1 | 182.794 |
| N17A | 4.860 | X | 1.210 | 1.00 | 1 | 5.881 |
| N17B | 1.210 | X | 1.460 | 1.00 | 1 | 1.767 |
| N18 | 6.200 | X | 9.770 | 1.00 | 1 | 60.574 |
| N19 | 10.160 | X | 27.210 | 1.00 | 1 | 276.454 |
| N20 | 6.200 | X | 6.915 | 1.00 | 1 | 42.873 |
| N21 | 2.100 | X | 4.060 | 1.00 | 1 | 8.526 |
| N22 | 1.150 | X | 2.380 | 1.00 | 1 | 2.737 |
| N23 | 6.150 | X | 8.735 | 1.00 | 1 | 53.720 |
| N24 | 1.210 | X | 4.630 | 1.00 | 1 | 5.602 |
| N25 | 1.210 | X | 4.860 | 1.00 | 1 | 5.881 |
| SERVICES AREA ( D ) | | | | | | 2419.861 |
| TOTAL PARKING AREA AT 1st. BASEMENT = ( C-D ) | | | | | | 4182.048 |
| ECS PARKING AVAILABLE FOR 1st. BASEMENT=(4182.048 /32) | | | | | | 131 ECS |
| PARKING BAYS PROVIDED AT 1ST BASEMENT = SINGLE CAR = 106 BAYS , HANDICAPPED CAR = 02 BAYS,TWO WHEELER = 72 BAYS | | | | | | 180 BAYS |

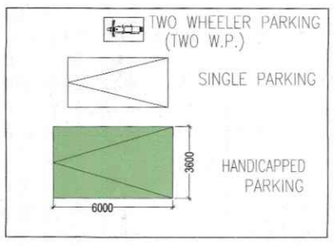


| SCHEDULE OF -OPENINGS | | | | | |
|---|---|---|---|---|---|
| TYPE | WIDTH | HEIGHT | SILL HT | LINTEL | FIRE RATED |
| D | 2000 | 2100 | - | 2100 | |
| D1 | 1500 | 2100 | - | 2100 | |
| D2 | 1200 | 2100 | - | 2100 | |
| D3 | 900 | 2100 | - | 2100 | |
| D4 | 750 | 2100 | - | 2100 | |
| FCD | 2000 | 2100 | - | 2100 | 2 Hr. |
| FCD1 | 1500 | 2100 | - | 2100 | 2 Hr. |
| FCD2 | 1200 | 2100 | - | 2100 | 2 Hr. |
| FCD3 | 900 | 2100 | - | 2100 | 2 Hr. |
| FCD4 | 3500 | 3000 | - | 3000 | 2 Hr. |
| FCD5 | 1800 | 2100 | - | 2100 | 2 Hr. |
| G/D | 3425 | 2700 | - | 2700 | |
| GL | AS/PLAN | 2400 | - | 2400 | |
| W1 | AS/PLAN | 2400 | - | 600 | |

NOTES:-

THIS DEVELOPMENT HAS BEEN CONCEIVED, DESIGNED AND DRAFTED ON THE BASIS OF THE FOLLOWING:-

1. ALL USEABLE OFFICE SPACES/RETAIL SPACES (LIKE SHOP AREAS, ENTERTAINMENT) WILL BE AIR-CONDITIONED. THEREFORE,NO PROVISION HAS BEEN MADE FOR NATURAL VENTILATION OF SPACES.
2. ALL TOILETS/KITCHENS WILL BE MECHANICALLY VENTILATED.CONDITIONED AIR FROM THE FLOOR WILL BE SUCKED IN TO THE TOILETS/KITCHENS AND VENTED OUT THROUGH A VENT SHAFT.
3. ALL SPACES (OFFICE SPACES,RETAIL SPACES,SERVICE AREAS, PARKING BASEMENT,ETC) WILL BE ARTIFICIALLY LIT. ANY NATURAL LIGHT WHICH IS AVAILABLE IN THE OFFICE SPACES IS ONLY INCIDENTAL AND NOT ESSENTIAL TO THE FUNCTIONING OF THE BUILDING.
4. 100% STANDBY GENERATING CAPACITY WILL BE PROVIDED FOR THE ENTIRE ELECTRICAL REQUIREMENT OF THE TOTAL SCHEME. THIS THEREFORE INCLUDE STANDBY GENERATION FOR ALL COMMON SERVICES, FIRE SERVICES, LIFTS ETC. AND ALSO THE ENTIRE ELECTRICAL LOAD FOR VENTILATION,AIR-CONDITIONING, LIGHTS AND ALL OFFICE EQUIPMENT.
5. BASEMENT WILL BE VENTILATED.
6. THIS BUILDING WILL BE SPRINKLED AS PER NBC NORMS.
7. HANDICAP RAMP WITH RAILING

OWNER'S SIGN

GIAN P. MATHUR
ARCHITECT
B. Arch., M.C.A. I.I.A
CA No. 80/5769
ARCHITECT'S SIGN

PROJECT:-

PROPOSED BUILDING PLAN OF COMMERCIAL COLONY AREA MEASURING 2.36875 ACRES (LICENCE NO. 48 DATED 18-04-2022) IN SECTOR-89, GURUGRAM BEING DEVELOPEDBY RECEPTIVE BUILDWELL LLP.

TITLE:- 1ST BASEMENT PLAN

DRG.NO.:- SB-03

THIS DRAWING IS THE PROPERTY OF GIAN.P.MATHUR & ASSOC.(P) LTD AND SHALL NOT BE USED,COPIED OR REPRODUCED WITHOUT THEIR WRITTEN PERMISSION

DEALT R.S.
CHKD A.S.

GIAN P. MATHUR AND ASSOCIATES (P) LTD.
C - 55, East Of Kailash, New Delhi-110065
T : 46599599 I F 46599512
E : gpma@airtelmail.in I W : www.gpmindia.com

SCALE:- 1:200 DATE:- 30/08/2024

03